

COUNTY OF CAMDEN

OFFICIAL  
ELECTION  
RESULTS

2021 Primary Election  
June 8, 2021



Making It Better, Together.

**CAM\_20210608\_E****June 8, 2021****Summary Report****Camden County****Official Results**

<b>Democratic Registration &amp; Turnout</b>	187,495	Voters	<b>DEM - State Senate 5th District (cont'd..)</b>	(95)	95/95	100.00%
Machine Turnout	13,370	7.13%	Write-In		25	0.29%
Mail-In Ballot Turnout	24,835	13.25%				
Provisional Turnout	1,553	0.83%	<b>Total ...</b>		<b>8,728</b>	<b>100.00%</b>
Rejected Ballots Turnout	0	0.00%	<b>DEM - State Senate 6th District</b>	(152)	152/152	100.00%
Emergency Turnout	377	0.20%	Under Votes:	1607		
<b>Total ...</b>	<b>40,135</b>	<b>21.41%</b>	Over Votes:	2		
<b>Republican Registration &amp; Turnout</b>	62,444	Voters	<b>James BEACH</b>		<b>17,035</b>	<b>99.60%</b>
Machine Turnout	8,107	12.98%	Write-In		68	0.40%
Mail-In Ballot Turnout	6,258	10.02%	<b>Total ...</b>		<b>17,103</b>	<b>100.00%</b>
Provisional Turnout	545	0.87%	<b>DEM - State Senate 8th District</b>	(19)	19/19	100.00%
Rejected Ballots Turnout	0	0.00%	Under Votes:	151		
Emergency Turnout	0	0.00%	Over Votes:	0		
<b>Total ...</b>	<b>14,910</b>	<b>23.88%</b>	<b>Dawn Marie ADDIEGO</b>		<b>1,269</b>	<b>99.76%</b>
<b>Unaffiliated Registration &amp; Turnout</b>	140,412	Voters	Write-In		3	0.24%
Machine Turnout	0	0.00%	<b>Total ...</b>		<b>1,272</b>	<b>100.00%</b>
Mail-In Ballot Turnout	0	0.00%	<b>DEM - General Assembly 4th District</b>	(77)	77/77	100.00%
Provisional Turnout	0	0.00%	Under Votes:	1729		
Rejected Ballots Turnout	0	0.00%	Over Votes:	0		
Emergency Turnout	0	0.00%	<b>Paul D. MORIARTY</b>		<b>8,462</b>	<b>50.26%</b>
<b>Total ...</b>	<b>0</b>	<b>0.00%</b>	<b>Gabriela M. MOSQUERA</b>		<b>8,339</b>	<b>49.53%</b>
<b>Registration &amp; Turnout</b>	390,351	Voters	Write-In		36	0.21%
Machine Turnout	21,477	5.50%	<b>Total ...</b>		<b>16,837</b>	<b>100.00%</b>
Mail-In Ballot Turnout	31,093	7.97%	<b>DEM - General Assembly 5th District</b>	(95)	95/95	100.00%
Provisional Turnout	2,098	0.54%	Under Votes:	4402		
Rejected Ballots Turnout	0	0.00%	Over Votes:	0		
Emergency Turnout	377	0.10%	<b>William F. MOEN, JR.</b>		<b>8,520</b>	<b>50.02%</b>
<b>Total ...</b>	<b>55,045</b>	<b>14.10%</b>	<b>William W. SPEARMAN</b>		<b>8,477</b>	<b>49.77%</b>
<b>DEM - Governor</b>	(343)	343/343	100.00%	Write-In	35	0.21%
Under Votes:	2646			<b>Total ...</b>	<b>17,032</b>	<b>100.00%</b>
Over Votes:	5			<b>DEM - General Assembly 6th District</b>	(152)	152/152
<b>Philip MURPHY</b>	<b>37,213</b>	<b>99.28%</b>		Under Votes:	3165	
Write-In	271	0.72%		Over Votes:	4	
<b>Total ...</b>	<b>37,484</b>	<b>100.00%</b>		<b>Louis D. GREENWALD</b>	<b>17,179</b>	<b>50.15%</b>
<b>DEM - State Senate 4th District</b>	(77)	77/77	100.00%	<b>Pamela R. LAMPITT</b>	<b>17,002</b>	<b>49.63%</b>
Under Votes:	820			Write-In	74	0.22%
Over Votes:	0			<b>Total ...</b>	<b>34,255</b>	<b>100.00%</b>
<b>Fred H. MADDEN</b>	<b>8,434</b>	<b>99.66%</b>		<b>DEM - General Assembly 8th District</b>	(19)	19/19
Write-In	29	0.34%		Under Votes:	301	
<b>Total ...</b>	<b>8,463</b>	<b>100.00%</b>		Over Votes:	0	
<b>DEM - State Senate 5th District</b>	(95)	95/95	100.00%	<b>Mark NATALE</b>	<b>1,274</b>	<b>50.06%</b>
Under Votes:	1989			<b>Allison ECKEL</b>	<b>1,269</b>	<b>49.86%</b>
Over Votes:	0			Write-In	2	0.08%
<b>Nilsa CRUZ-PEREZ</b>	<b>8,703</b>	<b>99.71%</b>		<b>Total ...</b>	<b>2,545</b>	<b>100.00%</b>

**CAM\_20210608\_E****June 8, 2021****Summary Report****Camden County****Official Results**

<b>DEM - Sheriff</b>	(343)	343/343	100.00%	<b>DEM - Audubon Park Council</b>	(1)	1/1	100.00%
Under Votes: 3491				Under Votes: 43			
Over Votes: 497				Over Votes: 0			
<b>Gilbert L. 'Whip' WILSON</b>		<b>31,186</b>	<b>86.27%</b>	<b>Cathleen LOWE</b>		<b>83</b>	<b>52.20%</b>
Jason CUTLER		4,928	13.63%	<b>Amy PARATORE</b>		<b>76</b>	<b>47.80%</b>
Write-In		36	0.10%	Write-In		0	0.00%
<b>Total ...</b>		<b>36,150</b>	<b>100.00%</b>	<b>Total ...</b>		<b>159</b>	<b>100.00%</b>
<b>DEM - Board of County Commissioners</b>	(343)	343/343	100.00%	<b>DEM - Audubon Park County Committee</b>	(1)	1/1	100.00%
Under Votes: 13937				Under Votes: 21			
Over Votes: 1376				Over Votes: 0			
<b>Jeffrey L. NASH</b>		<b>31,705</b>	<b>30.17%</b>	<b>Mitchell SIEGEL</b>		<b>80</b>	<b>100.00%</b>
<b>Melinda KANE</b>		<b>32,132</b>	<b>30.58%</b>	Write-In		0	0.00%
<b>Almar DYER</b>		<b>31,811</b>	<b>30.27%</b>	<b>Total ...</b>		<b>80</b>	<b>100.00%</b>
George FALLON		4,422	4.21%				
Ann KLEIN		4,904	4.67%	<b>DEM - Audubon Park County Committee</b>	(1)	1/1	100.00%
Write-In		113	0.11%	Under Votes: 21			
<b>Total ...</b>		<b>105,087</b>	<b>100.00%</b>	Over Votes: 0			
<b>DEM - State Committee</b>	(343)	343/343	100.00%	<b>Sandra HOOK</b>		<b>80</b>	<b>100.00%</b>
Under Votes: 4483				Write-In		0	0.00%
Over Votes: 591				<b>Total ...</b>		<b>80</b>	<b>100.00%</b>
<b>CAM CO DEM COM</b>		<b>29,366</b>	<b>83.76%</b>	<b>DEM - Barrington Council</b>	(5)	5/5	100.00%
SJ PROG DEMS		5,694	16.24%	Under Votes: 116			
<b>Total ...</b>		<b>35,060</b>	<b>100.00%</b>	Over Votes: 0			
<b>DEM - Audubon Boro County Committee</b>	(8)	8/8	100.00%	<b>Michael DRUMM</b>		<b>428</b>	<b>50.59%</b>
Under Votes: 377				<b>Shawn LUDWIG</b>		<b>415</b>	<b>49.05%</b>
Over Votes: 0				Write-In		3	0.35%
<b>Robert JAKUBOWSKI</b>		<b>537</b>	<b>20.20%</b>	<b>Total ...</b>		<b>846</b>	<b>100.00%</b>
<b>John J. WARD</b>		<b>529</b>	<b>19.90%</b>	<b>DEM - Barrington County Committee Mar</b>	(5)	5/5	100.00%
<b>Jamie DI FRANCESCO</b>		<b>526</b>	<b>19.79%</b>	Under Votes: 187			
<b>David ALEMI</b>		<b>527</b>	<b>19.83%</b>	Over Votes: 0			
<b>Dominic CERITTO</b>		<b>526</b>	<b>19.79%</b>	<b>Robert HARRIS</b>		<b>425</b>	<b>33.84%</b>
Write-In		13	0.49%	<b>Shawn LUDWIG</b>		<b>408</b>	<b>32.48%</b>
<b>Total ...</b>		<b>2,658</b>	<b>100.00%</b>	<b>Michael BEACH</b>		<b>422</b>	<b>33.60%</b>
<b>DEM - Audubon Boro County Committee</b>	(8)	8/8	100.00%	Write-In		1	0.08%
Under Votes: 378				<b>Total ...</b>		<b>1,256</b>	<b>100.00%</b>
Over Votes: 0				<b>DEM - Barrington County Committee Wo</b>	(5)	5/5	100.00%
<b>Patricia WHALEN</b>		<b>537</b>	<b>20.21%</b>	Under Votes: 165			
<b>Lauren SCHIAVO</b>		<b>535</b>	<b>20.14%</b>	Over Votes: 0			
<b>Sonia GRYZEWSKI</b>		<b>526</b>	<b>19.80%</b>	<b>Patricia EGAN JONES</b>		<b>441</b>	<b>34.51%</b>
<b>Joanne PRINCE</b>		<b>526</b>	<b>19.80%</b>	<b>Felicia ROBENOLT</b>		<b>414</b>	<b>32.39%</b>
<b>Paula WARD</b>		<b>528</b>	<b>19.87%</b>	<b>Elizabeth CAVALLARO</b>		<b>422</b>	<b>33.02%</b>
Write-In		5	0.19%	Write-In		1	0.08%
<b>Total ...</b>		<b>2,657</b>	<b>100.00%</b>	<b>Total ...</b>		<b>1,278</b>	<b>100.00%</b>

**CAM\_20210608\_E****June 8, 2021****Summary Report****Camden County****Official Results**

<b>DEM - Bellmawr Council</b>	(7)	7/7	100.00%	<b>DEM - Berlin Boro County Committee Wc</b>	(5)	5/5	100.00%
Under Votes: 150				Under Votes: 82			
Over Votes: 49				Over Votes: 0			
<b>Steven B. HAGERTY</b>		<b>635</b>	<b>32.45%</b>	<b>Eileen CRAIG</b>		<b>155</b>	<b>34.07%</b>
<b>Craig R. WILHELM</b>		<b>626</b>	<b>31.99%</b>	<b>Chris EARLE</b>		<b>148</b>	<b>32.53%</b>
Paul T. DE ANGELIS		378	19.32%	<b>Mary PAGE</b>		<b>151</b>	<b>33.19%</b>
Anna MOORE		315	16.10%	Write-In		1	0.22%
Write-In		3	0.15%				
<b>Total ...</b>		<b>1,957</b>	<b>100.00%</b>	<b>Total ...</b>		<b>455</b>	<b>100.00%</b>
<b>DEM - Bellmawr County Committee Man</b>	(7)	7/7	100.00%	<b>DEM - Berlin Twp Mayor</b>	(4)	4/4	100.00%
Under Votes: 1854				Under Votes: 41			
Over Votes: 0				Over Votes: 0			
<b>Raymond STASZAK</b>		<b>758</b>	<b>16.43%</b>	<b>Phyllis JEFFRIES MAGAZZU</b>		<b>506</b>	<b>98.83%</b>
<b>Frank FILIPEK, JR.</b>		<b>756</b>	<b>16.38%</b>	Write-In		6	1.17%
<b>Louis DI ANGELO</b>		<b>795</b>	<b>17.23%</b>				
<b>John STRAUB</b>		<b>772</b>	<b>16.73%</b>	<b>Total ...</b>		<b>512</b>	<b>100.00%</b>
<b>Ryan DORAN</b>		<b>750</b>	<b>16.25%</b>	<b>DEM - Berlin Twp Council</b>	(4)	4/4	100.00%
<b>Michael KENNY</b>		<b>766</b>	<b>16.60%</b>	Under Votes: 132			
Write-In		17	0.37%	Over Votes: 0			
<b>Total ...</b>		<b>4,614</b>	<b>100.00%</b>	<b>Frank EPIFANIO</b>		<b>485</b>	<b>49.79%</b>
<b>DEM - Bellmawr County Committee Wom</b>	(7)	7/7	100.00%	<b>Mark REID</b>		<b>487</b>	<b>50.00%</b>
Under Votes: 1805				Write-In		2	0.21%
Over Votes: 0							
<b>Annamarie STOLFO</b>		<b>786</b>	<b>16.86%</b>	<b>Total ...</b>		<b>974</b>	<b>100.00%</b>
<b>Denise SAUTER</b>		<b>788</b>	<b>16.90%</b>	<b>DEM - Berlin Twp County Committee Mar</b>	(4)	4/4	100.00%
<b>Lisa YOUNG</b>		<b>785</b>	<b>16.83%</b>	Under Votes: 195			
<b>Jamie GIAMBANIS</b>		<b>781</b>	<b>16.75%</b>	Over Votes: 0			
<b>Lauren DORAN</b>		<b>751</b>	<b>16.11%</b>	<b>Jack TURNER</b>		<b>492</b>	<b>33.61%</b>
<b>Joyce JONES</b>		<b>757</b>	<b>16.23%</b>	<b>Dante MAGAZZU</b>		<b>480</b>	<b>32.79%</b>
Write-In		15	0.32%	<b>Christopher T. MORRIS</b>		<b>486</b>	<b>33.20%</b>
<b>Total ...</b>		<b>4,663</b>	<b>100.00%</b>	Write-In		6	0.41%
<b>DEM - Berlin Boro Council</b>	(5)	5/5	100.00%	<b>Total ...</b>		<b>1,464</b>	<b>100.00%</b>
Under Votes: 260				<b>DEM - Berlin Twp County Committee Woi</b>	(4)	4/4	100.00%
Over Votes: 0				Under Votes: 189			
Write-In		0	0.00%	Over Votes: 3			
<b>Total ...</b>		<b>0</b>	<b>0.00%</b>	<b>Phyllis JEFFRIES MAGAZZU</b>		<b>488</b>	<b>33.27%</b>
<b>DEM - Berlin Boro County Committee Ma</b>	(5)	5/5	100.00%	<b>Marion BODANZA</b>		<b>482</b>	<b>32.86%</b>
Under Votes: 84				<b>Lindsey SHELLENBERGER</b>		<b>490</b>	<b>33.40%</b>
Over Votes: 0				Write-In		7	0.48%
<b>Donald CRAIG</b>		<b>154</b>	<b>34.00%</b>	<b>Total ...</b>		<b>1,467</b>	<b>100.00%</b>
<b>David MC PEAK</b>		<b>150</b>	<b>33.11%</b>	<b>DEM - Brooklawn Council</b>	(1)	1/1	100.00%
<b>William CARUSO</b>		<b>149</b>	<b>32.89%</b>	Under Votes: 23			
Write-In		0	0.00%	Over Votes: 0			
<b>Total ...</b>		<b>453</b>	<b>100.00%</b>	<b>Julie MC CLEARY</b>		<b>97</b>	<b>49.74%</b>
				<b>Patricia MC CONNELL</b>		<b>98</b>	<b>50.26%</b>
				Write-In		0	0.00%
				<b>Total ...</b>		<b>195</b>	<b>100.00%</b>

**CAM\_20210608\_E****June 8, 2021****Summary Report****Camden County****Official Results**

<b>DEM - Brooklawn County Committee Mar</b>	(1)	1/1	100.00%	<b>DEM - Camden City Ward 2 County Comr</b>	(11)	11/11	100.00%
Under Votes:	7			Under Votes:	563		
Over Votes:	0			Over Votes:	20		
<b>Kevin EVERHART</b>		<b>102</b>	<b>100.00%</b>	<b>CAM CO DEM COM</b>		<b>856</b>	<b>88.98%</b>
Write-In		0	0.00%	COM LED COM RSD COM STRG		106	11.02%
<b>Total ...</b>		<b>102</b>	<b>100.00%</b>	<b>Total ...</b>		<b>962</b>	<b>100.00%</b>
<b>DEM - Brooklawn County Committee Woi</b>	(1)	1/1	100.00%	<b>DEM - Camden City Ward 3 County Comr</b>	(9)	9/9	100.00%
Under Votes:	6			Under Votes:	384		
Over Votes:	0			Over Votes:	0		
<b>Mary MEVOLI</b>		<b>103</b>	<b>100.00%</b>	<b>CAM CO DEM COM</b>		<b>596</b>	<b>100.00%</b>
Write-In		0	0.00%	<b>Total ...</b>		<b>596</b>	<b>100.00%</b>
<b>Total ...</b>		<b>103</b>	<b>100.00%</b>				
<b>DEM - Camden City Mayor</b>	(40)	40/40	100.00%	<b>DEM - Camden City Ward 4 County Comr</b>	(10)	10/10	100.00%
Under Votes:	273			Under Votes:	432		
Over Votes:	140			Over Votes:	0		
<b>Victor CARSTARPHEN</b>		<b>2,748</b>	<b>63.42%</b>	<b>CAM CO DEM COM</b>		<b>604</b>	<b>100.00%</b>
Luis QUINONES		353	8.15%	<b>Total ...</b>		<b>604</b>	<b>100.00%</b>
Felisha REYES-MORTON		231	5.33%				
Elton CUSTIS		997	23.01%	<b>DEM - Cherry Hill Council</b>	(48)	48/48	100.00%
Write-In		4	0.09%	Under Votes:	2449		
<b>Total ...</b>		<b>4,333</b>	<b>100.00%</b>	Over Votes:	0		
<b>DEM - Camden City Council at Large</b>	(40)	40/40	100.00%	<b>David FLEISHER</b>		<b>6,176</b>	<b>25.22%</b>
Under Votes:	2530			<b>Carole ROSKOPH</b>		<b>6,084</b>	<b>24.84%</b>
Over Votes:	336			<b>Sangeeta DOSHI</b>		<b>6,098</b>	<b>24.90%</b>
<b>Angel FUENTES</b>		<b>3,014</b>	<b>26.50%</b>	<b>William A. CARTER, III</b>		<b>6,090</b>	<b>24.87%</b>
<b>Sheila DAVIS</b>		<b>3,021</b>	<b>26.56%</b>	Write-In		43	0.18%
<b>Nohemi G. SORIA-PEREZ</b>		<b>2,778</b>	<b>24.42%</b>	<b>Total ...</b>		<b>24,491</b>	<b>100.00%</b>
Aasim JOHNSON		375	3.30%				
Carla BENSON		814	7.16%	<b>DEM - Cherry Hill County Committee</b>	(48)	48/48	100.00%
Carmen LOZADA-COOPER		854	7.51%	Under Votes:	733		
Hector B. ROJAS		513	4.51%	Over Votes:	0		
Write-In		6	0.05%	<b>CAM CO DEM COM</b>		<b>6,002</b>	<b>100.00%</b>
<b>Total ...</b>		<b>11,375</b>	<b>100.00%</b>	<b>Total ...</b>		<b>6,002</b>	<b>100.00%</b>
<b>DEM - Camden City County Committee A</b>	(40)	40/40	100.00%	<b>DEM - Chesilhurst Council</b>	(1)	1/1	100.00%
Under Votes:	1630			Under Votes:	54		
Over Votes:	0			Over Votes:	0		
<b>CAM CO DEM COM</b>		<b>3,112</b>	<b>100.00%</b>	<b>Pearlie C. LEE</b>		<b>138</b>	<b>51.49%</b>
<b>Total ...</b>		<b>3,112</b>	<b>100.00%</b>	<b>Cathleen JORDAN</b>		<b>130</b>	<b>48.51%</b>
				Write-In		0	0.00%
				<b>Total ...</b>		<b>268</b>	<b>100.00%</b>
<b>DEM - Camden City Ward 1 County Comr</b>	(10)	10/10	100.00%				
Under Votes:	445			<b>DEM - Chesilhurst County Committee Ma</b>	(1)	1/1	100.00%
Over Votes:	0			Under Votes:	35		
<b>CAM CO DEM COM</b>		<b>740</b>	<b>100.00%</b>	Over Votes:	0		
<b>Total ...</b>		<b>740</b>	<b>100.00%</b>	<b>Michael E. CHEW</b>		<b>125</b>	<b>99.21%</b>
				Write-In		1	0.79%
				<b>Total ...</b>		<b>126</b>	<b>100.00%</b>

**CAM\_20210608\_E****June 8, 2021****Summary Report****Camden County****Official Results**

<b>DEM - Chesilhurst County Committee Wc</b>	(1)	1/1	100.00%	<b>DEM - Gibbsboro County Committee Mar</b>	(2)	2/2	100.00%
Under Votes: 35				Under Votes: 20			
Over Votes: 0				Over Votes: 0			
<b>Maria C. LITTLES</b>		<b>124</b>	<b>98.41%</b>	<b>Dan KEASHEN</b>		<b>155</b>	<b>100.00%</b>
Write-In		2	1.59%	Write-In		0	0.00%
<b>Total ...</b>		<b>126</b>	<b>100.00%</b>	<b>Total ...</b>		<b>155</b>	<b>100.00%</b>
<b>DEM - Clementon Council</b>	(3)	3/3	100.00%	<b>DEM - Gibbsboro County Committee Woi</b>	(2)	2/2	100.00%
Under Votes: 97				Under Votes: 20			
Over Votes: 0				Over Votes: 0			
<b>Robert L. DORSEY</b>		<b>321</b>	<b>50.23%</b>	<b>Hailey COLLIER</b>		<b>155</b>	<b>100.00%</b>
<b>David CORNWELL</b>		<b>311</b>	<b>48.67%</b>	Write-In		0	0.00%
Write-In		7	1.10%	<b>Total ...</b>		<b>155</b>	<b>100.00%</b>
<b>Total ...</b>		<b>639</b>	<b>100.00%</b>				
<b>DEM - Clementon County Committee Mar</b>	(3)	3/3	100.00%	<b>DEM - Gloucester City Council Ward 1</b>	(3)	3/3	100.00%
Under Votes: 46				Under Votes: 20			
Over Votes: 18				Over Votes: 0			
<b>Thomas M. SHAW</b>		<b>245</b>	<b>36.46%</b>	<b>George BERGLUND</b>		<b>167</b>	<b>100.00%</b>
<b>Thomas J. WEAVER</b>		<b>239</b>	<b>35.57%</b>	Write-In		0	0.00%
Nickoles STANKOWSKI		88	13.10%	<b>Total ...</b>		<b>167</b>	<b>100.00%</b>
Christopher TAYLOR		98	14.58%				
Write-In		2	0.30%	<b>DEM - Gloucester City Council Ward 2</b>	(3)	3/3	100.00%
<b>Total ...</b>		<b>672</b>	<b>100.00%</b>	Under Votes: 32			
				Over Votes: 0			
<b>DEM - Clementon County Committee Woi</b>	(3)	3/3	100.00%	<b>James JOHNSON</b>		<b>218</b>	<b>100.00%</b>
Under Votes: 45				Write-In		0	0.00%
Over Votes: 10				<b>Total ...</b>		<b>218</b>	<b>100.00%</b>
<b>Danielle AUBRY</b>		<b>254</b>	<b>37.30%</b>				
<b>Holly STROBL</b>		<b>249</b>	<b>36.56%</b>	<b>DEM - Gloucester City Council Ward 3</b>	(2)	2/2	100.00%
Rebecca HOLLOWAY		94	13.80%	Under Votes: 34			
Jessica CHEESMAN		84	12.33%	Over Votes: 0			
Write-In		0	0.00%	<b>Nancy BAUS</b>		<b>151</b>	<b>99.34%</b>
<b>Total ...</b>		<b>681</b>	<b>100.00%</b>	Write-In		1	0.66%
				<b>Total ...</b>		<b>152</b>	<b>100.00%</b>
<b>DEM - Collingswood County Committee</b>	(12)	12/12	100.00%				
Under Votes: 51				<b>DEM - Gloucester City Ward 1 County Co</b>	(3)	3/3	100.00%
Over Votes: 6				Under Votes: 49			
<b>CAM CO DEM COM</b>		<b>1,194</b>	<b>63.48%</b>	Over Votes: 0			
SJ PROG DEMS		687	36.52%	<b>Patrick R. HAGAN</b>		<b>167</b>	<b>51.38%</b>
<b>Total ...</b>		<b>1,881</b>	<b>100.00%</b>	<b>Robert C. BOOTH</b>		<b>158</b>	<b>48.62%</b>
				Write-In		0	0.00%
<b>DEM - Gibbsboro Council</b>	(2)	2/2	100.00%	<b>Total ...</b>		<b>325</b>	<b>100.00%</b>
Under Votes: 344							
Over Votes: 0				<b>DEM - Gloucester City Ward 1 County Co</b>	(3)	3/3	100.00%
Write-In		6	100.00%	Under Votes: 48			
<b>Total ...</b>		<b>6</b>	<b>100.00%</b>	Over Votes: 0			
				<b>Roseann MICHEL</b>		<b>163</b>	<b>50.00%</b>
				<b>Lisa DEBUS</b>		<b>162</b>	<b>49.69%</b>

**CAM\_20210608\_E****June 8, 2021****Summary Report****Camden County****Official Results**

<b>DEM - Gloucester City Ward 1 County Co</b>	(3)	3/3	100.00%	<b>DEM - Gloucester Twp Council (cont'd...</b>	(40)	40/40	100.00%
Write-In		1	0.31%	Write-In		48	0.43%
<b>Total ...</b>		<b>326</b>	<b>100.00%</b>	<b>Total ...</b>		<b>11,173</b>	<b>100.00%</b>
<b>DEM - Gloucester City Ward 2 County Co</b>	(3)	3/3	100.00%	<b>DEM - Gloucester Twp County Committe</b>	(40)	40/40	100.00%
Under Votes: 55				Under Votes: 600			
Over Votes: 0				Over Votes: 0			
<b>Michael BILLINGHAM</b>		<b>227</b>	<b>51.01%</b>	<b>CAM CO DEM COM</b>		<b>3,614</b>	<b>100.00%</b>
<b>Theodore J. HOWARTH, JR.</b>		<b>216</b>	<b>48.54%</b>	<b>Total ...</b>		<b>3,614</b>	<b>100.00%</b>
Write-In		2	0.45%				
<b>Total ...</b>		<b>445</b>	<b>100.00%</b>	<b>DEM - Haddon Heights Council</b>	(7)	7/7	100.00%
<b>DEM - Gloucester City Ward 2 County Co</b>	(3)	3/3	100.00%	Under Votes: 120			
Under Votes: 65				Over Votes: 0			
Over Votes: 0				<b>Christopher MORGAN</b>		<b>672</b>	<b>50.00%</b>
<b>Bernadette FLINN</b>		<b>220</b>	<b>50.57%</b>	<b>Scott SCHREIBER</b>		<b>669</b>	<b>49.78%</b>
<b>Jenai JOHNSON</b>		<b>213</b>	<b>48.97%</b>	Write-In		3	0.22%
Write-In		2	0.46%	<b>Total ...</b>		<b>1,344</b>	<b>100.00%</b>
<b>Total ...</b>		<b>435</b>	<b>100.00%</b>	<b>DEM - Haddon Heights County Committe</b>	(7)	7/7	100.00%
<b>DEM - Gloucester City Ward 3 County Co</b>	(2)	2/2	100.00%	Under Votes: 261			
Under Votes: 46				Over Votes: 4			
Over Votes: 0				<b>Scott SCHREIBER</b>		<b>660</b>	<b>24.78%</b>
<b>Jay F. BROPHY</b>		<b>170</b>	<b>52.15%</b>	<b>Michael MADDEN</b>		<b>666</b>	<b>25.01%</b>
<b>Charles J. MALSON</b>		<b>154</b>	<b>47.24%</b>	<b>Tom OTTOSON</b>		<b>668</b>	<b>25.08%</b>
Write-In		2	0.61%	<b>Chris LINARIS</b>		<b>665</b>	<b>24.97%</b>
<b>Total ...</b>		<b>326</b>	<b>100.00%</b>	Write-In		4	0.15%
<b>DEM - Gloucester City Ward 3 County Co</b>	(2)	2/2	100.00%	<b>Total ...</b>		<b>2,663</b>	<b>100.00%</b>
Under Votes: 50				<b>DEM - Haddon Heights County Committe</b>	(7)	7/7	100.00%
Over Votes: 0				Under Votes: 267			
<b>Mary DE FONEY</b>		<b>165</b>	<b>51.24%</b>	Over Votes: 0			
<b>Carol Lynn CAREY-LEE</b>		<b>156</b>	<b>48.45%</b>	<b>Marianne Holly CASS</b>		<b>671</b>	<b>25.22%</b>
Write-In		1	0.31%	<b>Casey ORLANDO</b>		<b>674</b>	<b>25.33%</b>
<b>Total ...</b>		<b>322</b>	<b>100.00%</b>	<b>Coleen Cleary COPPER</b>		<b>656</b>	<b>24.65%</b>
<b>DEM - Gloucester Twp Mayor</b>	(40)	40/40	100.00%	<b>Magdalene JOHNS</b>		<b>660</b>	<b>24.80%</b>
Under Votes: 405				Write-In		0	0.00%
Over Votes: 2				<b>Total ...</b>		<b>2,661</b>	<b>100.00%</b>
<b>David R. MAYER</b>		<b>3,747</b>	<b>98.42%</b>	<b>DEM - Haddon Twp County Committee</b>	(15)	15/15	100.00%
Write-In		60	1.58%	Under Votes: 136			
<b>Total ...</b>		<b>3,807</b>	<b>100.00%</b>	Over Votes: 0			
<b>DEM - Gloucester Twp Council</b>	(40)	40/40	100.00%	<b>CAM CO DEM COM</b>		<b>1,273</b>	<b>100.00%</b>
Under Votes: 1466				<b>Total ...</b>		<b>1,273</b>	<b>100.00%</b>
Over Votes: 3				<b>DEM - Haddonfield County Committee M</b>	(10)	10/10	100.00%
<b>Michelle L. WINTERS</b>		<b>3,728</b>	<b>33.37%</b>	Under Votes: 1266			
<b>Carolyn D. GRACE</b>		<b>3,721</b>	<b>33.30%</b>	Over Votes: 0			
<b>Dan HUTCHISON</b>		<b>3,676</b>	<b>32.90%</b>	<b>Anthony BEZICH</b>		<b>822</b>	<b>16.51%</b>
				<b>Fran GRAMKOWSKI</b>		<b>822</b>	<b>16.51%</b>
				<b>Eugene LEPORE</b>		<b>814</b>	<b>16.35%</b>

**CAM\_20210608\_E****June 8, 2021****Summary Report****Camden County****Official Results**

<b>DEM - Haddonfield County Committee Man</b>	(10)	10/10	100.00%	<b>DEM - Laurel Springs County Committee</b>	(2)	2/2	100.00%
Salvatore SICILIANO			829 16.65%	Write-In		1	0.85%
Jack TARDITI			872 17.51%				
Scott TRAYNOR			811 16.29%	<b>Total ...</b>		<b>117</b>	<b>100.00%</b>
Write-In			10 0.20%				
<b>Total ...</b>			<b>4,980 100.00%</b>	<b>DEM - Laurel Springs County Committee</b>	(2)	2/2	100.00%
				Under Votes: 5			
				Over Votes: 0			
<b>DEM - Haddonfield County Committee Woman</b>	(10)	10/10	100.00%	<b>June E. DZIERZYNSKI</b>		<b>120</b>	<b>100.00%</b>
Under Votes: 1218				Write-In		0	0.00%
Over Votes: 0				<b>Total ...</b>		<b>120</b>	<b>100.00%</b>
Saba AFTAB			837 16.65%				
Susan BALTAKE			834 16.59%	<b>DEM - Lawnside Council</b>	(2)	2/2	100.00%
Colleen BIANCO BEZICH			863 17.16%	Under Votes: 113			
Mary GRAMKOWSKI			820 16.31%	Over Votes: 0			
Anne WALTERS			832 16.55%	<b>Ronald DE ABREU</b>		<b>433</b>	<b>49.49%</b>
Gladis ZAMBRANA			830 16.51%	<b>Dawn WRIGHT-MC LEOD</b>		<b>439</b>	<b>50.17%</b>
Write-In			12 0.24%	Write-In		3	0.34%
<b>Total ...</b>			<b>5,028 100.00%</b>	<b>Total ...</b>		<b>875</b>	<b>100.00%</b>
<b>DEM - Hi-Nella Council</b>	(1)	1/1	100.00%	<b>DEM - Lawnside County Committee Man</b>	(2)	2/2	100.00%
Under Votes: 63				Under Votes: 201			
Over Votes: 0				Over Votes: 0			
Write-In			0 0.00%	<b>Eric J. WILCOX, SR.</b>		<b>430</b>	<b>33.57%</b>
<b>Total ...</b>			<b>0 0.00%</b>	<b>Steven POLLARD</b>		<b>435</b>	<b>33.96%</b>
				<b>Sebert L. MC KENZIE</b>		<b>413</b>	<b>32.24%</b>
<b>DEM - Hi-Nella County Committee Man</b>	(1)	1/1	100.00%	Write-In		3	0.23%
Under Votes: 5				<b>Total ...</b>		<b>1,281</b>	<b>100.00%</b>
Over Votes: 0							
<b>Gary TOMAR</b>			<b>58 100.00%</b>	<b>DEM - Lawnside County Committee Woman</b>	(2)	2/2	100.00%
Write-In			0 0.00%	Under Votes: 227			
<b>Total ...</b>			<b>58 100.00%</b>	Over Votes: 0			
				<b>Sydney A. HURLEY</b>		<b>412</b>	<b>32.83%</b>
<b>DEM - Hi-Nella County Committee Woman</b>	(1)	1/1	100.00%	<b>Rhonda WARDLOW-HURLEY</b>		<b>421</b>	<b>33.55%</b>
Under Votes: 6				<b>Bridgett L. KITTLES</b>		<b>420</b>	<b>33.47%</b>
Over Votes: 0				Write-In		2	0.16%
<b>Cindy MC COY</b>			<b>57 100.00%</b>	<b>Total ...</b>		<b>1,255</b>	<b>100.00%</b>
Write-In			0 0.00%				
<b>Total ...</b>			<b>57 100.00%</b>	<b>DEM - Lindenwold Council</b>	(9)	9/9	100.00%
				Under Votes: 167			
<b>DEM - Laurel Springs Council</b>	(2)	2/2	100.00%	Over Votes: 66			
Under Votes: 129				<b>Cheryle RANDOLPH-SHARPE</b>		<b>977</b>	<b>43.48%</b>
Over Votes: 0				<b>Samuel FIELDS</b>		<b>927</b>	<b>41.26%</b>
<b>Susan M. DI GREGORIO</b>			<b>120 99.17%</b>	Sarah VELLNER		158	7.03%
Write-In			1 0.83%	Justin M. JACKSON, JR.		178	7.92%
<b>Total ...</b>			<b>121 100.00%</b>	Write-In		7	0.31%
				<b>Total ...</b>		<b>2,247</b>	<b>100.00%</b>
<b>DEM - Laurel Springs County Committee</b>	(2)	2/2	100.00%				
Under Votes: 8							
Over Votes: 0							
<b>Thomas A. BARBERA</b>			<b>116 99.15%</b>				



**CAM\_20210608\_E****June 8, 2021****Summary Report****Camden County****Official Results**

<b>DEM - Lindenwold County Committee</b>	(9)	9/9	100.00%	<b>DEM - Merchantville County Committee V</b>	(3)	3/3	100.00%
Under Votes: 137				Under Votes: 33			
Over Votes: 0				Over Votes: 12			
<b>CAM CO DEM COM</b>		<b>1,103</b>	<b>100.00%</b>	Maureen G. HIGGINS		231	23.89%
<b>Total ...</b>		<b>1,103</b>	<b>100.00%</b>	<b>Angela C. WALDRON</b>		<b>259</b>	<b>26.78%</b>
				<b>Maria Nina SCARPA</b>		<b>245</b>	<b>25.34%</b>
<b>DEM - Magnolia Council</b>	(4)	4/4	100.00%	Dannette STRADER		231	23.89%
Under Votes: 62				Write-In		1	0.10%
Over Votes: 0				<b>Total ...</b>		<b>967</b>	<b>100.00%</b>
<b>Richard V. KRAUSE, JR.</b>		<b>304</b>	<b>50.17%</b>	<b>DEM - Mt Ephraim County Committee M:</b>	(4)	4/4	100.00%
<b>Shawn PARKER</b>		<b>300</b>	<b>49.50%</b>	Under Votes: 158			
Write-In		2	0.33%	Over Votes: 0			
<b>Total ...</b>		<b>606</b>	<b>100.00%</b>	<b>John SABAN</b>		<b>311</b>	<b>33.30%</b>
<b>DEM - Magnolia County Committee Man</b>	(4)	4/4	100.00%	<b>Samuel KEATING</b>		<b>309</b>	<b>33.08%</b>
Under Votes: 114				<b>Michael MARRONE</b>		<b>314</b>	<b>33.62%</b>
Over Votes: 0				Write-In		0	0.00%
<b>Robert CARSON</b>		<b>298</b>	<b>33.56%</b>	<b>Total ...</b>		<b>934</b>	<b>100.00%</b>
<b>Anthony DE PRINCE</b>		<b>293</b>	<b>33.00%</b>	<b>DEM - Mt Ephraim County Committee W:</b>	(4)	4/4	100.00%
<b>Steven B. WHALEN</b>		<b>293</b>	<b>33.00%</b>	Under Votes: 149			
Write-In		4	0.45%	Over Votes: 0			
<b>Total ...</b>		<b>888</b>	<b>100.00%</b>	<b>Deborah WOLK</b>		<b>315</b>	<b>33.40%</b>
<b>DEM - Magnolia County Committee Wom</b>	(4)	4/4	100.00%	<b>Kristina CAREY</b>		<b>311</b>	<b>32.98%</b>
Under Votes: 122				<b>Barbara SCOTT</b>		<b>317</b>	<b>33.62%</b>
Over Votes: 0				Write-In		0	0.00%
<b>Shawn PARKER</b>		<b>294</b>	<b>33.41%</b>	<b>Total ...</b>		<b>943</b>	<b>100.00%</b>
<b>Mary MARTZ</b>		<b>293</b>	<b>33.30%</b>	<b>DEM - Oaklyn Council</b>	(4)	4/4	100.00%
<b>Terri SAXTON</b>		<b>291</b>	<b>33.07%</b>	Under Votes: 68			
Write-In		2	0.23%	Over Votes: 0			
<b>Total ...</b>		<b>880</b>	<b>100.00%</b>	<b>Christopher WALTERS</b>		<b>300</b>	<b>49.02%</b>
<b>DEM - Merchantville Council</b>	(3)	3/3	100.00%	<b>Nancy MAC GREGOR</b>		<b>308</b>	<b>50.33%</b>
Under Votes: 182				Write-In		4	0.65%
Over Votes: 0				<b>Total ...</b>		<b>612</b>	<b>100.00%</b>
<b>Cindy MORALES-BUTTS</b>		<b>416</b>	<b>50.12%</b>	<b>DEM - Oaklyn County Committee Man</b>	(4)	4/4	100.00%
<b>Daniel J. SPERRAZZA</b>		<b>404</b>	<b>48.67%</b>	Under Votes: 104			
Write-In		10	1.20%	Over Votes: 0			
<b>Total ...</b>		<b>830</b>	<b>100.00%</b>	<b>Matthew GROCHOWSKI</b>		<b>306</b>	<b>33.41%</b>
<b>DEM - Merchantville County Committee M</b>	(3)	3/3	100.00%	<b>Adam SHERR</b>		<b>305</b>	<b>33.30%</b>
Under Votes: 55				<b>Christopher WALTERS</b>		<b>302</b>	<b>32.97%</b>
Over Votes: 15				Write-In		3	0.33%
Daniel J. SPERRAZZA		229	24.26%	<b>Total ...</b>		<b>916</b>	<b>100.00%</b>
Louis J. FIUME, III		235	24.89%	<b>DEM - Oaklyn County Committee Woman</b>	(4)	4/4	100.00%
Chester HICKS		233	24.68%	Under Votes: 111			
Joseph BOUVIER		247	26.17%	Over Votes: 0			
Write-In		0	0.00%	<b>Sarah CAIRNS</b>		<b>297</b>	<b>32.67%</b>
<b>Total ...</b>		<b>944</b>	<b>100.00%</b>	<b>Amy DOYLE GAVAGHAN</b>		<b>303</b>	<b>33.33%</b>

**CAM\_20210608\_E****June 8, 2021****Summary Report****Camden County****Official Results**

<b>DEM - Oaklyn County Committee Woman</b> (4) 4/4 100.00%	<b>DEM - Pine Hill County Committee Woma</b> (6) 6/6 100.00%
<b>April Sandra MARINO</b> 305 33.55%	<b>Erica M. WAKELEY</b> 606 19.80%
Write-In 4 0.44%	<b>Joanne T. JONES</b> 611 19.96%
<b>Total ...</b> 909 100.00%	<b>Sharon M. YOUNG</b> 614 20.06%
	Write-In 9 0.29%
	<b>Total ...</b> 3,061 100.00%
<b>DEM - Pennsauken Twp Committee UNE</b> (24) 24/24 100.00%	<b>DEM - Pine Valley County Committee Ma</b> (0)
Under Votes: 206	Under Votes: 2
Over Votes: 0	Over Votes: 0
<b>Nicole ROBERTS</b> 2,486 99.68%	Write-In 0 0.00%
Write-In 8 0.32%	<b>Total ...</b> 0 0.00%
<b>Total ...</b> 2,494 100.00%	
<b>DEM - Pennsauken Twp. Committee</b> (24) 24/24 100.00%	<b>DEM - Pine Valley County Committee Wo</b> (0)
Under Votes: 539	Under Votes: 2
Over Votes: 0	Over Votes: 0
<b>Jessica RAFEH</b> 2,436 50.11%	Write-In 0 0.00%
<b>Marco DI BATTISTA</b> 2,413 49.64%	<b>Total ...</b> 0 0.00%
Write-In 12 0.25%	
<b>Total ...</b> 4,861 100.00%	
<b>DEM - Pennsauken County Committee</b> (24) 24/24 100.00%	<b>DEM - Runnemede Council</b> (6) 6/6 100.00%
Under Votes: 333	Under Votes: 260
Over Votes: 0	Over Votes: 10
<b>CAM CO DEM COM</b> 2,367 100.00%	<b>Eleanor KELLY</b> 620 38.65%
<b>Total ...</b> 2,367 100.00%	<b>Craig LAUBENSTEIN</b> 578 36.03%
	Ed WHITE 391 24.38%
	Write-In 15 0.94%
	<b>Total ...</b> 1,604 100.00%
<b>DEM - Pine Hill Council</b> (6) 6/6 100.00%	<b>DEM - Runnemede County Committee M:</b> (6) 6/6 100.00%
Under Votes: 107	Under Votes: 1083
Over Votes: 0	Over Votes: 0
<b>John ROBB</b> 613 49.88%	<b>Joseph AUPPERLE</b> 726 20.16%
<b>Thomas KNOTT, JR</b> 613 49.88%	<b>George BUTRICA</b> 717 19.91%
Write-In 3 0.24%	<b>Bernard MOORE</b> 729 20.24%
<b>Total ...</b> 1,229 100.00%	<b>Lawrence STONE</b> 708 19.66%
	<b>Daniel WHITE</b> 711 19.74%
	Write-In 11 0.31%
	<b>Total ...</b> 3,602 100.00%
<b>DEM - Pine Hill County Committee Man</b> (6) 6/6 100.00%	<b>DEM - Runnemede County Committee W:</b> (6) 6/6 100.00%
Under Votes: 293	Under Votes: 1088
Over Votes: 0	Over Votes: 0
<b>John ROBB</b> 611 20.05%	<b>Virginia BETTERIDGE</b> 724 20.13%
<b>Terence G. BURKE</b> 611 20.05%	<b>Gladys BRITTON</b> 716 19.91%
<b>Michael HAGARTY</b> 611 20.05%	<b>Mary DODDS</b> 715 19.88%
<b>Robert E. HAGY</b> 606 19.89%	<b>Donna STARTS</b> 724 20.13%
<b>James T. WAKELEY</b> 604 19.82%	<b>Margaret ZAPPALA</b> 707 19.66%
Write-In 4 0.13%	Write-In 11 0.31%
<b>Total ...</b> 3,047 100.00%	<b>Total ...</b> 3,597 100.00%
<b>DEM - Pine Hill County Committee Woma</b> (6) 6/6 100.00%	
Under Votes: 279	
Over Votes: 0	
<b>Linda SZCZESNIEWSKI</b> 614 20.06%	
<b>Patricia KNOTT</b> 607 19.83%	

## CAM\_20210608\_E

June 8, 2021

## Summary Report

## Camden County

## Official Results

<b>DEM - Somerdale Council</b>	(4)	4/4	100.00%	<b>DEM - Stratford County Committee Wom:</b>	(6)	6/6	100.00%
Under Votes: 102				Write-In		2	0.15%
Over Votes: 0				<b>Total ...</b>		<b>1,306</b>	<b>100.00%</b>
<b>George C. EHRMANN</b>		<b>447</b>	<b>49.78%</b>	<b>DEM - Tavistock County Committee Man</b>	(0)		
<b>George W. BADEY, JR.</b>		<b>449</b>	<b>50.00%</b>	Under Votes: 2			
Write-In		2	0.22%	Over Votes: 0			
<b>Total ...</b>		<b>898</b>	<b>100.00%</b>	Write-In		0	0.00%
<b>DEM - Somerdale County Committee Mar</b>	(4)	4/4	100.00%	<b>Total ...</b>		<b>0</b>	<b>0.00%</b>
Under Votes: 168				<b>DEM - Tavistock County Committee Worr</b>	(0)		
Over Votes: 0				Under Votes: 2			
<b>Christian ANNESE</b>		<b>446</b>	<b>33.48%</b>	Over Votes: 0			
<b>George C. EHRMANN</b>		<b>440</b>	<b>33.03%</b>	Write-In		0	0.00%
<b>Charles W. POPE</b>		<b>444</b>	<b>33.33%</b>	<b>Total ...</b>		<b>0</b>	<b>0.00%</b>
Write-In		2	0.15%	<b>DEM - Voorhees Twp. Committee</b>	(19)	19/19	100.00%
<b>Total ...</b>		<b>1,332</b>	<b>100.00%</b>	Under Votes: 370			
<b>DEM - Somerdale County Committee Woi</b>	(4)	4/4	100.00%	Over Votes: 4			
Under Votes: 158				<b>Michelle NOCITO</b>		<b>2,099</b>	<b>50.58%</b>
Over Votes: 0				<b>Jason RAVITZ</b>		<b>2,037</b>	<b>49.08%</b>
<b>Nancy J. PERRY</b>		<b>453</b>	<b>33.76%</b>	Write-In		14	0.34%
<b>Catherine BROOKS</b>		<b>444</b>	<b>33.08%</b>	<b>Total ...</b>		<b>4,150</b>	<b>100.00%</b>
<b>Karen L. ALEXANDER</b>		<b>444</b>	<b>33.08%</b>	<b>DEM - Voorhees County Committee</b>	(19)	19/19	100.00%
Write-In		1	0.07%	Under Votes: 184			
<b>Total ...</b>		<b>1,342</b>	<b>100.00%</b>	Over Votes: 0			
<b>DEM - Stratford Council</b>	(6)	6/6	100.00%	<b>CAM CO DEM COM</b>		<b>2,078</b>	<b>100.00%</b>
Under Votes: 98				<b>Total ...</b>		<b>2,078</b>	<b>100.00%</b>
Over Votes: 0				<b>DEM - Waterford Twp. Committee</b>	(8)	8/8	100.00%
<b>Stephen GANDY</b>		<b>440</b>	<b>50.11%</b>	Under Votes: 571			
<b>James KELLY</b>		<b>438</b>	<b>49.89%</b>	Over Votes: 0			
Write-In		0	0.00%	Write-In		4	100.00%
<b>Total ...</b>		<b>878</b>	<b>100.00%</b>	<b>Total ...</b>		<b>4</b>	<b>100.00%</b>
<b>DEM - Stratford County Committee Man</b>	(6)	6/6	100.00%	<b>DEM - Waterford County Committee Man</b>	(8)	8/8	100.00%
Under Votes: 178				Under Votes: 303			
Over Votes: 3				Over Votes: 0			
<b>Bob BOVE</b>		<b>438</b>	<b>34.14%</b>	<b>Richard T. YEATMAN</b>		<b>502</b>	<b>25.19%</b>
<b>Anthony BOVE</b>		<b>434</b>	<b>33.83%</b>	<b>Howard S. WILSON</b>		<b>497</b>	<b>24.94%</b>
<b>John D. KEENAN, JR.</b>		<b>400</b>	<b>31.18%</b>	<b>Brian KRAUS</b>		<b>499</b>	<b>25.04%</b>
Write-In		11	0.86%	<b>Michael J. WARD</b>		<b>493</b>	<b>24.74%</b>
<b>Total ...</b>		<b>1,283</b>	<b>100.00%</b>	Write-In		2	0.10%
<b>DEM - Stratford County Committee Wom:</b>	(6)	6/6	100.00%	<b>Total ...</b>		<b>1,993</b>	<b>100.00%</b>
Under Votes: 158				<b>DEM - Somerdale Council</b>	(4)	4/4	100.00%
Over Votes: 0				Under Votes: 102			
<b>Terry ARMBRUSTER</b>		<b>440</b>	<b>33.69%</b>	Over Votes: 0			
<b>Linda HALL</b>		<b>432</b>	<b>33.08%</b>	<b>George C. EHRMANN</b>		<b>447</b>	<b>49.78%</b>
<b>Tina LOMANNO</b>		<b>432</b>	<b>33.08%</b>	<b>George W. BADEY, JR.</b>		<b>449</b>	<b>50.00%</b>

**CAM\_20210608\_E****June 8, 2021****Summary Report****Camden County****Official Results**

<b>DEM - Waterford County Committee Won</b> (8) 8/8 100.00%	<b>DEM - Winslow County Committee Ward</b> (6) 6/6 100.00%
Under Votes: 283	Under Votes: 117
Over Votes: 0	Over Votes: 0
<b>Roseanna ILES</b> 501 24.89%	<b>CAM CO DEM COM</b> 682 100.00%
<b>Maryann MERLINO</b> 506 25.14%	<b>Total ...</b> 682 100.00%
<b>Linda WILSON</b> 504 25.04%	
<b>Cynthia E. KLINE</b> 502 24.94%	<b>DEM - Winslow County Committee Ward</b> (5) 5/5 100.00%
Write-In 0 0.00%	Under Votes: 113
<b>Total ...</b> 2,013 100.00%	Over Votes: 0
	<b>CAM CO DEM COM</b> 810 100.00%
<b>DEM - Winslow Twp. Committee Ward 1</b> (6) 6/6 100.00%	<b>Total ...</b> 810 100.00%
Under Votes: 45	
Over Votes: 0	<b>DEM - Winslow County Committee Ward</b> (5) 5/5 100.00%
<b>Robert STIMELSKI</b> 535 100.00%	Under Votes: 126
Write-In 0 0.00%	Over Votes: 0
<b>Total ...</b> 535 100.00%	<b>CAM CO DEM COM</b> 747 100.00%
	<b>Total ...</b> 747 100.00%
<b>DEM - Winslow Twp. Committee Ward 2</b> (6) 6/6 100.00%	
Under Votes: 69	<b>DEM - Woodlynne Council</b> (2) 2/2 100.00%
Over Votes: 0	Under Votes: 28
<b>Carlos A. VASCOS</b> 726 99.45%	Over Votes: 0
Write-In 4 0.55%	<b>Sharon EARLEY</b> 95 49.48%
<b>Total ...</b> 730 100.00%	<b>Wilfredo RODRIGUEZ</b> 93 48.44%
	Write-In 4 2.08%
<b>DEM - Winslow Twp. Committee Ward 3</b> (5) 5/5 100.00%	<b>Total ...</b> 192 100.00%
Under Votes: 61	
Over Votes: 0	<b>DEM - Woodlynne County Committee Ma</b> (2) 2/2 100.00%
<b>Raymond WATKINS, JR.</b> 861 99.88%	Under Votes: 30
Write-In 1 0.12%	Over Votes: 0
<b>Total ...</b> 862 100.00%	<b>Ricardo HERNANDEZ, SR.</b> 93 48.95%
	<b>Alphonso THOMAS</b> 94 49.47%
<b>DEM - Winslow Twp. Committee Ward 4</b> (5) 5/5 100.00%	Write-In 3 1.58%
Under Votes: 59	<b>Total ...</b> 190 100.00%
Over Votes: 0	
<b>John WILSON</b> 811 99.63%	<b>DEM - Woodlynne County Committee Wc</b> (2) 2/2 100.00%
Write-In 3 0.37%	Under Votes: 29
<b>Total ...</b> 814 100.00%	Over Votes: 0
	<b>Sharon EARLEY</b> 92 48.17%
<b>DEM - Winslow County Committee At Lar</b> (22) 22/22 100.00%	<b>Sarai HERNANDEZ</b> 95 49.74%
Under Votes: 356	Write-In 4 2.09%
Over Votes: 0	<b>Total ...</b> 191 100.00%
<b>CAM CO DEM COM</b> 2,819 100.00%	
<b>Total ...</b> 2,819 100.00%	<b>REP - Governor</b> (343) 343/343 100.00%
	Under Votes: 148
<b>DEM - Winslow County Committee Ward</b> (6) 6/6 100.00%	Over Votes: 158
Under Votes: 81	<b>Brian D. LEVINE</b> 780 5.34%
Over Votes: 0	<b>Philip RIZZO</b> 3,528 24.16%
<b>CAM CO DEM COM</b> 499 100.00%	<b>Jack CIATTARELLI</b> 6,687 45.79%
<b>Total ...</b> 499 100.00%	<b>Hirsh V. SINGH</b> 3,529 24.16%

## CAM\_20210608\_E

June 8, 2021

## Summary Report

## Camden County

## Official Results

<b>REP - Governor (cont'd...)</b>	(343)	343/343	100.00%	<b>REP - General Assembly 6th District</b>	(152)	152/152	100.00%
Write-In		80	0.55%	Under Votes:	2521		
<b>Total ...</b>		<b>14,604</b>	<b>100.00%</b>	Over Votes:	2		
<b>REP - State Senate 4th District</b>	(77)	77/77	100.00%	<b>Ed FARMER</b>		<b>5,697</b>	<b>50.58%</b>
Under Votes:	899			<b>Richard SUPER</b>		<b>5,540</b>	<b>49.19%</b>
Over Votes:	1			Write-In		26	0.23%
<b>Stephen H. PAKRADOONI, JR.</b>		<b>3,398</b>	<b>99.62%</b>	<b>Total ...</b>		<b>11,263</b>	<b>100.00%</b>
Write-In		13	0.38%	<b>REP - General Assembly 8th District</b>	(19)	19/19	100.00%
<b>Total ...</b>		<b>3,411</b>	<b>100.00%</b>	Under Votes:	482		
<b>REP - State Senate 5th District</b>	(95)	95/95	100.00%	Over Votes:	0		
Under Votes:	2413			<b>Michael TORRISSI, JR.</b>		<b>993</b>	<b>51.45%</b>
Over Votes:	0			<b>Brandon UMBA</b>		<b>935</b>	<b>48.45%</b>
Write-In		87	100.00%	Write-In		2	0.10%
<b>Total ...</b>		<b>87</b>	<b>100.00%</b>	<b>Total ...</b>		<b>1,930</b>	<b>100.00%</b>
<b>REP - State Senate 6th District</b>	(152)	152/152	100.00%	<b>REP - Sheriff</b>	(343)	343/343	100.00%
Under Votes:	1167			Under Votes:	14716		
Over Votes:	0			Over Votes:	0		
<b>John FOLEY</b>		<b>5,710</b>	<b>99.72%</b>	Write-In		191	100.00%
Write-In		16	0.28%	<b>Total ...</b>		<b>191</b>	<b>100.00%</b>
<b>Total ...</b>		<b>5,726</b>	<b>100.00%</b>	<b>REP - Board of County Commissioners</b>	(343)	343/343	100.00%
<b>REP - State Senate 8th District</b>	(19)	19/19	100.00%	Under Votes:	9376		
Under Votes:	236			Over Votes:	3		
Over Votes:	0			<b>Johanna SCHEETS</b>		<b>11,856</b>	<b>33.54%</b>
<b>Jean STANFIELD</b>		<b>968</b>	<b>99.79%</b>	<b>Jennifer MOORE</b>		<b>11,917</b>	<b>33.71%</b>
Write-In		2	0.21%	<b>Rachel BOBERG</b>		<b>11,507</b>	<b>32.55%</b>
<b>Total ...</b>		<b>970</b>	<b>100.00%</b>	Write-In		68	0.19%
<b>REP - General Assembly 4th District</b>	(77)	77/77	100.00%	<b>Total ...</b>		<b>35,348</b>	<b>100.00%</b>
Under Votes:	5084			<b>REP - State Committee Male Republican</b>	(343)	343/343	100.00%
Over Votes:	0			Under Votes:	3116		
<b>Denise GONZALEZ</b>		<b>3,421</b>	<b>96.69%</b>	Over Votes:	0		
Write-In		117	3.31%	<b>Jeffrey S. KASKO</b>		<b>11,770</b>	<b>99.80%</b>
<b>Total ...</b>		<b>3,538</b>	<b>100.00%</b>	Write-In		23	0.20%
<b>REP - General Assembly 5th District</b>	(95)	95/95	100.00%	<b>Total ...</b>		<b>11,793</b>	<b>100.00%</b>
Under Votes:	1083			<b>REP - State Committe Female Republican</b>	(343)	343/343	100.00%
Over Votes:	0			Under Votes:	2924		
<b>Sean SEPSEY</b>		<b>1,917</b>	<b>48.94%</b>	Over Votes:	0		
<b>Samuel DI MATTEO</b>		<b>1,996</b>	<b>50.96%</b>	<b>Naomi E. LUBKIN</b>		<b>11,959</b>	<b>99.79%</b>
Write-In		4	0.10%	Write-In		25	0.21%
<b>Total ...</b>		<b>3,917</b>	<b>100.00%</b>	<b>Total ...</b>		<b>11,984</b>	<b>100.00%</b>

**CAM\_20210608\_E****June 8, 2021****Summary Report****Camden County****Official Results**

<b>REP - Audubon Park Council</b>	(1)	1/1	100.00%	<b>REP - Camden City Mayor</b>	(40)	40/40	100.00%
Under Votes: 110				Under Votes: 123			
Over Votes: 0				Over Votes: 0			
Write-In		2	100.00%	Write-In		3	100.00%
<b>Total ...</b>		<b>2</b>	<b>100.00%</b>	<b>Total ...</b>		<b>3</b>	<b>100.00%</b>
<b>REP - Barrington Council</b>	(5)	5/5	100.00%	<b>REP - Camden City Council at Large</b>	(40)	40/40	100.00%
Under Votes: 80				Under Votes: 371			
Over Votes: 0				Over Votes: 0			
<b>Nicholas ALVINI</b>		<b>247</b>	<b>52.11%</b>	Write-In		7	100.00%
<b>Kenneth W. KRUPINSKI</b>		<b>227</b>	<b>47.89%</b>	<b>Total ...</b>		<b>7</b>	<b>100.00%</b>
Write-In		0	0.00%				
<b>Total ...</b>		<b>474</b>	<b>100.00%</b>	<b>REP - Cherry Hill Council</b>	(48)	48/48	100.00%
<b>REP - Bellmawr Council</b>	(7)	7/7	100.00%	Under Votes: 1977			
Under Votes: 721				Over Votes: 0			
Over Votes: 0				<b>Nicole NANCE</b>		<b>2,164</b>	<b>25.31%</b>
Write-In		5	100.00%	<b>David LODGE</b>		<b>2,143</b>	<b>25.06%</b>
<b>Total ...</b>		<b>5</b>	<b>100.00%</b>	<b>Rossana PARSONS</b>		<b>2,119</b>	<b>24.78%</b>
<b>REP - Berlin Boro Council</b>	(5)	5/5	100.00%	<b>Diane C. CARR</b>		<b>2,119</b>	<b>24.78%</b>
Under Votes: 605				Write-In		6	0.07%
Over Votes: 0				<b>Total ...</b>		<b>8,551</b>	<b>100.00%</b>
Write-In		7	100.00%	<b>REP - Chesilhurst Council</b>	(1)	1/1	100.00%
<b>Total ...</b>		<b>7</b>	<b>100.00%</b>	Under Votes: 98			
<b>REP - Berlin Twp Mayor</b>	(4)	4/4	100.00%	Over Votes: 0			
Under Votes: 238				Write-In		4	100.00%
Over Votes: 0				<b>Total ...</b>		<b>4</b>	<b>100.00%</b>
Write-In		3	100.00%	<b>REP - Clementon Council</b>	(3)	3/3	100.00%
<b>Total ...</b>		<b>3</b>	<b>100.00%</b>	Under Votes: 71			
<b>REP - Berlin Twp Council</b>	(4)	4/4	100.00%	Over Votes: 0			
Under Votes: 480				<b>Lynn LOFLAND</b>		<b>132</b>	<b>48.71%</b>
Over Votes: 0				<b>William WEYLAND</b>		<b>136</b>	<b>50.18%</b>
Write-In		2	100.00%	Write-In		3	1.11%
<b>Total ...</b>		<b>2</b>	<b>100.00%</b>	<b>Total ...</b>		<b>271</b>	<b>100.00%</b>
<b>REP - Brooklawn Council</b>	(1)	1/1	100.00%	<b>REP - Gibbsboro Council</b>	(2)	2/2	100.00%
Under Votes: 110				Under Votes: 202			
Over Votes: 0				Over Votes: 0			
Write-In		2	100.00%	Write-In		0	0.00%
<b>Total ...</b>		<b>2</b>	<b>100.00%</b>	<b>Total ...</b>		<b>0</b>	<b>0.00%</b>
<b>REP - Gloucester City Council Ward 1</b>	(3)	3/3	100.00%	<b>REP - Gloucester City Council Ward 1</b>	(3)	3/3	100.00%
Under Votes: 63				Under Votes: 63			
Over Votes: 0				Over Votes: 0			
Write-In		3	100.00%	Write-In		3	100.00%
<b>Total ...</b>		<b>3</b>	<b>100.00%</b>	<b>Total ...</b>		<b>3</b>	<b>100.00%</b>

**CAM\_20210608\_E****June 8, 2021****Summary Report****Camden County****Official Results**

<b>REP - Gloucester City Council Ward 2</b>	(3)	3/3	100.00%	<b>REP - Lawnside Council</b>	(2)	2/2	100.00%
Under Votes: 78				Under Votes: 31			
Over Votes: 0				Over Votes: 0			
Write-In		3	100.00%	Write-In		1	100.00%
<b>Total ...</b>		<b>3</b>	<b>100.00%</b>	<b>Total ...</b>		<b>1</b>	<b>100.00%</b>
<b>REP - Gloucester City Council Ward 3</b>	(2)	2/2	100.00%	<b>REP - Lindenwold Council</b>	(9)	9/9	100.00%
Under Votes: 87				Under Votes: 519			
Over Votes: 0				Over Votes: 0			
Write-In		1	100.00%	Write-In		7	100.00%
<b>Total ...</b>		<b>1</b>	<b>100.00%</b>	<b>Total ...</b>		<b>7</b>	<b>100.00%</b>
<b>REP - Gloucester Twp Mayor</b>	(40)	40/40	100.00%	<b>REP - Magnolia Council</b>	(4)	4/4	100.00%
Under Votes: 420				Under Votes: 280			
Over Votes: 0				Over Votes: 0			
<b>Joseph F. DAMICO, III</b>		<b>1,942</b>	<b>99.59%</b>	Write-In		2	100.00%
Write-In		8	0.41%	<b>Total ...</b>		<b>2</b>	<b>100.00%</b>
<b>Total ...</b>		<b>1,950</b>	<b>100.00%</b>	<b>REP - Merchantville Council</b>	(3)	3/3	100.00%
<b>REP - Gloucester Twp Council</b>	(40)	40/40	100.00%	Under Votes: 259			
Under Votes: 1501				Over Votes: 0			
Over Votes: 0				Write-In		5	100.00%
<b>Natalie L. RIVERA</b>		<b>1,883</b>	<b>33.57%</b>	<b>Total ...</b>		<b>5</b>	<b>100.00%</b>
<b>Raymond E. HENRY, JR.</b>		<b>1,867</b>	<b>33.29%</b>	<b>REP - Oaklyn Council</b>	(4)	4/4	100.00%
<b>Theodore M. LIDDELL</b>		<b>1,843</b>	<b>32.86%</b>	Under Votes: 264			
Write-In		16	0.29%	Over Votes: 0			
<b>Total ...</b>		<b>5,609</b>	<b>100.00%</b>	Write-In		22	100.00%
<b>REP - Haddon Heights Council</b>	(7)	7/7	100.00%	<b>Total ...</b>		<b>22</b>	<b>100.00%</b>
Under Votes: 123				<b>REP - Pennsauken Twp Committee UNE</b>	(24)	24/24	100.00%
Over Votes: 0				Under Votes: 659			
<b>Kimberley STUART</b>		<b>321</b>	<b>49.92%</b>	Over Votes: 0			
<b>Kevin EHRET</b>		<b>322</b>	<b>50.08%</b>	Write-In		12	100.00%
Write-In		0	0.00%	<b>Total ...</b>		<b>12</b>	<b>100.00%</b>
<b>Total ...</b>		<b>643</b>	<b>100.00%</b>	<b>REP - Pennsauken Twp. Committee</b>	(24)	24/24	100.00%
<b>REP - Hi-Nella Council</b>	(1)	1/1	100.00%	Under Votes: 1329			
Under Votes: 17				Over Votes: 0			
Over Votes: 0				Write-In		13	100.00%
Write-In		1	100.00%	<b>Total ...</b>		<b>13</b>	<b>100.00%</b>
<b>Total ...</b>		<b>1</b>	<b>100.00%</b>	<b>REP - Pine Hill Council</b>	(6)	6/6	100.00%
<b>REP - Laurel Springs Council</b>	(2)	2/2	100.00%	Under Votes: 509			
Under Votes: 98				Over Votes: 0			
Over Votes: 0				Write-In		5	100.00%
<b>James W. REDSTREAKE</b>		<b>64</b>	<b>100.00%</b>	<b>Total ...</b>		<b>5</b>	<b>100.00%</b>
Write-In		0	0.00%	<b>REP - Pine Hill Council</b>	(6)	6/6	100.00%
<b>Total ...</b>		<b>64</b>	<b>100.00%</b>	Under Votes: 509			
				Over Votes: 0			
				Write-In		5	100.00%
				<b>Total ...</b>		<b>5</b>	<b>100.00%</b>

**CAM\_20210608\_E****June 8, 2021****Summary Report****Camden County****Official Results**

<b>REP - Runnemede Council</b>	(6)	6/6 100.00%	<b>REP - Winslow Twp. Committee Ward 3</b>	(5)	5/5 100.00%
Under Votes: 590			Under Votes: 20		
Over Votes: 0			Over Votes: 0		
Write-In		24 100.00%	<b>Antor MIHA</b>		<b>75 100.00%</b>
			Write-In		0 0.00%
<b>Total ...</b>		<b>24 100.00%</b>	<b>Total ...</b>		<b>75 100.00%</b>
<b>REP - Somerdale Council</b>	(4)	4/4 100.00%	<b>REP - Winslow Twp. Committee Ward 4</b>	(5)	5/5 100.00%
Under Votes: 284			Under Votes: 264		
Over Votes: 0			Over Votes: 0		
Write-In		0 0.00%	Write-In		3 100.00%
			<b>Total ...</b>		<b>3 100.00%</b>
<b>Total ...</b>		<b>0 0.00%</b>	<b>REP - Woodlynne Council</b>	(2)	2/2 100.00%
<b>REP - Stratford Council</b>	(6)	6/6 100.00%	Under Votes: 43		
Under Votes: 72			Over Votes: 0		
Over Votes: 0			Write-In		9 100.00%
<b>Stephen GAGLIARDI</b>		<b>212 49.53%</b>	<b>Total ...</b>		<b>9 100.00%</b>
<b>Leonard NESTER</b>		<b>207 48.36%</b>			
Write-In		9 2.10%			
<b>Total ...</b>		<b>428 100.00%</b>			
<b>REP - Voorhees Twp. Committee</b>	(19)	19/19 100.00%			
Under Votes: 2031					
Over Votes: 0					
Write-In		28 100.00%			
<b>Total ...</b>		<b>28 100.00%</b>			
<b>REP - Waterford Twp. Committee</b>	(8)	8/8 100.00%			
Under Votes: 107					
Over Votes: 0					
<b>Joel S. THOMPSON</b>		<b>520 99.81%</b>			
Write-In		1 0.19%			
<b>Total ...</b>		<b>521 100.00%</b>			
<b>REP - Winslow Twp. Committee Ward 1</b>	(6)	6/6 100.00%			
Under Votes: 106					
Over Votes: 0					
<b>Brandon GLIKAS</b>		<b>463 98.93%</b>			
Write-In		5 1.07%			
<b>Total ...</b>		<b>468 100.00%</b>			
<b>REP - Winslow Twp. Committee Ward 2</b>	(6)	6/6 100.00%			
Under Votes: 428					
Over Votes: 0					
Write-In		11 100.00%			
<b>Total ...</b>		<b>11 100.00%</b>			





**Camden County - 2021****Rejected Vote by Mail and Provisional Ballots**

MUNICIPALITY	Democrat			Republican			Unaffiliated	Total
	VBM	Prov	Total Dem	VBM	Prov	Total Rep	VBM	
AUDUBON	7	5	12	0	5	5	2	19
AUDUBON PARK	2	0	2	1	2	3	0	5
BARRINGTON	2	4	6	3	2	5	0	11
BELLMAWR	5	6	11	2	3	5	3	19
BERLIN BOROUGH	3	2	5	3	4	7	1	13
BERLIN TOWNSHIP	3	5	8	0	5	5	1	14
BROOKLAWN	3	0	3	0	0	0	0	3
CAMDEN WARD 1	4	22	26	0	0	0	0	26
CAMDEN WARD 2	9	20	29	0	0	0	4	33
CAMDEN WARD 3	12	18	30	0	1	1	1	32
CAMDEN WARD 4	7	17	24	1	1	2	2	28
CHERRY HILL	47	27	74	15	27	42	16	132
CHESILHURST	0	2	2	0	1	1	0	3
CLEMENTON	0	3	3	1	0	1	2	6
COLLINGSWOOD	4	13	17	1	5	6	3	26
GIBBSBORO	0	0	0	0	0	0	0	0
GLOUCESTER CITY WARD 1	0	1	1	0	1	1	0	2
GLOUCESTER CITY WARD 2	2	0	2	0	1	1	0	3
GLOUCESTER CITY WARD 3	1	0	1	0	2	2	1	4
GLOUCESTER TOWNSHIP	16	18	34	12	24	36	7	77
HADDON TOWNSHIP	8	9	17	3	8	11	3	31
HADDONFIELD	7	5	12	3	3	6	5	23
HADDON HEIGHTS	8	2	10	0	4	4	0	14
HI-NELLA	1	0	1	0	0	0	0	1
LAUREL SPRINGS	0	2	2	0	0	0	0	2
LAWNSIDE	3	1	4	0	0	0	1	5
LINDENWOLD	10	9	19	0	1	1	3	23
MAGNOLIA	1	3	4	0	8	8	1	13
MERCHANTVILLE	0	2	2	0	0	0	0	2
MT. EPHRAIM	1	0	1	0	2	2	0	3
OAKLYN	1	1	2	1	0	1	0	3
PENNSAUKEN	15	12	27	4	2	6	9	42
PINE HILL	8	3	11	1	0	1	1	13
PINE VALLEY	0	0	0	0	0	0	0	0
RUNNEMEDE	3	3	6	4	3	7	3	16
SOMERDALE	7	1	8	1	3	4	1	13
STRATFORD	4	3	7	2	2	4	0	11
TAVISTOCK	0	0	0	0	0	0	0	0
VOORHEES	24	17	41	12	6	18	4	63
WATERFORD	2	3	5	5	7	12	1	18
WINSLOW WARD 1	2	0	2	1	7	8	2	12
WINSLOW WARD 2	3	5	8	2	5	7	2	17
WINSLOW WARD 3	7	3	10	2	1	3	0	13
WINSLOW WARD 4	3	8	11	0	4	4	4	19
WOODLYNNE	0	0	0	0	0	0	0	0
Total	245	255	500	80	150	230	83	813

**Camden County - 2021****Rejected Vote by Mail and Provisional Ballots**

MUNICIPALITY	Dem Rejected by Legislative District				Rep Rejected by Legislative District			
	4th	5th	6th	8th	4th	5th	6th	8th
AUDUBON		12				5		
AUDUBON PARK		2				3		
BARRINGTON		6				5		
BELLMAWR		11				5		
BERLIN BOROUGH				5				7
BERLIN TOWNSHIP			8				5	
BROOKLAWN		3				0		
CAMDEN WARD 1		26				0		
CAMDEN WARD 2		29				0		
CAMDEN WARD 3		30				1		
CAMDEN WARD 4		24				2		
CHERRY HILL			74				42	
CHESILHURST	2				1			
CLEMENTON	3				1			
COLLINGSWOOD			17				6	
GIBBSBORO			0				0	
GLOUCESTER CITY WARD 1		1				1		
GLOUCESTER CITY WARD 2		2				1		
GLOUCESTER CITY WARD 3		1				2		
GLOUCESTER TOWNSHIP	34				36			
HADDON TOWNSHIP			17				11	
HADDONFIELD			12				6	
HADDON HEIGHTS		10				4		
HI-NELLA			1				0	
LAUREL SPRINGS	2				0			
LAWNSIDE		4				0		
LINDENWOLD	19				1			
MAGNOLIA		4				8		
MERCHANTVILLE			2				0	
MT. EPHRAIM		1				2		
OAKLYN			2				1	
PENNSAUKEN			27				6	
PINE HILL				11				1
PINE VALLEY				0				0
RUNNEMEDE		6				7		
SOMERDALE			8				4	
STRATFORD			7				4	
TAVISTOCK			0				0	
VOORHEES			41				18	
WATERFORD				5				12
WINSLOW WARD 1	2				8			
WINSLOW WARD 2	8				7			
WINSLOW WARD 3	10				3			
WINSLOW WARD 4	11				4			
WOODLYNNE		0				0		
Total	91	172	216	21	61	46	103	20

**Please Note:**

Because of a coding error in the programming of the tabulation system, the Democrat Mail-In ballots for Camden City Ward 4 could not be properly placed in the Mail-In category. As a result, all of these results are included in the Emergency Ballot category.

There were no Emergency Ballots used in this election countywide



**Governor - DEM**

		Registered	Ballots Cast	Turnout (%)	Philip MURPHY	Write-In							
Audubon Boro Dist 1	Total	401	28	6.98	23								
Audubon Boro Dist 2	Total	267	16	5.99	14								
Audubon Boro Dist 3	Total	498	26	5.22	25								
Audubon Boro Dist 4	Total	285	9	3.16	7								
Audubon Boro Dist 5	Total	447	18	4.03	16	1							
Audubon Boro Dist 6	Total	488	21	4.30	18								
Audubon Boro Dist 7	Total	317	17	5.36	14								
Audubon Boro Dist 8	Total	415	12	2.89	11								
Audubon Boro Mail-In Ballot	Total	0	433	0.00	413	1							
Audubon Boro Provisional	Total	0	27	0.00	26								
Audubon Boro Emergency Ballots	Total	0	0	0.00									
<b>Audubon Borough</b>	<b>Total</b>	<b>3118</b>	<b>607</b>	<b>19.47</b>	<b>567</b>	<b>2</b>							
Audubon Park Dist 1	Total	454	47	10.35	40	3							
Audubon Park Mail-In Ballot	Total	0	51	0.00	50								
Audubon Park Provisional	Total	0	3	0.00	3								
Audubon Park Emergency Ballots	Total	0	0	0.00									
<b>Audubon Park Borough</b>	<b>Total</b>	<b>454</b>	<b>101</b>	<b>22.25</b>	<b>93</b>	<b>3</b>							
Barrington Dist 1	Total	515	30	5.83	29								
Barrington Dist 2	Total	425	26	6.12	25								
Barrington Dist 3	Total	485	24	4.95	17								
Barrington Dist 4	Total	680	32	4.71	27								
Barrington Dist 5	Total	245	13	5.31	13								
Barrington Mail-In Ballot	Total	0	346	0.00	333	2							
Barrington Provisional	Total	0	10	0.00	9								
Barrington Emergency Ballots	Total	0	0	0.00									
<b>Barrington Borough</b>	<b>Total</b>	<b>2350</b>	<b>481</b>	<b>20.47</b>	<b>453</b>	<b>2</b>							
Bellmawr Dist 1	Total	701	104	14.84	54	2							
Bellmawr Dist 2	Total	658	77	11.70	50	2							
Bellmawr Dist 3	Total	574	61	10.63	42								
Bellmawr Dist 4	Total	561	115	20.50	56	2							
Bellmawr Dist 5	Total	474	34	7.17	26	3							
Bellmawr Dist 6	Total	612	37	6.05	23	1							
Bellmawr Dist 7	Total	457	45	9.85	30	1							
Bellmawr Mail-In Ballot	Total	0	566	0.00	504	3							
Bellmawr Provisional	Total	0	39	0.00	28	2							
Bellmawr Emergency Ballots	Total	0	0	0.00									
<b>Bellmawr Borough</b>	<b>Total</b>	<b>4037</b>	<b>1078</b>	<b>26.70</b>	<b>813</b>	<b>16</b>							
Berlin Boro Dist 1	Total	346	19	5.49	17								

**Governor - DEM**

		Registered	Ballots Cast	Turnout (%)	Philip MURPHY	Write-In							
Berlin Boro Dist 2	Total	449	13	2.90	10								
Berlin Boro Dist 3	Total	523	26	4.97	20	3							
Berlin Boro Dist 4	Total	436	22	5.05	18	1							
Berlin Boro Dist 5	Total	247	17	6.88	15								
Berlin Boro Mail-In Ballot	Total	0	66	0.00	66								
Berlin Boro Provisional	Total	0	16	0.00	16								
Berlin Boro Emergency Ballots	Total	0	0	0.00									
<b>Berlin Borough</b>	<b>Total</b>	<b>2001</b>	<b>179</b>	<b>8.95</b>	<b>162</b>	<b>4</b>							
Berlin Twp Dist 1	Total	818	52	6.36	43	1							
Berlin Twp Dist 2	Total	332	30	9.04	27	1							
Berlin Twp Dist 3	Total	266	15	5.64	13								
Berlin Twp Dist 4	Total	582	23	3.95	17								
Berlin Twp Mail-In Ballot	Total	0	420	0.00	401	3							
Berlin Twp Provisional	Total	0	13	0.00	12	1							
Berlin Twp Emergency Ballots	Total	0	0	0.00									
<b>Berlin Township</b>	<b>Total</b>	<b>1998</b>	<b>553</b>	<b>27.68</b>	<b>513</b>	<b>6</b>							
Brooklawn Dist 1	Total	589	46	7.81	39	2							
Brooklawn Mail-In Ballot	Total	0	61	0.00	55								
Brooklawn Provisional	Total	0	2	0.00	1								
Brooklawn Emergency Ballots	Total	0	0	0.00									
<b>Brooklawn Borough</b>	<b>Total</b>	<b>589</b>	<b>109</b>	<b>18.51</b>	<b>95</b>	<b>2</b>							
Camden City W1 D1	Total	362	30	8.29	25								
Camden City W1 D2	Total	813	79	9.72	59								
Camden City W1 D3	Total	684	79	11.55	65								
Camden City W1 D4	Total	520	47	9.04	41								
Camden City W1 D5	Total	722	68	9.42	56								
Camden City W1 D6	Total	783	69	8.81	52								
Camden City W1 D7	Total	493	21	4.26	15								
Camden City W1 D8	Total	608	99	16.28	82								
Camden City W1 D9	Total	822	80	9.73	66								
Camden City W1 D10	Total	602	52	8.64	43								
Camden City Ward 1 Mail-In Ballot	Total	0	494	0.00	468								
Camden City Ward 1 Provisional	Total	0	67	0.00	59								
Camden City W1 Emergency Ballots	Total	0	0	0.00									
Camden City W2 D1	Total	436	53	12.16	43								
Camden City W2 D2	Total	612	97	15.85	77								
Camden City W2 D3	Total	716	161	22.49	128								
Camden City W2 D4	Total	418	32	7.66	29								
Camden City W2 D5	Total	492	50	10.16	37								
Camden City W2 D6	Total	920	75	8.15	58								

**Governor - DEM**

		Registered	Ballots Cast	Turnout (%)	Philip MURPHY	Write-In								
Camden City W2 D7	Total	706	100	14.16	86									
Camden City W2 D8	Total	951	96	10.09	76	1								
Camden City W2 D9	Total	1011	98	9.69	73	1								
Camden City W2 D10	Total	471	33	7.01	26									
Camden City W2 D11	Total	448	77	17.19	49									
Camden City Ward 2 Mail-In Ballot	Total	0	588	0.00	549									
Camden City Ward 2 Provisional	Total	0	85	0.00	69									
Camden City W2 Emergency Ballots	Total	0	0	0.00										
Camden City W3 D1	Total	520	34	6.54	25	1								
Camden City W3 D2	Total	749	70	9.35	55									
Camden City W3 D3	Total	573	57	9.95	39									
Camden City W3 D4	Total	625	35	5.60	27									
Camden City W3 D5	Total	536	34	6.34	26									
Camden City W3 D6	Total	678	74	10.91	58	1								
Camden City W3 D7	Total	635	64	10.08	45	1								
Camden City W3 D8	Total	691	59	8.54	45									
Camden City W3 D9	Total	775	66	8.52	55	1								
Camden City Ward 3 Mail-In Ballot	Total	0	427	0.00	402									
Camden City Ward 3 Provisional	Total	0	60	0.00	45									
Camden City W3 Emergency Ballots	Total	0	0	0.00										
Camden City W4 D1	Total	547	68	12.43	58									
Camden City W4 D2	Total	583	51	8.75	33									
Camden City W4 D3	Total	634	84	13.25	59									
Camden City W4 D4	Total	699	99	14.16	70									
Camden City W4 D5	Total	535	49	9.16	34									
Camden City W4 D6	Total	622	36	5.79	34									
Camden City W4 D7	Total	585	50	8.55	39									
Camden City W4 D8	Total	603	48	7.96	41									
Camden City W4 D9	Total	615	73	11.87	60									
Camden City W4 D10	Total	603	50	8.29	44									
Camden City Ward 4 Mail-In Ballot	Total	0	0	0.00										
Camden City Ward 4 Provisional	Total	0	52	0.00	41									
Camden City W4 Emergency Ballots	Total	0	377	0.00	349									
Camden City	Total	25398	4747	18.69	4015	6								
Cherry Hill Dist 1	Total	523	31	5.93	28									
Cherry Hill Dist 2	Total	608	37	6.09	31									
Cherry Hill Dist 3	Total	509	24	4.72	22	1								
Cherry Hill Dist 4	Total	611	24	3.93	23									
Cherry Hill Dist 5	Total	591	46	7.78	43									
Cherry Hill Dist 6	Total	428	26	6.07	21	2								
Cherry Hill Dist 7	Total	543	20	3.68	17									



**Governor - DEM**

		Registered	Ballots Cast	Turnout (%)	Philip MURPHY	Write-In							
Cherry Hill Dist 8	Total	487	36	7.39	34	1							
Cherry Hill Dist 9	Total	925	47	5.08	47								
Cherry Hill Dist 10	Total	348	18	5.17	16	2							
Cherry Hill Dist 11	Total	578	36	6.23	29	2							
Cherry Hill Dist 12	Total	628	45	7.17	44								
Cherry Hill Dist 13	Total	441	20	4.54	18								
Cherry Hill Dist 14	Total	420	17	4.05	16								
Cherry Hill Dist 15	Total	619	15	2.42	14								
Cherry Hill Dist 16	Total	434	15	3.46	11	2							
Cherry Hill Dist 17	Total	632	29	4.59	27								
Cherry Hill Dist 18	Total	456	10	2.19	9								
Cherry Hill Dist 19	Total	558	33	5.91	30								
Cherry Hill Dist 20	Total	1048	65	6.20	64	1							
Cherry Hill Dist 21	Total	621	46	7.41	45								
Cherry Hill Dist 22	Total	476	21	4.41	21								
Cherry Hill Dist 23	Total	705	40	5.67	35	1							
Cherry Hill Dist 24	Total	592	18	3.04	18								
Cherry Hill Dist 25	Total	487	37	7.60	35								
Cherry Hill Dist 26	Total	775	39	5.03	39								
Cherry Hill Dist 27	Total	585	15	2.56	15								
Cherry Hill Dist 28	Total	694	35	5.04	34	1							
Cherry Hill Dist 29	Total	692	34	4.91	32	1							
Cherry Hill Dist 30	Total	438	14	3.20	14								
Cherry Hill Dist 31	Total	820	45	5.49	41	1							
Cherry Hill Dist 32	Total	388	19	4.90	18								
Cherry Hill Dist 33	Total	639	22	3.44	20								
Cherry Hill Dist 34	Total	572	15	2.62	15								
Cherry Hill Dist 35	Total	480	20	4.17	15	2							
Cherry Hill Dist 36	Total	619	6	0.97	5								
Cherry Hill Dist 37	Total	554	22	3.97	21								
Cherry Hill Dist 38	Total	510	20	3.92	19	1							
Cherry Hill Dist 39	Total	662	16	2.42	16								
Cherry Hill Dist 40	Total	478	12	2.51	12								
Cherry Hill Dist 41	Total	444	17	3.83	17								
Cherry Hill Dist 42	Total	328	19	5.79	18								
Cherry Hill Dist 43	Total	447	15	3.36	13								
Cherry Hill Dist 44	Total	696	17	2.44	16								
Cherry Hill Dist 45	Total	986	38	3.85	34								
Cherry Hill Dist 46	Total	533	23	4.32	21	1							
Cherry Hill Dist 47	Total	691	47	6.80	45								
Cherry Hill Dist 48	Total	330	21	6.36	21								
Cherry Hill Mail-In Ballot	Total	0	5208	0.00	5076	14							
Cherry Hill Provisional	Total	0	240	0.00	233	2							
Cherry Hill Emergency Ballots	Total	0	0	0.00									
Cherry Hill Twp	Total	27629	6735	24.38	6508	35							
Chesilhurst Dist 1	Total	671	57	8.49	55								
Chesilhurst Mail-In Ballot	Total	0	98	0.00	95								

**Governor - DEM**

		Registered	Ballots Cast	Turnout (%)	Philip MURPHY	Write-In								
Chesilhurst Provisional	Total	0	6	0.00	6									
Chesilhurst Emergency Ballots	Total	0	0	0.00										
Chesilhurst Borough	Total	671	161	23.99	156									
Clementon Dist 1	Total	513	36	7.02	32	2								
Clementon Dist 2	Total	451	51	11.31	45									
Clementon Dist 3	Total	662	42	6.34	40									
Clementon Mail-In Ballot	Total	0	233	0.00	215	4								
Clementon Provisional	Total	0	6	0.00	5									
Clementon Emergency Ballots	Total	0	0	0.00										
Clementon Borough	Total	1626	368	22.63	337	6								
Collingswood Dist 1	Total	441	58	13.15	57									
Collingswood Dist 2	Total	699	83	11.87	74									
Collingswood Dist 3	Total	376	40	10.64	36	1								
Collingswood Dist 4	Total	539	71	13.17	66									
Collingswood Dist 5	Total	633	38	6.00	37									
Collingswood Dist 6	Total	438	61	13.93	55									
Collingswood Dist 7	Total	589	69	11.71	62	1								
Collingswood Dist 8	Total	494	61	12.35	58									
Collingswood Dist 9	Total	829	97	11.70	88									
Collingswood Dist 10	Total	484	68	14.05	67									
Collingswood Dist 11	Total	544	45	8.27	41	1								
Collingswood Dist 12	Total	391	46	11.76	39	1								
Collingswood Mail-In Ballot	Total	0	1094	0.00	1040	7								
Collingswood Provisional	Total	0	107	0.00	100									
Collingswood Emergency Ballots	Total	0	0	0.00										
Collingswood Borough	Total	6457	1938	30.01	1820	11								
Gibbsboro Dist 1	Total	419	23	5.49	21									
Gibbsboro Dist 2	Total	362	12	3.31	9									
Gibbsboro Mail-In Ballot	Total	0	133	0.00	129									
Gibbsboro Provisional	Total	0	7	0.00	7									
Gibbsboro Emergency Ballots	Total	0	0	0.00										
Gibbsboro Borough	Total	781	175	22.41	166									
Gloucester City W1 D1	Total	422	15	3.55	12									
Gloucester City W1 D2	Total	410	15	3.66	11	1								
Gloucester City W1 D3	Total	305	39	12.79	28	1								
Gloucester City Ward 1 Mail-In Ballot	Total	0	105	0.00	104									
Gloucester City Ward 1 Provisional	Total	0	13	0.00	13									

**Governor - DEM**

		Registered	Ballots Cast	Turnout (%)	Philip MURPHY	Write-In							
Gloucester City W1 Emergency Ballots	Total	0	0	0.00									
Gloucester City W2 D1	Total	333	18	5.41	18								
Gloucester City W2 D2	Total	428	26	6.07	23	1							
Gloucester City W2 D3	Total	488	35	7.17	25	4							
Gloucester City Ward 2 Mail- In Ballot	Total	0	169	0.00	160								
Gloucester City Ward 2 Provisional	Total	0	2	0.00	2								
Gloucester City W2 Emergency Ballots	Total	0	0	0.00									
Gloucester City W3 D1	Total	518	24	4.63	20								
Gloucester City W3 D2	Total	514	17	3.31	11								
Gloucester City Ward 3 Mail- In Ballot	Total	0	142	0.00	130	1							
Gloucester City Ward 3 Provisional	Total	0	3	0.00									
Gloucester City W3 Emergency Ballots	Total	0	0	0.00									
<b>Gloucester City</b>	<b>Total</b>	<b>3418</b>	<b>623</b>	<b>18.23</b>	<b>557</b>	<b>8</b>							
Gloucester Twp Dist 1	Total	309	20	6.47	18								
Gloucester Twp Dist 2	Total	376	13	3.46	7								
Gloucester Twp Dist 3	Total	335	10	2.99	8								
Gloucester Twp Dist 4	Total	464	31	6.68	27	2							
Gloucester Twp Dist 5	Total	656	16	2.44	2	1							
Gloucester Twp Dist 6	Total	715	35	4.90	27	1							
Gloucester Twp Dist 7	Total	503	51	10.14	50								
Gloucester Twp Dist 8	Total	650	43	6.62	43								
Gloucester Twp Dist 9	Total	583	33	5.66	33								
Gloucester Twp Dist 10	Total	430	25	5.81	22	2							
Gloucester Twp Dist 11	Total	466	27	5.79	23	2							
Gloucester Twp Dist 12	Total	573	34	5.93	29								
Gloucester Twp Dist 13	Total	827	28	3.39	26								
Gloucester Twp Dist 14	Total	754	50	6.63	47								
Gloucester Twp Dist 15	Total	658	37	5.62	31	1							
Gloucester Twp Dist 16	Total	461	30	6.51	23	1							
Gloucester Twp Dist 17	Total	1168	49	4.20	46								
Gloucester Twp Dist 18	Total	809	56	6.92	53	2							
Gloucester Twp Dist 19	Total	701	44	6.28	39	1							
Gloucester Twp Dist 20	Total	646	44	6.81	40	1							
Gloucester Twp Dist 21	Total	329	22	6.69	19								
Gloucester Twp Dist 22	Total	476	17	3.57	14	1							
Gloucester Twp Dist 23	Total	754	50	6.63	48								
Gloucester Twp Dist 24	Total	553	30	5.42	25	1							
Gloucester Twp Dist 25	Total	494	45	9.11	35	2							
Gloucester Twp Dist 26	Total	411	17	4.14	15								
Gloucester Twp Dist 27	Total	451	26	5.76	24								
Gloucester Twp Dist 28	Total	638	35	5.49	32								
Gloucester Twp Dist 29	Total	654	45	6.88	41	1							

**Governor - DEM**

		Registered	Ballots Cast	Turnout (%)	Philip MURPHY	Write-In							
Gloucester Twp Dist 30	Total	639	44	6.89	39	1							
Gloucester Twp Dist 31	Total	433	21	4.85	17	1							
Gloucester Twp Dist 32	Total	633	43	6.79	40	1							
Gloucester Twp Dist 33	Total	750	55	7.33	55								
Gloucester Twp Dist 34	Total	520	24	4.62	22	2							
Gloucester Twp Dist 35	Total	883	57	6.46	53	3							
Gloucester Twp Dist 36	Total	477	35	7.34	33	2							
Gloucester Twp Dist 37	Total	357	31	8.68	30								
Gloucester Twp Dist 38	Total	384	21	5.47	19								
Gloucester Twp Dist 39	Total	308	12	3.90	10	1							
Gloucester Twp Dist 40	Total	573	22	3.84	18								
Gloucester Twp Mail-In Ballot	Total	0	2744	0.00	2607	16							
Gloucester Twp Provisional	Total	0	142	0.00	135	1							
Gloucester Twp Emergency Ballots	Total	0	0	0.00									
<b>Gloucester Twp</b>	<b>Total</b>	<b>22801</b>	<b>4214</b>	<b>18.48</b>	<b>3925</b>	<b>47</b>							
Haddon Twp Dist 1	Total	450	28	6.22	28								
Haddon Twp Dist 2	Total	357	31	8.68	27	1							
Haddon Twp Dist 3	Total	586	39	6.66	37								
Haddon Twp Dist 4	Total	385	23	5.97	21								
Haddon Twp Dist 5	Total	289	19	6.57	19								
Haddon Twp Dist 6	Total	337	25	7.42	22								
Haddon Twp Dist 7	Total	377	31	8.22	30								
Haddon Twp Dist 8	Total	501	17	3.39	15								
Haddon Twp Dist 9	Total	327	22	6.73	20								
Haddon Twp Dist 10	Total	385	27	7.01	25	1							
Haddon Twp Dist 11	Total	470	26	5.53	24								
Haddon Twp Dist 12	Total	622	26	4.18	26								
Haddon Twp Dist 13	Total	326	23	7.06	22								
Haddon Twp Dist 14	Total	352	42	11.93	38	1							
Haddon Twp Dist 15	Total	367	43	11.72	42								
Haddon Twp Mail-In Ballot	Total	0	937	0.00	889	2							
Haddon Twp Provisional	Total	0	50	0.00	48								
Haddon Twp Emergency Ballots	Total	0	0	0.00									
<b>Haddon Twp</b>	<b>Total</b>	<b>6131</b>	<b>1409</b>	<b>22.98</b>	<b>1333</b>	<b>5</b>							
Haddonfield Dist 1	Total	524	11	2.10	11								
Haddonfield Dist 2	Total	698	21	3.01	18								
Haddonfield Dist 3	Total	467	24	5.14	19								
Haddonfield Dist 4	Total	271	10	3.69	10								
Haddonfield Dist 5	Total	229	3	1.31	2								
Haddonfield Dist 6	Total	444	16	3.60	15	1							
Haddonfield Dist 7	Total	485	13	2.68	13								
Haddonfield Dist 8	Total	504	27	5.36	25								
Haddonfield Dist 9	Total	558	25	4.48	23								

**Governor - DEM**

		Registered	Ballots Cast	Turnout (%)	Philip MURPHY	Write-In							
Haddonfield Dist 10	Total	356	15	4.21	13								
Haddonfield Mail-In Ballot	Total	0	831	0.00	789	6							
Haddonfield Provisional	Total	0	45	0.00	44	1							
Haddonfield Emergency Ballots	Total	0	0	0.00									
Haddonfield Borough	Total	4536	1041	22.95	982	8							
Haddon Heights Dist 1	Total	348	18	5.17	17	1							
Haddon Heights Dist 2	Total	352	18	5.11	18								
Haddon Heights Dist 3	Total	457	38	8.32	33	1							
Haddon Heights Dist 4	Total	314	29	9.24	29								
Haddon Heights Dist 5	Total	449	25	5.57	25								
Haddon Heights Dist 6	Total	468	19	4.06	17								
Haddon Heights Dist 7	Total	433	22	5.08	19	1							
Haddon Heights Mail-In Ballot	Total	0	532	0.00	514	2							
Haddon Heights Provisional	Total	0	31	0.00	31								
Haddon Heights Emergency Ballots	Total	0	0	0.00									
Haddon Heights Borough	Total	2821	732	25.95	703	5							
Hi-Nella Dist 1	Total	342	21	6.14	19								
Hi Nella Mail-In Ballot	Total	0	41	0.00	35								
Hi Nella Provisional	Total	0	1	0.00	1								
Hi Nella Emergency Ballots	Total	0	0	0.00									
Hi-Nella Borough	Total	342	63	18.42	55								
Laurel Springs Dist 1	Total	377	22	5.84	19								
Laurel Springs Dist 2	Total	292	20	6.85	20								
Laurel Springs Mail-In Ballot	Total	0	78	0.00	78								
Laurel Springs Provisional	Total	0	5	0.00	5								
Laurel Springs Emergency Ballots	Total	0	0	0.00									
Laurel Springs Borough	Total	669	125	18.68	122								
Lawnside Dist 1	Total	895	124	13.85	121								
Lawnside Dist 2	Total	913	109	11.94	106								
Lawnside Mail-In Ballot	Total	0	241	0.00	236	1							
Lawnside Provisional	Total	0	20	0.00	20								
Lawnside Emergency Ballots	Total	0	0	0.00									
Lawnside Borough	Total	1808	494	27.32	483	1							
Lindenwold Dist 1	Total	678	50	7.37	42	2							
Lindenwold Dist 2	Total	651	47	7.22	45								

**Governor - DEM**

		Registered	Ballots Cast	Turnout (%)	Philip MURPHY	Write-In							
Lindenwold Dist 3	Total	536	69	12.87	64	2							
Lindenwold Dist 4	Total	955	83	8.69	77								
Lindenwold Dist 5	Total	726	37	5.10	36								
Lindenwold Dist 6	Total	862	88	10.21	84								
Lindenwold Dist 7	Total	525	22	4.19	21								
Lindenwold Dist 8	Total	852	46	5.40	43								
Lindenwold Dist 9	Total	503	49	9.74	47								
Lindenwold Mail-In Ballot	Total	0	690	0.00	665								
Lindenwold Provisional	Total	0	59	0.00	56								
Lindenwold Emergency Ballots	Total	0	0	0.00									
Lindenwold Borough	Total	6288	1240	19.72	1180	4							
Magnolia Dist 1	Total	469	34	7.25	30	1							
Magnolia Dist 2	Total	331	24	7.25	22	1							
Magnolia Dist 3	Total	381	24	6.30	20	1							
Magnolia Dist 4	Total	427	39	9.13	32	3							
Magnolia Mail-In Ballot	Total	0	202	0.00	196	1							
Magnolia Provisional	Total	0	11	0.00	11								
Magnolia Emergency Ballots	Total	0	0	0.00									
Magnolia Borough	Total	1608	334	20.77	311	7							
Merchantville Dist 1	Total	635	88	13.86	77								
Merchantville Dist 2	Total	397	68	17.13	60								
Merchantville Dist 3	Total	407	47	11.55	42								
Merchantville Mail-In Ballot	Total	0	282	0.00	271								
Merchantville Provisional	Total	0	21	0.00	21								
Merchantville Emergency Ballots	Total	0	0	0.00									
Merchantville Borough	Total	1439	506	35.16	471								
Mt Ephraim Dist 1	Total	368	36	9.78	30								
Mt Ephraim Dist 2	Total	445	31	6.97	24								
Mt Ephraim Dist 3	Total	395	26	6.58	21	1							
Mt Ephraim Dist 4	Total	414	32	7.73	24	1							
Mt. Ephraim Mail-In Ballot	Total	0	228	0.00	218	2							
Mt. Ephraim Provisional	Total	0	11	0.00	9								
Mt. Ephraim Emergency Ballots	Total	0	0	0.00									
Mount Ephraim Borough	Total	1622	364	22.44	326	4							
Oaklyn Dist 1	Total	406	34	8.37	33								
Oaklyn Dist 2	Total	441	38	8.62	34								
Oaklyn Dist 3	Total	375	26	6.93	22	1							

**Governor - DEM**

		Registered	Ballots Cast	Turnout (%)	Philip MURPHY	Write-In								
Oaklyn Dist 4	Total	368	23	6.25	22									
Oaklyn Mail-In Ballot	Total	0	211	0.00	201	1								
Oaklyn Provisional	Total	0	8	0.00	7									
Oaklyn Emergency Ballots	Total	0	0	0.00										
<b>Oaklyn Borough</b>	<b>Total</b>	<b>1590</b>	<b>340</b>	<b>21.38</b>	<b>319</b>	<b>2</b>								
Pennsauken Dist 1	Total	613	46	7.50	44									
Pennsauken Dist 2	Total	987	86	8.71	85	1								
Pennsauken Dist 3	Total	547	52	9.51	50									
Pennsauken Dist 4	Total	853	49	5.74	48									
Pennsauken Dist 5	Total	401	36	8.98	36									
Pennsauken Dist 6	Total	661	40	6.05	35									
Pennsauken Dist 7	Total	733	41	5.59	39									
Pennsauken Dist 8	Total	539	46	8.53	46									
Pennsauken Dist 9	Total	499	40	8.02	39									
Pennsauken Dist 10	Total	514	55	10.70	53									
Pennsauken Dist 11	Total	516	49	9.50	46	1								
Pennsauken Dist 12	Total	496	48	9.68	46	1								
Pennsauken Dist 13	Total	442	25	5.66	22	2								
Pennsauken Dist 14	Total	691	73	10.56	73									
Pennsauken Dist 15	Total	784	50	6.38	45									
Pennsauken Dist 16	Total	479	44	9.19	42									
Pennsauken Dist 17	Total	792	56	7.07	54	1								
Pennsauken Dist 18	Total	747	37	4.95	33									
Pennsauken Dist 19	Total	410	30	7.32	28									
Pennsauken Dist 20	Total	510	59	11.57	56									
Pennsauken Dist 21	Total	461	41	8.89	35									
Pennsauken Dist 22	Total	511	66	12.92	63									
Pennsauken Dist 23	Total	456	28	6.14	27									
Pennsauken Dist 24	Total	383	26	6.79	26									
Pennsauken Mail-In Ballot	Total	0	1502	0.00	1464	6								
Pennsauken Provisional	Total	0	75	0.00	72									
Pennsauken Emergency Ballots	Total	0	0	0.00										
<b>Pennsauken Twp</b>	<b>Total</b>	<b>14025</b>	<b>2700</b>	<b>19.25</b>	<b>2607</b>	<b>12</b>								
Pine Hill Dist 1	Total	633	40	6.32	40									
Pine Hill Dist 2	Total	542	24	4.43	24									
Pine Hill Dist 3	Total	618	39	6.31	37									
Pine Hill Dist 4	Total	814	42	5.16	41									
Pine Hill Dist 5	Total	606	40	6.60	34									
Pine Hill Dist 6	Total	529	19	3.59	17									
Pine Hill Mail-In Ballot	Total	0	441	0.00	426	1								
Pine Hill Provisional	Total	0	23	0.00	21	1								
Pine Hill Emergency Ballots	Total	0	0	0.00										
<b>Pine Hill Borough</b>	<b>Total</b>	<b>3742</b>	<b>668</b>	<b>17.85</b>	<b>640</b>	<b>2</b>								

**Governor - DEM**

		Registered	Ballots Cast	Turnout (%)	Philip MURPHY	Write-In							
Pine Valley Dist 1	Total	4	0	0.00									
Pine Valley Mail-In Ballot	Total	0	2	0.00	2								
Pine Valley Provisional	Total	0	0	0.00									
Pine Valley Emergency Ballots	Total	0	0	0.00									
Pine Valley Borough	Total	4	2	50.00	2								
Runnemede Dist 1	Total	374	47	12.57	36								
Runnemede Dist 2	Total	560	65	11.61	57								
Runnemede Dist 3	Total	357	34	9.52	23	1							
Runnemede Dist 4	Total	506	79	15.61	50	5							
Runnemede Dist 5	Total	714	83	11.62	54	1							
Runnemede Dist 6	Total	561	94	16.76	51	2							
Runnemede Mail-In Ballot	Total	0	496	0.00	450	3							
Runnemede Provisional	Total	0	39	0.00	26								
Runnemede Emergency Ballots	Total	0	0	0.00									
Runnemede Borough	Total	3072	937	30.50	747	12							
Somerdale Dist 1	Total	804	62	7.71	49	2							
Somerdale Dist 2	Total	434	34	7.83	29	1							
Somerdale Dist 3	Total	485	55	11.34	54								
Somerdale Dist 4	Total	488	42	8.61	33	4							
Somerdale Mail-In Ballot	Total	0	280	0.00	273	2							
Somerdale Provisional	Total	0	27	0.00	26								
Somerdale Emergency Ballots	Total	0	0	0.00									
Somerdale Borough	Total	2211	500	22.61	464	9							
Stratford Dist 1	Total	231	24	10.39	22								
Stratford Dist 2	Total	388	15	3.87	13	2							
Stratford Dist 3	Total	422	30	7.11	29								
Stratford Dist 4	Total	455	19	4.18	16								
Stratford Dist 5	Total	377	11	2.92	10								
Stratford Dist 6	Total	381	33	8.66	28	2							
Stratford Mail-In Ballot	Total	0	346	0.00	332	2							
Stratford Provisional	Total	0	10	0.00	10								
Stratford Emergency Ballots	Total	0	0	0.00									
Stratford Borough	Total	2254	488	21.65	460	6							
Tavistock Dist 1	Total	3	0	0.00									
Tavistock Mail-In Ballot	Total	0	2	0.00	2								
Tavistock Provisional	Total	0	0	0.00									



**Governor - DEM**

		Registered	Ballots Cast	Turnout (%)	Philip MURPHY	Write-In							
Tavistock Emergency Ballots	Total	0	0	0.00									
Tavistock Borough	Total	3	2	66.67	2								
Voorhees Dist 1	Total	769	43	5.59	41	2							
Voorhees Dist 2	Total	640	41	6.41	34								
Voorhees Dist 3	Total	570	16	2.81	16								
Voorhees Dist 4	Total	684	35	5.12	33								
Voorhees Dist 5	Total	706	51	7.22	48								
Voorhees Dist 6	Total	508	12	2.36	11								
Voorhees Dist 7	Total	335	12	3.58	10								
Voorhees Dist 8	Total	848	32	3.77	31								
Voorhees Dist 9	Total	619	19	3.07	19								
Voorhees Dist 10	Total	504	27	5.36	25	1							
Voorhees Dist 11	Total	432	13	3.01	11	1							
Voorhees Dist 12	Total	460	23	5.00	22	1							
Voorhees Dist 13	Total	691	23	3.33	22								
Voorhees Dist 14	Total	462	17	3.68	17								
Voorhees Dist 15	Total	531	22	4.14	22								
Voorhees Dist 16	Total	343	10	2.92	8	1							
Voorhees Dist 17	Total	391	17	4.35	14								
Voorhees Dist 18	Total	523	22	4.21	22								
Voorhees Dist 19	Total	518	15	2.90	11								
Voorhees Mail-In Ballot	Total	0	1729	0.00	1684	7							
Voorhees Provisional	Total	0	83	0.00	82								
Voorhees Emergency Ballots	Total	0	0	0.00									
Voorhees Twp	Total	10534	2262	21.47	2183	13							
Waterford Dist 1	Total	396	24	6.06	15								
Waterford Dist 2	Total	526	41	7.79	30	2							
Waterford Dist 3	Total	348	17	4.89	14								
Waterford Dist 4	Total	335	15	4.48	11								
Waterford Dist 5	Total	397	19	4.79	17	1							
Waterford Dist 6	Total	202	9	4.46	6	1							
Waterford Dist 7	Total	383	21	5.48	14	1							
Waterford Dist 8	Total	233	11	4.72	9								
Waterford Mail-In Ballot	Total	0	397	0.00	362	5							
Waterford Provisional	Total	0	20	0.00	20								
Waterford Emergency Ballots	Total	0	0	0.00									
Waterford Twp	Total	2820	574	20.35	498	10							
Winslow W1 D1	Total	405	18	4.44	15								
Winslow W1 D2	Total	439	17	3.87	12	1							
Winslow W1 D3	Total	301	15	4.98	15								
Winslow W1 D4	Total	630	44	6.98	39								
Winslow W1 D5	Total	520	25	4.81	19								

**Governor - DEM**

		Registered	Ballots Cast	Turnout (%)	Philip MURPHY	Write-In								
Winslow W1 D6	Total	427	33	7.73	33									
Winslow Ward 1 Mail-In Ballot	Total	0	411	0.00	381									
Winslow Ward 1 Provisional	Total	0	17	0.00	16	1								
Winslow W1 Emergency Ballots	Total	0	0	0.00										
Winslow W2 D1	Total	1053	69	6.55	66	2								
Winslow W2 D2	Total	487	35	7.19	28	2								
Winslow W2 D3	Total	802	56	6.98	56									
Winslow W2 D4	Total	615	54	8.78	53									
Winslow W2 D5	Total	337	36	10.68	30	4								
Winslow W2 D6	Total	718	52	7.24	52									
Winslow Ward 2 Mail-In Ballot	Total	0	478	0.00	467	2								
Winslow Ward 2 Provisional	Total	0	19	0.00	19									
Winslow W2 Mail-In Ballot Rejected	Total	0	0	0.00										
Winslow W2 Provisional Rejected	Total	0	0	0.00										
Winslow W2 Emergency Ballots	Total	0	0	0.00										
Winslow W3 D1	Total	1038	80	7.71	78	1								
Winslow W3 D2	Total	1020	65	6.37	63									
Winslow W3 D3	Total	847	45	5.31	44									
Winslow W3 D4	Total	830	53	6.39	51									
Winslow W3 D5	Total	967	97	10.03	97									
Winslow Ward 3 Mail-In Ballot	Total	0	542	0.00	535									
Winslow Ward 3 Provisional	Total	0	41	0.00	40									
Winslow W3 Mail-In Ballot Rejected	Total	0	0	0.00										
Winslow W3 Provisional Rejected	Total	0	0	0.00										
Winslow W3 Emergency Ballots	Total	0	0	0.00										
Winslow W4 D1	Total	399	43	10.78	39									
Winslow W4 D2	Total	1044	76	7.28	73	2								
Winslow W4 D3	Total	1087	83	7.64	79	1								
Winslow W4 D4	Total	738	60	8.13	54	1								
Winslow W4 D5	Total	958	67	6.99	65									
Winslow Ward 4 Mail-In Ballot	Total	0	511	0.00	494	3								
Winslow Ward 4 Provisional	Total	0	33	0.00	33									
Winslow W4 Mail-In Ballot Rejected	Total	0	0	0.00										
Winslow W4 Provisional Rejected	Total	0	0	0.00										
Winslow W4 Emergency Ballots	Total	0	0	0.00										
Winslow Twp	Total	15662	3175	20.27	3046	20								
Woodlyne Dist 1	Total	552	36	6.52	31	3								
Woodlyne Dist 2	Total	434	23	5.30	20									
Woodlyne Mail-In Ballot	Total	0	47	0.00	44									
Woodlyne Provisional	Total	0	4	0.00	4									

**Governor - DEM**

		Registered	Ballots Cast	Turnout (%)	Philip MURPHY	Write-In							
Woodlynne Emergency Ballots	Total	0	0	0.00									
Woodlynne Borough	Total	986	110	11.16	99	3							
Total - TC-Emergency		187495	377	0.20	349								
Total - TC-Machine		187495	13370	7.13	11627	165							
Total - TC-Mail-In Ballot		187495	24835	13.25	23805	97							
Total - TC-Provisional		187495	1553	0.83	1432	9							
Total - TC-Rejected Ballots		187495	0	0.00									
Contest Total		187495	40135	21.41	37213	271							

**State Senate 4th District - DEM**

		Registered	Ballots Cast	Turnout (%)	Fred H. MADDEN	Write-In								
Chesilhurst Dist 1	Total	671	57	8.49	47									
Chesilhurst Mail-In Ballot	Total	0	98	0.00	87									
Chesilhurst Provisional	Total	0	6	0.00	6									
Chesilhurst Emergency Ballots	Total	0	0	0.00										
Chesilhurst Borough	Total	671	161	23.99	140									
Clementon Dist 1	Total	513	36	7.02	33	1								
Clementon Dist 2	Total	451	51	11.31	47									
Clementon Dist 3	Total	662	42	6.34	38									
Clementon Mail-In Ballot	Total	0	233	0.00	207	1								
Clementon Provisional	Total	0	6	0.00	5									
Clementon Emergency Ballots	Total	0	0	0.00										
Clementon Borough	Total	1626	368	22.63	330	2								
Gloucester Twp Dist 1	Total	309	20	6.47	17									
Gloucester Twp Dist 2	Total	376	13	3.46	8									
Gloucester Twp Dist 3	Total	335	10	2.99	6									
Gloucester Twp Dist 4	Total	464	31	6.68	27									
Gloucester Twp Dist 5	Total	656	16	2.44	2	1								
Gloucester Twp Dist 6	Total	715	35	4.90	28	1								
Gloucester Twp Dist 7	Total	503	51	10.14	45									
Gloucester Twp Dist 8	Total	650	43	6.62	34	1								
Gloucester Twp Dist 9	Total	583	33	5.66	29									
Gloucester Twp Dist 10	Total	430	25	5.81	21									
Gloucester Twp Dist 11	Total	466	27	5.79	23									
Gloucester Twp Dist 12	Total	573	34	5.93	29									
Gloucester Twp Dist 13	Total	827	28	3.39	27									
Gloucester Twp Dist 14	Total	754	50	6.63	41									
Gloucester Twp Dist 15	Total	658	37	5.62	32									
Gloucester Twp Dist 16	Total	461	30	6.51	27	1								
Gloucester Twp Dist 17	Total	1168	49	4.20	45									
Gloucester Twp Dist 18	Total	809	56	6.92	50									
Gloucester Twp Dist 19	Total	701	44	6.28	39									
Gloucester Twp Dist 20	Total	646	44	6.81	38	2								
Gloucester Twp Dist 21	Total	329	22	6.69	20									
Gloucester Twp Dist 22	Total	476	17	3.57	16									
Gloucester Twp Dist 23	Total	754	50	6.63	46									
Gloucester Twp Dist 24	Total	553	30	5.42	26									
Gloucester Twp Dist 25	Total	494	45	9.11	38									
Gloucester Twp Dist 26	Total	411	17	4.14	13									
Gloucester Twp Dist 27	Total	451	26	5.76	24									
Gloucester Twp Dist 28	Total	638	35	5.49	30									
Gloucester Twp Dist 29	Total	654	45	6.88	42									
Gloucester Twp Dist 30	Total	639	44	6.89	36									
Gloucester Twp Dist 31	Total	433	21	4.85	17									

**State Senate 4th District - DEM**

		Registered	Ballots Cast	Turnout (%)	Fred H. MADDEN	Write-In							
Gloucester Twp Dist 32	Total	633	43	6.79	40	1							
Gloucester Twp Dist 33	Total	750	55	7.33	51								
Gloucester Twp Dist 34	Total	520	24	4.62	19								
Gloucester Twp Dist 35	Total	883	57	6.46	50								
Gloucester Twp Dist 36	Total	477	35	7.34	31								
Gloucester Twp Dist 37	Total	357	31	8.68	29								
Gloucester Twp Dist 38	Total	384	21	5.47	14								
Gloucester Twp Dist 39	Total	308	12	3.90	8								
Gloucester Twp Dist 40	Total	573	22	3.84	21								
Gloucester Twp Mail-In Ballot	Total	0	2744	0.00	2543	8							
Gloucester Twp Provisional	Total	0	142	0.00	132								
Gloucester Twp Emergency Ballots	Total	0	0	0.00									
<b>Gloucester Twp</b>	<b>Total</b>	<b>22801</b>	<b>4214</b>	<b>18.48</b>	<b>3814</b>	<b>15</b>							
Laurel Springs Dist 1	Total	377	22	5.84	19								
Laurel Springs Dist 2	Total	292	20	6.85	20								
Laurel Springs Mail-In Ballot	Total	0	78	0.00	73								
Laurel Springs Provisional	Total	0	5	0.00	5								
Laurel Springs Emergency Ballots	Total	0	0	0.00									
<b>Laurel Springs Borough</b>	<b>Total</b>	<b>669</b>	<b>125</b>	<b>18.68</b>	<b>117</b>								
Lindenwold Dist 1	Total	678	50	7.37	38	2							
Lindenwold Dist 2	Total	651	47	7.22	43								
Lindenwold Dist 3	Total	536	69	12.87	63								
Lindenwold Dist 4	Total	955	83	8.69	76								
Lindenwold Dist 5	Total	726	37	5.10	34								
Lindenwold Dist 6	Total	862	88	10.21	81								
Lindenwold Dist 7	Total	525	22	4.19	19								
Lindenwold Dist 8	Total	852	46	5.40	42								
Lindenwold Dist 9	Total	503	49	9.74	44								
Lindenwold Mail-In Ballot	Total	0	690	0.00	637								
Lindenwold Provisional	Total	0	59	0.00	51								
Lindenwold Emergency Ballots	Total	0	0	0.00									
<b>Lindenwold Borough</b>	<b>Total</b>	<b>6288</b>	<b>1240</b>	<b>19.72</b>	<b>1128</b>	<b>2</b>							
Winslow W1 D1	Total	405	18	4.44	17								
Winslow W1 D2	Total	439	17	3.87	13								
Winslow W1 D3	Total	301	15	4.98	14								
Winslow W1 D4	Total	630	44	6.98	37								
Winslow W1 D5	Total	520	25	4.81	21								
Winslow W1 D6	Total	427	33	7.73	27								
Winslow Ward 1 Mail-In Ballot	Total	0	411	0.00	368								
Winslow Ward 1 Provisional	Total	0	17	0.00	16								

**State Senate 4th District - DEM**

		Registered	Ballots Cast	Turnout (%)	Fred H. MADDEN	Write-In								
Winslow W1 Emergency Ballots	Total	0	0	0.00										
Winslow W2 D1	Total	1053	69	6.55	64									
Winslow W2 D2	Total	487	35	7.19	25									
Winslow W2 D3	Total	802	56	6.98	51									
Winslow W2 D4	Total	615	54	8.78	50									
Winslow W2 D5	Total	337	36	10.68	28	1								
Winslow W2 D6	Total	718	52	7.24	47									
Winslow Ward 2 Mail-In Ballot	Total	0	478	0.00	451	2								
Winslow Ward 2 Provisional	Total	0	19	0.00	17									
Winslow W2 Mail-In Ballot Rejected	Total	0	0	0.00										
Winslow W2 Provisional Rejected	Total	0	0	0.00										
Winslow W2 Emergency Ballots	Total	0	0	0.00										
Winslow W3 D1	Total	1038	80	7.71	73	1								
Winslow W3 D2	Total	1020	65	6.37	57									
Winslow W3 D3	Total	847	45	5.31	41									
Winslow W3 D4	Total	830	53	6.39	48									
Winslow W3 D5	Total	967	97	10.03	90									
Winslow Ward 3 Mail-In Ballot	Total	0	542	0.00	511									
Winslow Ward 3 Provisional	Total	0	41	0.00	39									
Winslow W3 Mail-In Ballot Rejected	Total	0	0	0.00										
Winslow W3 Provisional Rejected	Total	0	0	0.00										
Winslow W3 Emergency Ballots	Total	0	0	0.00										
Winslow W4 D1	Total	399	43	10.78	36									
Winslow W4 D2	Total	1044	76	7.28	66	1								
Winslow W4 D3	Total	1087	83	7.64	74	1								
Winslow W4 D4	Total	738	60	8.13	53									
Winslow W4 D5	Total	958	67	6.99	60									
Winslow Ward 4 Mail-In Ballot	Total	0	511	0.00	483	4								
Winslow Ward 4 Provisional	Total	0	33	0.00	28									
Winslow W4 Mail-In Ballot Rejected	Total	0	0	0.00										
Winslow W4 Provisional Rejected	Total	0	0	0.00										
Winslow W4 Emergency Ballots	Total	0	0	0.00										
Winslow Twp	Total	15662	3175	20.27	2905	10								
Total - TC-Emergency		47717	0	0.00										
Total - TC-Machine		47717	3170	6.64	2775	14								
Total - TC-Mail-In Ballot		47717	5785	12.12	5360	15								
Total - TC-Provisional		47717	328	0.69	299									
Total - TC-Rejected Ballots		47717	0	0.00										
Contest Total		47717	9283	19.45	8434	29								



**State Senate 5th District - DEM**

		Registered	Ballots Cast	Turnout (%)	Nilsa CRUZ-PEREZ	Write-In								
Audubon Boro Dist 1	Total	401	28	6.98	25									
Audubon Boro Dist 2	Total	267	16	5.99	11									
Audubon Boro Dist 3	Total	498	26	5.22	23									
Audubon Boro Dist 4	Total	285	9	3.16	7									
Audubon Boro Dist 5	Total	447	18	4.03	14									
Audubon Boro Dist 6	Total	488	21	4.30	19									
Audubon Boro Dist 7	Total	317	17	5.36	14									
Audubon Boro Dist 8	Total	415	12	2.89	11									
Audubon Boro Mail-In Ballot	Total	0	433	0.00	394									
Audubon Boro Provisional	Total	0	27	0.00	27									
Audubon Boro Emergency Ballots	Total	0	0	0.00										
<b>Audubon Borough</b>	<b>Total</b>	<b>3118</b>	<b>607</b>	<b>19.47</b>	<b>545</b>									
Audubon Park Dist 1	Total	454	47	10.35	35									
Audubon Park Mail-In Ballot	Total	0	51	0.00	48									
Audubon Park Provisional	Total	0	3	0.00	3									
Audubon Park Emergency Ballots	Total	0	0	0.00										
<b>Audubon Park Borough</b>	<b>Total</b>	<b>454</b>	<b>101</b>	<b>22.25</b>	<b>86</b>									
Barrington Dist 1	Total	515	30	5.83	28									
Barrington Dist 2	Total	425	26	6.12	23									
Barrington Dist 3	Total	485	24	4.95	16									
Barrington Dist 4	Total	680	32	4.71	28									
Barrington Dist 5	Total	245	13	5.31	13									
Barrington Mail-In Ballot	Total	0	346	0.00	320									
Barrington Provisional	Total	0	10	0.00	9									
Barrington Emergency Ballots	Total	0	0	0.00										
<b>Barrington Borough</b>	<b>Total</b>	<b>2350</b>	<b>481</b>	<b>20.47</b>	<b>437</b>									
Bellmawr Dist 1	Total	701	104	14.84	53									
Bellmawr Dist 2	Total	658	77	11.70	48									
Bellmawr Dist 3	Total	574	61	10.63	42									
Bellmawr Dist 4	Total	561	115	20.50	60									
Bellmawr Dist 5	Total	474	34	7.17	24	1								
Bellmawr Dist 6	Total	612	37	6.05	22									
Bellmawr Dist 7	Total	457	45	9.85	32									
Bellmawr Mail-In Ballot	Total	0	566	0.00	493	2								
Bellmawr Provisional	Total	0	39	0.00	28	1								
Bellmawr Emergency Ballots	Total	0	0	0.00										
<b>Bellmawr Borough</b>	<b>Total</b>	<b>4037</b>	<b>1078</b>	<b>26.70</b>	<b>802</b>	<b>4</b>								



**State Senate 5th District - DEM**

		Registered	Ballots Cast	Turnout (%)	Nilsa CRUZ-PEREZ	Write-In								
Brooklawn Dist 1	Total	589	46	7.81	35									
Brooklawn Mail-In Ballot	Total	0	61	0.00	56									
Brooklawn Provisional	Total	0	2	0.00	1									
Brooklawn Emergency Ballots	Total	0	0	0.00										
<b>Brooklawn Borough</b>	<b>Total</b>	<b>589</b>	<b>109</b>	<b>18.51</b>	<b>92</b>									
Camden City W1 D1	Total	362	30	8.29	22									
Camden City W1 D2	Total	813	79	9.72	51									
Camden City W1 D3	Total	684	79	11.55	62									
Camden City W1 D4	Total	520	47	9.04	37									
Camden City W1 D5	Total	722	68	9.42	51	2								
Camden City W1 D6	Total	783	69	8.81	45									
Camden City W1 D7	Total	493	21	4.26	13									
Camden City W1 D8	Total	608	99	16.28	68									
Camden City W1 D9	Total	822	80	9.73	52	1								
Camden City W1 D10	Total	602	52	8.64	33									
Camden City Ward 1 Mail-In Ballot	Total	0	494	0.00	440									
Camden City Ward 1 Provisional	Total	0	67	0.00	52									
Camden City W1 Emergency Ballots	Total	0	0	0.00										
Camden City W2 D1	Total	436	53	12.16	31									
Camden City W2 D2	Total	612	97	15.85	59	1								
Camden City W2 D3	Total	716	161	22.49	112									
Camden City W2 D4	Total	418	32	7.66	22	1								
Camden City W2 D5	Total	492	50	10.16	32									
Camden City W2 D6	Total	920	75	8.15	54									
Camden City W2 D7	Total	706	100	14.16	66									
Camden City W2 D8	Total	951	96	10.09	58	1								
Camden City W2 D9	Total	1011	98	9.69	63									
Camden City W2 D10	Total	471	33	7.01	21									
Camden City W2 D11	Total	448	77	17.19	45									
Camden City Ward 2 Mail-In Ballot	Total	0	588	0.00	502	1								
Camden City Ward 2 Provisional	Total	0	85	0.00	60									
Camden City W2 Emergency Ballots	Total	0	0	0.00										
Camden City W3 D1	Total	520	34	6.54	25									
Camden City W3 D2	Total	749	70	9.35	59	1								
Camden City W3 D3	Total	573	57	9.95	42									
Camden City W3 D4	Total	625	35	5.60	28									
Camden City W3 D5	Total	536	34	6.34	25									
Camden City W3 D6	Total	678	74	10.91	50	2								
Camden City W3 D7	Total	635	64	10.08	39									
Camden City W3 D8	Total	691	59	8.54	34									
Camden City W3 D9	Total	775	66	8.52	50									

**State Senate 5th District - DEM**

		Registered	Ballots Cast	Turnout (%)	Nilsa CRUZ-PEREZ	Write-In								
Camden City Ward 3 Mail-In Ballot	Total	0	427	0.00	390									
Camden City Ward 3 Provisional	Total	0	60	0.00	44									
Camden City W3 Emergency Ballots	Total	0	0	0.00										
Camden City W4 D1	Total	547	68	12.43	49									
Camden City W4 D2	Total	583	51	8.75	32									
Camden City W4 D3	Total	634	84	13.25	55									
Camden City W4 D4	Total	699	99	14.16	62									
Camden City W4 D5	Total	535	49	9.16	31									
Camden City W4 D6	Total	622	36	5.79	33									
Camden City W4 D7	Total	585	50	8.55	36									
Camden City W4 D8	Total	603	48	7.96	37									
Camden City W4 D9	Total	615	73	11.87	60									
Camden City W4 D10	Total	603	50	8.29	40	1								
Camden City Ward 4 Provisional	Total	0	52	0.00	39									
Camden City W4 Emergency Ballots	Total	0	377	0.00	334	1								
<b>Camden City</b>	<b>Total</b>	<b>25398</b>	<b>4747</b>	<b>18.69</b>	<b>3645</b>	<b>12</b>								
Gloucester City W1 D1	Total	422	15	3.55	13									
Gloucester City W1 D2	Total	410	15	3.66	12									
Gloucester City W1 D3	Total	305	39	12.79	28									
Gloucester City Ward 1 Mail-In Ballot	Total	0	105	0.00	99									
Gloucester City Ward 1 Provisional	Total	0	13	0.00	10									
Gloucester City W1 Emergency Ballots	Total	0	0	0.00										
Gloucester City W2 D1	Total	333	18	5.41	16	1								
Gloucester City W2 D2	Total	428	26	6.07	19									
Gloucester City W2 D3	Total	488	35	7.17	27									
Gloucester City Ward 2 Mail-In Ballot	Total	0	169	0.00	153									
Gloucester City Ward 2 Provisional	Total	0	2	0.00	1									
Gloucester City W2 Emergency Ballots	Total	0	0	0.00										
Gloucester City W3 D1	Total	518	24	4.63	19									
Gloucester City W3 D2	Total	514	17	3.31	12									
Gloucester City Ward 3 Mail-In Ballot	Total	0	142	0.00	131									
Gloucester City Ward 3 Provisional	Total	0	3	0.00	2									
Gloucester City W3 Emergency Ballots	Total	0	0	0.00										
<b>Gloucester City</b>	<b>Total</b>	<b>3418</b>	<b>623</b>	<b>18.23</b>	<b>542</b>	<b>1</b>								

**State Senate 5th District - DEM**

		Registered	Ballots Cast	Turnout (%)	Nilsa CRUZ-PEREZ	Write-In								
Haddon Heights Dist 1	Total	348	18	5.17	17									
Haddon Heights Dist 2	Total	352	18	5.11	16									
Haddon Heights Dist 3	Total	457	38	8.32	33									
Haddon Heights Dist 4	Total	314	29	9.24	26									
Haddon Heights Dist 5	Total	449	25	5.57	22									
Haddon Heights Dist 6	Total	468	19	4.06	19									
Haddon Heights Dist 7	Total	433	22	5.08	19									
Haddon Heights Mail-In Ballot	Total	0	532	0.00	501	1								
Haddon Heights Provisional	Total	0	31	0.00	31									
Haddon Heights Emergency Ballots	Total	0	0	0.00										
<b>Haddon Heights Borough</b>	<b>Total</b>	<b>2821</b>	<b>732</b>	<b>25.95</b>	<b>684</b>	<b>1</b>								
Lawnside Dist 1	Total	895	124	13.85	111									
Lawnside Dist 2	Total	913	109	11.94	97									
Lawnside Mail-In Ballot	Total	0	241	0.00	217									
Lawnside Provisional	Total	0	20	0.00	19									
Lawnside Emergency Ballots	Total	0	0	0.00										
<b>Lawnside Borough</b>	<b>Total</b>	<b>1808</b>	<b>494</b>	<b>27.32</b>	<b>444</b>									
Magnolia Dist 1	Total	469	34	7.25	29									
Magnolia Dist 2	Total	331	24	7.25	21									
Magnolia Dist 3	Total	381	24	6.30	21									
Magnolia Dist 4	Total	427	39	9.13	33									
Magnolia Mail-In Ballot	Total	0	202	0.00	184									
Magnolia Provisional	Total	0	11	0.00	10									
Magnolia Emergency Ballots	Total	0	0	0.00										
<b>Magnolia Borough</b>	<b>Total</b>	<b>1608</b>	<b>334</b>	<b>20.77</b>	<b>298</b>									
Mt Ephraim Dist 1	Total	368	36	9.78	31									
Mt Ephraim Dist 2	Total	445	31	6.97	24									
Mt Ephraim Dist 3	Total	395	26	6.58	20	1								
Mt Ephraim Dist 4	Total	414	32	7.73	24									
Mt. Ephraim Mail-In Ballot	Total	0	228	0.00	213									
Mt. Ephraim Provisional	Total	0	11	0.00	10									
Mt. Ephraim Emergency Ballots	Total	0	0	0.00										
<b>Mount Ephraim Borough</b>	<b>Total</b>	<b>1622</b>	<b>364</b>	<b>22.44</b>	<b>322</b>	<b>1</b>								
Runnemede Dist 1	Total	374	47	12.57	31									
Runnemede Dist 2	Total	560	65	11.61	53									
Runnemede Dist 3	Total	357	34	9.52	24									
Runnemede Dist 4	Total	506	79	15.61	49	1								

**State Senate 5th District - DEM**

		Registered	Ballots Cast	Turnout (%)	Nilsa CRUZ-PEREZ	Write-In								
Runnemedede Dist 5	Total	714	83	11.62	53									
Runnemedede Dist 6	Total	561	94	16.76	53									
Runnemedede Mail-In Ballot	Total	0	496	0.00	427	4								
Runnemedede Provisional	Total	0	39	0.00	20									
Runnemedede Emergency Ballots	Total	0	0	0.00										
Runnemedede Borough	Total	3072	937	30.50	710	5								
Woodlynne Dist 1	Total	552	36	6.52	28	1								
Woodlynne Dist 2	Total	434	23	5.30	20									
Woodlynne Mail-In Ballot	Total	0	47	0.00	44									
Woodlynne Provisional	Total	0	4	0.00	4									
Woodlynne Emergency Ballots	Total	0	0	0.00										
Woodlynne Borough	Total	986	110	11.16	96	1								
Total - TC-Emergency		51281	377	0.74	334	1								
Total - TC-Machine		51281	4733	9.23	3387	15								
Total - TC-Mail-In Ballot		51281	5128	10.00	4612	8								
Total - TC-Provisional		51281	479	0.93	370	1								
Total - TC-Rejected Ballots		51281	0	0.00										
Contest Total		51281	10717	20.90	8703	25								

**State Senate 6th District - DEM**

		Registered	Ballots Cast	Turnout (%)	James BEACH	Write-In								
Berlin Twp Dist 1	Total	818	52	6.36	43									
Berlin Twp Dist 2	Total	332	30	9.04	26									
Berlin Twp Dist 3	Total	266	15	5.64	12									
Berlin Twp Dist 4	Total	582	23	3.95	16									
Berlin Twp Mail-In Ballot	Total	0	420	0.00	397	1								
Berlin Twp Provisional	Total	0	13	0.00	12									
Berlin Twp Emergency Ballots	Total	0	0	0.00										
<b>Berlin Township</b>	<b>Total</b>	<b>1998</b>	<b>553</b>	<b>27.68</b>	<b>506</b>	<b>1</b>								
Cherry Hill Dist 1	Total	523	31	5.93	27									
Cherry Hill Dist 2	Total	608	37	6.09	31									
Cherry Hill Dist 3	Total	509	24	4.72	20	1								
Cherry Hill Dist 4	Total	611	24	3.93	24									
Cherry Hill Dist 5	Total	591	46	7.78	39									
Cherry Hill Dist 6	Total	428	26	6.07	19									
Cherry Hill Dist 7	Total	543	20	3.68	20									
Cherry Hill Dist 8	Total	487	36	7.39	35									
Cherry Hill Dist 9	Total	925	47	5.08	43									
Cherry Hill Dist 10	Total	348	18	5.17	17									
Cherry Hill Dist 11	Total	578	36	6.23	31	1								
Cherry Hill Dist 12	Total	628	45	7.17	42									
Cherry Hill Dist 13	Total	441	20	4.54	16									
Cherry Hill Dist 14	Total	420	17	4.05	15									
Cherry Hill Dist 15	Total	619	15	2.42	14									
Cherry Hill Dist 16	Total	434	15	3.46	14									
Cherry Hill Dist 17	Total	632	29	4.59	26									
Cherry Hill Dist 18	Total	456	10	2.19	8									
Cherry Hill Dist 19	Total	558	33	5.91	27									
Cherry Hill Dist 20	Total	1048	65	6.20	63									
Cherry Hill Dist 21	Total	621	46	7.41	39	1								
Cherry Hill Dist 22	Total	476	21	4.41	20									
Cherry Hill Dist 23	Total	705	40	5.67	33									
Cherry Hill Dist 24	Total	592	18	3.04	18									
Cherry Hill Dist 25	Total	487	37	7.60	32									
Cherry Hill Dist 26	Total	775	39	5.03	36									
Cherry Hill Dist 27	Total	585	15	2.56	14									
Cherry Hill Dist 28	Total	694	35	5.04	34									
Cherry Hill Dist 29	Total	692	34	4.91	27	1								
Cherry Hill Dist 30	Total	438	14	3.20	14									
Cherry Hill Dist 31	Total	820	45	5.49	36	1								
Cherry Hill Dist 32	Total	388	19	4.90	16									
Cherry Hill Dist 33	Total	639	22	3.44	22									
Cherry Hill Dist 34	Total	572	15	2.62	15									
Cherry Hill Dist 35	Total	480	20	4.17	15	1								
Cherry Hill Dist 36	Total	619	6	0.97	5									
Cherry Hill Dist 37	Total	554	22	3.97	21	1								
Cherry Hill Dist 38	Total	510	20	3.92	17									
Cherry Hill Dist 39	Total	662	16	2.42	13									

**State Senate 6th District - DEM**

		Registered	Ballots Cast	Turnout (%)	James BEACH	Write-In								
Cherry Hill Dist 40	Total	478	12	2.51	12									
Cherry Hill Dist 41	Total	444	17	3.83	16									
Cherry Hill Dist 42	Total	328	19	5.79	19									
Cherry Hill Dist 43	Total	447	15	3.36	13									
Cherry Hill Dist 44	Total	696	17	2.44	15									
Cherry Hill Dist 45	Total	986	38	3.85	34									
Cherry Hill Dist 46	Total	533	23	4.32	21									
Cherry Hill Dist 47	Total	691	47	6.80	42									
Cherry Hill Dist 48	Total	330	21	6.36	20									
Cherry Hill Mail-In Ballot	Total	0	5208	0.00	4843	11								
Cherry Hill Provisional	Total	0	240	0.00	225	1								
Cherry Hill Emergency Ballots	Total	0	0	0.00										
Cherry Hill Twp	Total	27629	6735	24.38	6218	19								
Collingswood Dist 1	Total	441	58	13.15	51	1								
Collingswood Dist 2	Total	699	83	11.87	72									
Collingswood Dist 3	Total	376	40	10.64	37	1								
Collingswood Dist 4	Total	539	71	13.17	61									
Collingswood Dist 5	Total	633	38	6.00	34									
Collingswood Dist 6	Total	438	61	13.93	48									
Collingswood Dist 7	Total	589	69	11.71	58									
Collingswood Dist 8	Total	494	61	12.35	53	3								
Collingswood Dist 9	Total	829	97	11.70	80	1								
Collingswood Dist 10	Total	484	68	14.05	62									
Collingswood Dist 11	Total	544	45	8.27	40	1								
Collingswood Dist 12	Total	391	46	11.76	37	2								
Collingswood Mail-In Ballot	Total	0	1094	0.00	957	9								
Collingswood Provisional	Total	0	107	0.00	97									
Collingswood Emergency Ballots	Total	0	0	0.00										
Collingswood Borough	Total	6457	1938	30.01	1687	18								
Gibbsboro Dist 1	Total	419	23	5.49	19									
Gibbsboro Dist 2	Total	362	12	3.31	10									
Gibbsboro Mail-In Ballot	Total	0	133	0.00	124									
Gibbsboro Provisional	Total	0	7	0.00	5									
Gibbsboro Emergency Ballots	Total	0	0	0.00										
Gibbsboro Borough	Total	781	175	22.41	158									
Haddon Twp Dist 1	Total	450	28	6.22	26									
Haddon Twp Dist 2	Total	357	31	8.68	25									
Haddon Twp Dist 3	Total	586	39	6.66	33	1								
Haddon Twp Dist 4	Total	385	23	5.97	21									
Haddon Twp Dist 5	Total	289	19	6.57	19									
Haddon Twp Dist 6	Total	337	25	7.42	22									
Haddon Twp Dist 7	Total	377	31	8.22	28	2								

**State Senate 6th District - DEM**

		Registered	Ballots Cast	Turnout (%)	James BEACH	Write-In								
Haddon Twp Dist 8	Total	501	17	3.39	17									
Haddon Twp Dist 9	Total	327	22	6.73	19									
Haddon Twp Dist 10	Total	385	27	7.01	21	1								
Haddon Twp Dist 11	Total	470	26	5.53	21									
Haddon Twp Dist 12	Total	622	26	4.18	25									
Haddon Twp Dist 13	Total	326	23	7.06	19									
Haddon Twp Dist 14	Total	352	42	11.93	38	1								
Haddon Twp Dist 15	Total	367	43	11.72	41									
Haddon Twp Mail-In Ballot	Total	0	937	0.00	850	4								
Haddon Twp Provisional	Total	0	50	0.00	44									
Haddon Twp Emergency Ballots	Total	0	0	0.00										
<b>Haddon Twp</b>	<b>Total</b>	<b>6131</b>	<b>1409</b>	<b>22.98</b>	<b>1269</b>	<b>9</b>								
Haddonfield Dist 1	Total	524	11	2.10	10									
Haddonfield Dist 2	Total	698	21	3.01	15									
Haddonfield Dist 3	Total	467	24	5.14	18									
Haddonfield Dist 4	Total	271	10	3.69	6									
Haddonfield Dist 5	Total	229	3	1.31	3									
Haddonfield Dist 6	Total	444	16	3.60	15									
Haddonfield Dist 7	Total	485	13	2.68	13									
Haddonfield Dist 8	Total	504	27	5.36	23									
Haddonfield Dist 9	Total	558	25	4.48	24									
Haddonfield Dist 10	Total	356	15	4.21	11									
Haddonfield Mail-In Ballot	Total	0	831	0.00	731	6								
Haddonfield Provisional	Total	0	45	0.00	41									
Haddonfield Emergency Ballots	Total	0	0	0.00										
<b>Haddonfield Borough</b>	<b>Total</b>	<b>4536</b>	<b>1041</b>	<b>22.95</b>	<b>910</b>	<b>6</b>								
Hi-Nella Dist 1	Total	342	21	6.14	18									
Hi Nella Mail-In Ballot	Total	0	41	0.00	36									
Hi Nella Provisional	Total	0	1	0.00										
Hi Nella Emergency Ballots	Total	0	0	0.00										
<b>Hi-Nella Borough</b>	<b>Total</b>	<b>342</b>	<b>63</b>	<b>18.42</b>	<b>54</b>									
Merchantville Dist 1	Total	635	88	13.86	77	1								
Merchantville Dist 2	Total	397	68	17.13	59									
Merchantville Dist 3	Total	407	47	11.55	38	1								
Merchantville Mail-In Ballot	Total	0	282	0.00	249									
Merchantville Provisional	Total	0	21	0.00	18									
Merchantville Emergency Ballots	Total	0	0	0.00										
<b>Merchantville Borough</b>	<b>Total</b>	<b>1439</b>	<b>506</b>	<b>35.16</b>	<b>441</b>	<b>2</b>								

**State Senate 6th District - DEM**

		Registered	Ballots Cast	Turnout (%)	James BEACH	Write-In								
Oaklyn Dist 1	Total	406	34	8.37	31									
Oaklyn Dist 2	Total	441	38	8.62	36									
Oaklyn Dist 3	Total	375	26	6.93	22									
Oaklyn Dist 4	Total	368	23	6.25	23									
Oaklyn Mail-In Ballot	Total	0	211	0.00	198									
Oaklyn Provisional	Total	0	8	0.00	6									
Oaklyn Emergency Ballots	Total	0	0	0.00										
<b>Oaklyn Borough</b>	<b>Total</b>	<b>1590</b>	<b>340</b>	<b>21.38</b>	<b>316</b>									
Pennsauken Dist 1	Total	613	46	7.50	41									
Pennsauken Dist 2	Total	987	86	8.71	80									
Pennsauken Dist 3	Total	547	52	9.51	46									
Pennsauken Dist 4	Total	853	49	5.74	46									
Pennsauken Dist 5	Total	401	36	8.98	35									
Pennsauken Dist 6	Total	661	40	6.05	32									
Pennsauken Dist 7	Total	733	41	5.59	39									
Pennsauken Dist 8	Total	539	46	8.53	41									
Pennsauken Dist 9	Total	499	40	8.02	37									
Pennsauken Dist 10	Total	514	55	10.70	51									
Pennsauken Dist 11	Total	516	49	9.50	41									
Pennsauken Dist 12	Total	496	48	9.68	40	1								
Pennsauken Dist 13	Total	442	25	5.66	19	2								
Pennsauken Dist 14	Total	691	73	10.56	64									
Pennsauken Dist 15	Total	784	50	6.38	40									
Pennsauken Dist 16	Total	479	44	9.19	37									
Pennsauken Dist 17	Total	792	56	7.07	51									
Pennsauken Dist 18	Total	747	37	4.95	27									
Pennsauken Dist 19	Total	410	30	7.32	29									
Pennsauken Dist 20	Total	510	59	11.57	49									
Pennsauken Dist 21	Total	461	41	8.89	32									
Pennsauken Dist 22	Total	511	66	12.92	63									
Pennsauken Dist 23	Total	456	28	6.14	25									
Pennsauken Dist 24	Total	383	26	6.79	23									
Pennsauken Mail-In Ballot	Total	0	1502	0.00	1406	2								
Pennsauken Provisional	Total	0	75	0.00	67									
Pennsauken Emergency Ballots	Total	0	0	0.00										
<b>Pennsauken Twp</b>	<b>Total</b>	<b>14025</b>	<b>2700</b>	<b>19.25</b>	<b>2461</b>	<b>5</b>								
Somerdale Dist 1	Total	804	62	7.71	49	1								
Somerdale Dist 2	Total	434	34	7.83	28									
Somerdale Dist 3	Total	485	55	11.34	51									
Somerdale Dist 4	Total	488	42	8.61	34									
Somerdale Mail-In Ballot	Total	0	280	0.00	257	1								
Somerdale Provisional	Total	0	27	0.00	25									
Somerdale Emergency Ballots	Total	0	0	0.00										



**State Senate 6th District - DEM**

		Registered	Ballots Cast	Turnout (%)	James BEACH	Write-In								
Somerdale Borough	Total	2211	500	22.61	444	2								
Stratford Dist 1	Total	231	24	10.39	21									
Stratford Dist 2	Total	388	15	3.87	12									
Stratford Dist 3	Total	422	30	7.11	29									
Stratford Dist 4	Total	455	19	4.18	18									
Stratford Dist 5	Total	377	11	2.92	9									
Stratford Dist 6	Total	381	33	8.66	27									
Stratford Mail-In Ballot	Total	0	346	0.00	319	1								
Stratford Provisional	Total	0	10	0.00	10									
Stratford Emergency Ballots	Total	0	0	0.00										
Stratford Borough	Total	2254	488	21.65	445	1								
Tavistock Dist 1	Total	3	0	0.00										
Tavistock Mail-In Ballot	Total	0	2	0.00	2									
Tavistock Provisional	Total	0	0	0.00										
Tavistock Emergency Ballots	Total	0	0	0.00										
Tavistock Borough	Total	3	2	66.67	2									
Voorhees Dist 1	Total	769	43	5.59	39									
Voorhees Dist 2	Total	640	41	6.41	37									
Voorhees Dist 3	Total	570	16	2.81	15									
Voorhees Dist 4	Total	684	35	5.12	31									
Voorhees Dist 5	Total	706	51	7.22	50									
Voorhees Dist 6	Total	508	12	2.36	12									
Voorhees Dist 7	Total	335	12	3.58	12									
Voorhees Dist 8	Total	848	32	3.77	32									
Voorhees Dist 9	Total	619	19	3.07	19									
Voorhees Dist 10	Total	504	27	5.36	23	1								
Voorhees Dist 11	Total	432	13	3.01	12									
Voorhees Dist 12	Total	460	23	5.00	19	1								
Voorhees Dist 13	Total	691	23	3.33	23									
Voorhees Dist 14	Total	462	17	3.68	16									
Voorhees Dist 15	Total	531	22	4.14	22									
Voorhees Dist 16	Total	343	10	2.92	7									
Voorhees Dist 17	Total	391	17	4.35	13									
Voorhees Dist 18	Total	523	22	4.21	21									
Voorhees Dist 19	Total	518	15	2.90	14									
Voorhees Mail-In Ballot	Total	0	1729	0.00	1633	3								
Voorhees Provisional	Total	0	83	0.00	74									
Voorhees Emergency Ballots	Total	0	0	0.00										
Voorhees Twp	Total	10534	2262	21.47	2124	5								
Total - TC-Emergency		79930	0	0.00										
Total - TC-Machine		79930	5009	6.27	4409	29								

**State Senate 6th District - DEM**

	Registered	Ballots Cast	Turnout (%)	James BEACH	Write-In								
Total - TC-Mail-In Ballot	79930	13016	16.28	12002	38								
Total - TC-Provisional	79930	687	0.86	624	1								
Total - TC-Rejected Ballots	79930	0	0.00										
Contest Total	79930	18712	23.41	17035	68								

**State Senate 8th District - DEM**

		Registered	Ballots Cast	Turnout (%)	Dawn Marie ADDIEGO	Write-In								
Berlin Boro Dist 1	Total	346	19	5.49	15									
Berlin Boro Dist 2	Total	449	13	2.90	10									
Berlin Boro Dist 3	Total	523	26	4.97	21									
Berlin Boro Dist 4	Total	436	22	5.05	20									
Berlin Boro Dist 5	Total	247	17	6.88	15									
Berlin Boro Mail-In Ballot	Total	0	66	0.00	65									
Berlin Boro Provisional	Total	0	16	0.00	16									
Berlin Boro Emergency Ballots	Total	0	0	0.00										
<b>Berlin Borough</b>	<b>Total</b>	<b>2001</b>	<b>179</b>	<b>8.95</b>	<b>162</b>									
Pine Hill Dist 1	Total	633	40	6.32	33									
Pine Hill Dist 2	Total	542	24	4.43	23									
Pine Hill Dist 3	Total	618	39	6.31	34									
Pine Hill Dist 4	Total	814	42	5.16	38									
Pine Hill Dist 5	Total	606	40	6.60	35									
Pine Hill Dist 6	Total	529	19	3.59	15									
Pine Hill Mail-In Ballot	Total	0	441	0.00	408									
Pine Hill Provisional	Total	0	23	0.00	21									
Pine Hill Emergency Ballots	Total	0	0	0.00										
<b>Pine Hill Borough</b>	<b>Total</b>	<b>3742</b>	<b>668</b>	<b>17.85</b>	<b>607</b>									
Pine Valley Dist 1	Total	4	0	0.00										
Pine Valley Mail-In Ballot	Total	0	2	0.00	2									
Pine Valley Provisional	Total	0	0	0.00										
Pine Valley Emergency Ballots	Total	0	0	0.00										
<b>Pine Valley Borough</b>	<b>Total</b>	<b>4</b>	<b>2</b>	<b>50.00</b>	<b>2</b>									
Waterford Dist 1	Total	396	24	6.06	15	1								
Waterford Dist 2	Total	526	41	7.79	30	1								
Waterford Dist 3	Total	348	17	4.89	12									
Waterford Dist 4	Total	335	15	4.48	13									
Waterford Dist 5	Total	397	19	4.79	18									
Waterford Dist 6	Total	202	9	4.46	7									
Waterford Dist 7	Total	383	21	5.48	15									
Waterford Dist 8	Total	233	11	4.72	9									
Waterford Mail-In Ballot	Total	0	397	0.00	360	1								
Waterford Provisional	Total	0	20	0.00	19									
Waterford Emergency Ballots	Total	0	0	0.00										
<b>Waterford Twp</b>	<b>Total</b>	<b>2820</b>	<b>574</b>	<b>20.35</b>	<b>498</b>	<b>3</b>								
Total - TC-Emergency		8567	0	0.00										

**State Senate 8th District - DEM**

	Registered	Ballots Cast	Turnout (%)	Dawn Marie ADDIEGO	Write-In								
Total - TC-Machine	8567	458	5.35	378	2								
Total - TC-Mail-In Ballot	8567	906	10.58	835	1								
Total - TC-Provisional	8567	59	0.69	56									
Total - TC-Rejected Ballots	8567	0	0.00										
Contest Total	8567	1423	16.61	1269	3								

**General Assembly 4th District - DEM**

		Registered	Ballots Cast	Turnout (%)	Paul D. MORIARTY	Gabriela M. MOSQUERA	Write-In							
Chesilhurst Dist 1	Total	671	57	8.49	43	48								
Chesilhurst Mail-In Ballot	Total	0	98	0.00	90	90								
Chesilhurst Provisional	Total	0	6	0.00	6	5								
Chesilhurst Emergency Ballots	Total	0	0	0.00										
<b>Chesilhurst Borough</b>	<b>Total</b>	<b>671</b>	<b>161</b>	<b>23.99</b>	<b>139</b>	<b>143</b>								
Clementon Dist 1	Total	513	36	7.02	32	33	1							
Clementon Dist 2	Total	451	51	11.31	46	45								
Clementon Dist 3	Total	662	42	6.34	38	36								
Clementon Mail-In Ballot	Total	0	233	0.00	208	208	2							
Clementon Provisional	Total	0	6	0.00	5	5								
Clementon Emergency Ballots	Total	0	0	0.00										
<b>Clementon Borough</b>	<b>Total</b>	<b>1626</b>	<b>368</b>	<b>22.63</b>	<b>329</b>	<b>327</b>	<b>3</b>							
Gloucester Twp Dist 1	Total	309	20	6.47	16	15								
Gloucester Twp Dist 2	Total	376	13	3.46	10	8								
Gloucester Twp Dist 3	Total	335	10	2.99	6	6								
Gloucester Twp Dist 4	Total	464	31	6.68	28	23								
Gloucester Twp Dist 5	Total	656	16	2.44	4	3	3							
Gloucester Twp Dist 6	Total	715	35	4.90	29	26								
Gloucester Twp Dist 7	Total	503	51	10.14	46	46								
Gloucester Twp Dist 8	Total	650	43	6.62	36	37	1							
Gloucester Twp Dist 9	Total	583	33	5.66	30	29								
Gloucester Twp Dist 10	Total	430	25	5.81	20	20								
Gloucester Twp Dist 11	Total	466	27	5.79	23	20								
Gloucester Twp Dist 12	Total	573	34	5.93	29	29								
Gloucester Twp Dist 13	Total	827	28	3.39	25	26								
Gloucester Twp Dist 14	Total	754	50	6.63	43	40								
Gloucester Twp Dist 15	Total	658	37	5.62	33	32								
Gloucester Twp Dist 16	Total	461	30	6.51	26	26	2							
Gloucester Twp Dist 17	Total	1168	49	4.20	43	44								
Gloucester Twp Dist 18	Total	809	56	6.92	50	49								
Gloucester Twp Dist 19	Total	701	44	6.28	39	38								
Gloucester Twp Dist 20	Total	646	44	6.81	38	39								
Gloucester Twp Dist 21	Total	329	22	6.69	19	19								
Gloucester Twp Dist 22	Total	476	17	3.57	13	13								
Gloucester Twp Dist 23	Total	754	50	6.63	48	47								
Gloucester Twp Dist 24	Total	553	30	5.42	26	23								
Gloucester Twp Dist 25	Total	494	45	9.11	36	35								
Gloucester Twp Dist 26	Total	411	17	4.14	14	14								
Gloucester Twp Dist 27	Total	451	26	5.76	24	18								
Gloucester Twp Dist 28	Total	638	35	5.49	29	28								
Gloucester Twp Dist 29	Total	654	45	6.88	43	40								

**General Assembly 4th District - DEM**

		Registered	Ballots Cast	Turnout (%)	Paul D. MORIARTY	Gabriela M. MOSQUERA	Write-In							
Gloucester Twp Dist 30	Total	639	44	6.89	36	35								
Gloucester Twp Dist 31	Total	433	21	4.85	17	18	2							
Gloucester Twp Dist 32	Total	633	43	6.79	40	40	2							
Gloucester Twp Dist 33	Total	750	55	7.33	53	53								
Gloucester Twp Dist 34	Total	520	24	4.62	19	18								
Gloucester Twp Dist 35	Total	883	57	6.46	50	48								
Gloucester Twp Dist 36	Total	477	35	7.34	32	33								
Gloucester Twp Dist 37	Total	357	31	8.68	29	27								
Gloucester Twp Dist 38	Total	384	21	5.47	17	15								
Gloucester Twp Dist 39	Total	308	12	3.90	10	9								
Gloucester Twp Dist 40	Total	573	22	3.84	21	22								
Gloucester Twp Mail-In Ballot	Total	0	2744	0.00	2542	2512	14							
Gloucester Twp Provisional	Total	0	142	0.00	132	132								
Gloucester Twp Emergency Ballots	Total	0	0	0.00										
<b>Gloucester Twp</b>	<b>Total</b>	<b>22801</b>	<b>4214</b>	<b>18.48</b>	<b>3824</b>	<b>3755</b>	<b>24</b>							
Laurel Springs Dist 1	Total	377	22	5.84	20	17								
Laurel Springs Dist 2	Total	292	20	6.85	19	19								
Laurel Springs Mail-In Ballot	Total	0	78	0.00	70	74								
Laurel Springs Provisional	Total	0	5	0.00	4	5								
Laurel Springs Emergency Ballots	Total	0	0	0.00										
<b>Laurel Springs Borough</b>	<b>Total</b>	<b>669</b>	<b>125</b>	<b>18.68</b>	<b>113</b>	<b>115</b>								
Lindenwold Dist 1	Total	678	50	7.37	39	39	2							
Lindenwold Dist 2	Total	651	47	7.22	43	43								
Lindenwold Dist 3	Total	536	69	12.87	65	64								
Lindenwold Dist 4	Total	955	83	8.69	75	78								
Lindenwold Dist 5	Total	726	37	5.10	32	34								
Lindenwold Dist 6	Total	862	88	10.21	81	81								
Lindenwold Dist 7	Total	525	22	4.19	20	18								
Lindenwold Dist 8	Total	852	46	5.40	40	41								
Lindenwold Dist 9	Total	503	49	9.74	45	44								
Lindenwold Mail-In Ballot	Total	0	690	0.00	644	640								
Lindenwold Provisional	Total	0	59	0.00	50	50								
Lindenwold Emergency Ballots	Total	0	0	0.00										
<b>Lindenwold Borough</b>	<b>Total</b>	<b>6288</b>	<b>1240</b>	<b>19.72</b>	<b>1134</b>	<b>1132</b>	<b>2</b>							
Winslow W1 D1	Total	405	18	4.44	15	16								
Winslow W1 D2	Total	439	17	3.87	14	12								
Winslow W1 D3	Total	301	15	4.98	14	13								
Winslow W1 D4	Total	630	44	6.98	39	37								

**General Assembly 4th District - DEM**

		Registered	Ballots Cast	Turnout (%)	Paul D. MORIARTY	Gabriela M. MOSQUERA	Write-In							
Winslow W1 D5	Total	520	25	4.81	24	20								
Winslow W1 D6	Total	427	33	7.73	29	28								
Winslow Ward 1 Mail-In Ballot	Total	0	411	0.00	365	365								
Winslow Ward 1 Provisional	Total	0	17	0.00	14	15								
Winslow W1 Emergency Ballots	Total	0	0	0.00										
Winslow W2 D1	Total	1053	69	6.55	63	64								
Winslow W2 D2	Total	487	35	7.19	26	24								
Winslow W2 D3	Total	802	56	6.98	51	47								
Winslow W2 D4	Total	615	54	8.78	50	49								
Winslow W2 D5	Total	337	36	10.68	28	28								
Winslow W2 D6	Total	718	52	7.24	47	47								
Winslow Ward 2 Mail-In Ballot	Total	0	478	0.00	444	442	2							
Winslow Ward 2 Provisional	Total	0	19	0.00	18	18								
Winslow W2 Mail-In Ballot Rejected	Total	0	0	0.00										
Winslow W2 Provisional Rejected	Total	0	0	0.00										
Winslow W2 Emergency Ballots	Total	0	0	0.00										
Winslow W3 D1	Total	1038	80	7.71	77	74	1							
Winslow W3 D2	Total	1020	65	6.37	57	55								
Winslow W3 D3	Total	847	45	5.31	39	39								
Winslow W3 D4	Total	830	53	6.39	48	44								
Winslow W3 D5	Total	967	97	10.03	91	88								
Winslow Ward 3 Mail-In Ballot	Total	0	542	0.00	517	513								
Winslow Ward 3 Provisional	Total	0	41	0.00	40	39								
Winslow W3 Mail-In Ballot Rejected	Total	0	0	0.00										
Winslow W3 Provisional Rejected	Total	0	0	0.00										
Winslow W3 Emergency Ballots	Total	0	0	0.00										
Winslow W4 D1	Total	399	43	10.78	37	33								
Winslow W4 D2	Total	1044	76	7.28	68	66								
Winslow W4 D3	Total	1087	83	7.64	77	73								
Winslow W4 D4	Total	738	60	8.13	52	49								
Winslow W4 D5	Total	958	67	6.99	62	58								
Winslow Ward 4 Mail-In Ballot	Total	0	511	0.00	485	483	4							
Winslow Ward 4 Provisional	Total	0	33	0.00	32	28								
Winslow W4 Mail-In Ballot Rejected	Total	0	0	0.00										
Winslow W4 Provisional Rejected	Total	0	0	0.00										
Winslow W4 Emergency Ballots	Total	0	0	0.00										
Winslow Twp	Total	15662	3175	20.27	2923	2867	7							
Total - TC-Emergency		47717	0	0.00										

**General Assembly 4th District - DEM**

		Registered	Ballots Cast	Turnout (%)	Paul D. MORIARTY	Gabriela M. MOSQUERA	Write-In							
Total - TC-Machine		47717	3170	6.64	2796	2715	14							
Total - TC-Mail-In Ballot		47717	5785	12.12	5365	5327	22							
Total - TC-Provisional		47717	328	0.69	301	297								
Total - TC-Rejected Ballots		47717	0	0.00										
Contest Total		47717	9283	19.45	8462	8339	36							



**General Assembly 5th District - DEM**

		Registered	Ballots Cast	Turnout (%)	William F. MOEN, JR.	William W. SPEARMAN	Write-In						
Audubon Boro Dist 1	Total	401	28	6.98	23	25							
Audubon Boro Dist 2	Total	267	16	5.99	11	9							
Audubon Boro Dist 3	Total	498	26	5.22	24	23							
Audubon Boro Dist 4	Total	285	9	3.16	8	8							
Audubon Boro Dist 5	Total	447	18	4.03	16	15							
Audubon Boro Dist 6	Total	488	21	4.30	20	20							
Audubon Boro Dist 7	Total	317	17	5.36	12	12							
Audubon Boro Dist 8	Total	415	12	2.89	11	11							
Audubon Boro Mail-In Ballot	Total	0	433	0.00	397	398	1						
Audubon Boro Provisional	Total	0	27	0.00	25	25							
Audubon Boro Emergency Ballots	Total	0	0	0.00									
<b>Audubon Borough</b>	<b>Total</b>	<b>3118</b>	<b>607</b>	<b>19.47</b>	<b>547</b>	<b>546</b>	<b>1</b>						
Audubon Park Dist 1	Total	454	47	10.35	37	33							
Audubon Park Mail-In Ballot	Total	0	51	0.00	47	46							
Audubon Park Provisional	Total	0	3	0.00	2	1							
Audubon Park Emergency Ballots	Total	0	0	0.00									
<b>Audubon Park Borough</b>	<b>Total</b>	<b>454</b>	<b>101</b>	<b>22.25</b>	<b>86</b>	<b>80</b>							
Barrington Dist 1	Total	515	30	5.83	28	26							
Barrington Dist 2	Total	425	26	6.12	24	22							
Barrington Dist 3	Total	485	24	4.95	18	15							
Barrington Dist 4	Total	680	32	4.71	25	25							
Barrington Dist 5	Total	245	13	5.31	13	13							
Barrington Mail-In Ballot	Total	0	346	0.00	313	319							
Barrington Provisional	Total	0	10	0.00	8	8							
Barrington Emergency Ballots	Total	0	0	0.00									
<b>Barrington Borough</b>	<b>Total</b>	<b>2350</b>	<b>481</b>	<b>20.47</b>	<b>429</b>	<b>428</b>							
Bellmawr Dist 1	Total	701	104	14.84	63	54							
Bellmawr Dist 2	Total	658	77	11.70	48	46							
Bellmawr Dist 3	Total	574	61	10.63	44	41							
Bellmawr Dist 4	Total	561	115	20.50	67	57							
Bellmawr Dist 5	Total	474	34	7.17	24	23							
Bellmawr Dist 6	Total	612	37	6.05	21	20							
Bellmawr Dist 7	Total	457	45	9.85	34	33							
Bellmawr Mail-In Ballot	Total	0	566	0.00	493	487	4						
Bellmawr Provisional	Total	0	39	0.00	25	24							
Bellmawr Emergency Ballots	Total	0	0	0.00									
<b>Bellmawr Borough</b>	<b>Total</b>	<b>4037</b>	<b>1078</b>	<b>26.70</b>	<b>819</b>	<b>785</b>	<b>4</b>						

**General Assembly 5th District - DEM**

		Registered	Ballots Cast	Turnout (%)	William F. MOEN, JR.	William W. SPEARMAN	Write-In							
Brooklawn Dist 1	Total	589	46	7.81	39	39								
Brooklawn Mail-In Ballot	Total	0	61	0.00	57	56								
Brooklawn Provisional	Total	0	2	0.00	1	1								
Brooklawn Emergency Ballots	Total	0	0	0.00										
Brooklawn Borough	Total	589	109	18.51	97	96								
Camden City W1 D1	Total	362	30	8.29	19	21								
Camden City W1 D2	Total	813	79	9.72	51	51								
Camden City W1 D3	Total	684	79	11.55	53	56								
Camden City W1 D4	Total	520	47	9.04	33	36								
Camden City W1 D5	Total	722	68	9.42	47	44	2							
Camden City W1 D6	Total	783	69	8.81	45	45								
Camden City W1 D7	Total	493	21	4.26	10	10								
Camden City W1 D8	Total	608	99	16.28	66	66								
Camden City W1 D9	Total	822	80	9.73	48	47								
Camden City W1 D10	Total	602	52	8.64	32	35								
Camden City Ward 1 Mail-In Ballot	Total	0	494	0.00	425	441								
Camden City Ward 1 Provisional	Total	0	67	0.00	48	47								
Camden City W1 Emergency Ballots	Total	0	0	0.00										
Camden City W2 D1	Total	436	53	12.16	27	34								
Camden City W2 D2	Total	612	97	15.85	57	67	3							
Camden City W2 D3	Total	716	161	22.49	104	111								
Camden City W2 D4	Total	418	32	7.66	17	15	2							
Camden City W2 D5	Total	492	50	10.16	29	29								
Camden City W2 D6	Total	920	75	8.15	50	54								
Camden City W2 D7	Total	706	100	14.16	65	67	2							
Camden City W2 D8	Total	951	96	10.09	55	58	2							
Camden City W2 D9	Total	1011	98	9.69	54	58								
Camden City W2 D10	Total	471	33	7.01	16	21								
Camden City W2 D11	Total	448	77	17.19	45	44								
Camden City Ward 2 Mail-In Ballot	Total	0	588	0.00	494	510	2							
Camden City Ward 2 Provisional	Total	0	85	0.00	56	58								
Camden City W2 Emergency Ballots	Total	0	0	0.00										
Camden City W3 D1	Total	520	34	6.54	23	24								
Camden City W3 D2	Total	749	70	9.35	53	54								
Camden City W3 D3	Total	573	57	9.95	34	36								
Camden City W3 D4	Total	625	35	5.60	26	26								
Camden City W3 D5	Total	536	34	6.34	22	22								
Camden City W3 D6	Total	678	74	10.91	49	48	2							
Camden City W3 D7	Total	635	64	10.08	35	36								
Camden City W3 D8	Total	691	59	8.54	33	30								

**General Assembly 5th District - DEM**

		Registered	Ballots Cast	Turnout (%)	William F. MOEN, JR.	William W. SPEARMAN	Write-In							
Camden City W3 D9	Total	775	66	8.52	45	44								
Camden City Ward 3 Mail-In Ballot	Total	0	427	0.00	360	368								
Camden City Ward 3 Provisional	Total	0	60	0.00	40	37								
Camden City W3 Emergency Ballots	Total	0	0	0.00										
Camden City W4 D1	Total	547	68	12.43	45	48								
Camden City W4 D2	Total	583	51	8.75	29	27								
Camden City W4 D3	Total	634	84	13.25	43	41								
Camden City W4 D4	Total	699	99	14.16	55	57								
Camden City W4 D5	Total	535	49	9.16	30	26								
Camden City W4 D6	Total	622	36	5.79	30	28								
Camden City W4 D7	Total	585	50	8.55	36	36								
Camden City W4 D8	Total	603	48	7.96	35	37								
Camden City W4 D9	Total	615	73	11.87	51	51								
Camden City W4 D10	Total	603	50	8.29	40	42								
Camden City Ward 4 Provisional	Total	0	52	0.00	35	35								
Camden City W4 Emergency Ballots	Total	0	377	0.00	327	318	1							
Camden City	Total	25398	4747	18.69	3422	3496	16							
Gloucester City W1 D1	Total	422	15	3.55	12	11								
Gloucester City W1 D2	Total	410	15	3.66	12	12								
Gloucester City W1 D3	Total	305	39	12.79	31	28								
Gloucester City Ward 1 Mail-In Ballot	Total	0	105	0.00	100	98								
Gloucester City Ward 1 Provisional	Total	0	13	0.00	10	10								
Gloucester City W1 Emergency Ballots	Total	0	0	0.00										
Gloucester City W2 D1	Total	333	18	5.41	14	13								
Gloucester City W2 D2	Total	428	26	6.07	20	20								
Gloucester City W2 D3	Total	488	35	7.17	27	25								
Gloucester City Ward 2 Mail-In Ballot	Total	0	169	0.00	160	158								
Gloucester City Ward 2 Provisional	Total	0	2	0.00	2	2								
Gloucester City W2 Emergency Ballots	Total	0	0	0.00										
Gloucester City W3 D1	Total	518	24	4.63	21	18								
Gloucester City W3 D2	Total	514	17	3.31	13	10								
Gloucester City Ward 3 Mail-In Ballot	Total	0	142	0.00	128	128								
Gloucester City Ward 3 Provisional	Total	0	3	0.00	2									
Gloucester City W3 Emergency Ballots	Total	0	0	0.00										

**General Assembly 5th District - DEM**

		Registered	Ballots Cast	Turnout (%)	William F. MOEN, JR.	William W. SPEARMAN	Write-In							
Gloucester City	Total	3418	623	18.23	552	533								
Haddon Heights Dist 1	Total	348	18	5.17	16	16								
Haddon Heights Dist 2	Total	352	18	5.11	17	17								
Haddon Heights Dist 3	Total	457	38	8.32	32	33								
Haddon Heights Dist 4	Total	314	29	9.24	26	25								
Haddon Heights Dist 5	Total	449	25	5.57	22	22								
Haddon Heights Dist 6	Total	468	19	4.06	18	18								
Haddon Heights Dist 7	Total	433	22	5.08	18	18	2							
Haddon Heights Mail-In Ballot	Total	0	532	0.00	498	499								
Haddon Heights Provisional	Total	0	31	0.00	31	31								
Haddon Heights Emergency Ballots	Total	0	0	0.00										
Haddon Heights Borough	Total	2821	732	25.95	678	679	2							
Lawnside Dist 1	Total	895	124	13.85	107	107								
Lawnside Dist 2	Total	913	109	11.94	99	98								
Lawnside Mail-In Ballot	Total	0	241	0.00	209	213								
Lawnside Provisional	Total	0	20	0.00	19	20								
Lawnside Emergency Ballots	Total	0	0	0.00										
Lawnside Borough	Total	1808	494	27.32	434	438								
Magnolia Dist 1	Total	469	34	7.25	27	24								
Magnolia Dist 2	Total	331	24	7.25	22	22								
Magnolia Dist 3	Total	381	24	6.30	19	20								
Magnolia Dist 4	Total	427	39	9.13	35	33								
Magnolia Mail-In Ballot	Total	0	202	0.00	186	185	2							
Magnolia Provisional	Total	0	11	0.00	11	10								
Magnolia Emergency Ballots	Total	0	0	0.00										
Magnolia Borough	Total	1608	334	20.77	300	294	2							
Mt Ephraim Dist 1	Total	368	36	9.78	28	29								
Mt Ephraim Dist 2	Total	445	31	6.97	25	23								
Mt Ephraim Dist 3	Total	395	26	6.58	17	19	2							
Mt Ephraim Dist 4	Total	414	32	7.73	25	23								
Mt. Ephraim Mail-In Ballot	Total	0	228	0.00	210	210								
Mt. Ephraim Provisional	Total	0	11	0.00	10	10								
Mt. Ephraim Emergency Ballots	Total	0	0	0.00										
Mount Ephraim Borough	Total	1622	364	22.44	315	314	2							

**General Assembly 5th District - DEM**

		Registered	Ballots Cast	Turnout (%)	William F. MOEN, JR.	William W. SPEARMAN	Write-In						
Runnemede Dist 1	Total	374	47	12.57	34	29							
Runnemede Dist 2	Total	560	65	11.61	53	50	1						
Runnemede Dist 3	Total	357	34	9.52	25	21	1						
Runnemede Dist 4	Total	506	79	15.61	50	45	2						
Runnemede Dist 5	Total	714	83	11.62	54	51							
Runnemede Dist 6	Total	561	94	16.76	59	49							
Runnemede Mail-In Ballot	Total	0	496	0.00	448	431	2						
Runnemede Provisional	Total	0	39	0.00	24	21							
Runnemede Emergency Ballots	Total	0	0	0.00									
Runnemede Borough	Total	3072	937	30.50	747	697	6						
Woodlynne Dist 1	Total	552	36	6.52	28	25	2						
Woodlynne Dist 2	Total	434	23	5.30	19	19							
Woodlynne Mail-In Ballot	Total	0	47	0.00	43	43							
Woodlynne Provisional	Total	0	4	0.00	4	4							
Woodlynne Emergency Ballots	Total	0	0	0.00									
Woodlynne Borough	Total	986	110	11.16	94	91	2						
Total - TC-Emergency		51281	377	0.74	327	318	1						
Total - TC-Machine		51281	4733	9.23	3272	3225	23						
Total - TC-Mail-In Ballot		51281	5128	10.00	4568	4590	11						
Total - TC-Provisional		51281	479	0.93	353	344							
Total - TC-Rejected Ballots		51281	0	0.00									
Contest Total		51281	10717	20.90	8520	8477	35						

**General Assembly 6th District - DEM**

		Registered	Ballots Cast	Turnout (%)	Louis D. GREENWALD	Pamela R. LAMPITT	Write-In						
Berlin Twp Dist 1	Total	818	52	6.36	40	42							
Berlin Twp Dist 2	Total	332	30	9.04	28	26							
Berlin Twp Dist 3	Total	266	15	5.64	13	13							
Berlin Twp Dist 4	Total	582	23	3.95	16	14							
Berlin Twp Mail-In Ballot	Total	0	420	0.00	398	397	3						
Berlin Twp Provisional	Total	0	13	0.00	13	13							
Berlin Twp Emergency Ballots	Total	0	0	0.00									
Berlin Township	Total	1998	553	27.68	508	505	3						
Cherry Hill Dist 1	Total	523	31	5.93	28	25							
Cherry Hill Dist 2	Total	608	37	6.09	30	29							
Cherry Hill Dist 3	Total	509	24	4.72	20	20							
Cherry Hill Dist 4	Total	611	24	3.93	24	24							
Cherry Hill Dist 5	Total	591	46	7.78	39	38							
Cherry Hill Dist 6	Total	428	26	6.07	20	17							
Cherry Hill Dist 7	Total	543	20	3.68	20	18							
Cherry Hill Dist 8	Total	487	36	7.39	33	35	2						
Cherry Hill Dist 9	Total	925	47	5.08	44	42							
Cherry Hill Dist 10	Total	348	18	5.17	17	17							
Cherry Hill Dist 11	Total	578	36	6.23	32	33	1						
Cherry Hill Dist 12	Total	628	45	7.17	41	40							
Cherry Hill Dist 13	Total	441	20	4.54	17	16							
Cherry Hill Dist 14	Total	420	17	4.05	15	16							
Cherry Hill Dist 15	Total	619	15	2.42	14	14							
Cherry Hill Dist 16	Total	434	15	3.46	14	14							
Cherry Hill Dist 17	Total	632	29	4.59	27	26							
Cherry Hill Dist 18	Total	456	10	2.19	9	9							
Cherry Hill Dist 19	Total	558	33	5.91	27	26							
Cherry Hill Dist 20	Total	1048	65	6.20	63	63							
Cherry Hill Dist 21	Total	621	46	7.41	43	40							
Cherry Hill Dist 22	Total	476	21	4.41	20	20							
Cherry Hill Dist 23	Total	705	40	5.67	36	34							
Cherry Hill Dist 24	Total	592	18	3.04	18	18							
Cherry Hill Dist 25	Total	487	37	7.60	30	32							
Cherry Hill Dist 26	Total	775	39	5.03	38	37							
Cherry Hill Dist 27	Total	585	15	2.56	13	14							
Cherry Hill Dist 28	Total	694	35	5.04	35	33							
Cherry Hill Dist 29	Total	692	34	4.91	30	30							
Cherry Hill Dist 30	Total	438	14	3.20	14	14							
Cherry Hill Dist 31	Total	820	45	5.49	35	33	2						
Cherry Hill Dist 32	Total	388	19	4.90	18	16							
Cherry Hill Dist 33	Total	639	22	3.44	22	21							
Cherry Hill Dist 34	Total	572	15	2.62	15	15							
Cherry Hill Dist 35	Total	480	20	4.17	16	17	1						
Cherry Hill Dist 36	Total	619	6	0.97	4	4							
Cherry Hill Dist 37	Total	554	22	3.97	21	20							

**General Assembly 6th District - DEM**

		Registered	Ballots Cast	Turnout (%)	Louis D. GREENWALD	Pamela R. LAMPITT	Write-In						
Cherry Hill Dist 38	Total	510	20	3.92	19	19							
Cherry Hill Dist 39	Total	662	16	2.42	14	13							
Cherry Hill Dist 40	Total	478	12	2.51	12	12							
Cherry Hill Dist 41	Total	444	17	3.83	16	16							
Cherry Hill Dist 42	Total	328	19	5.79	18	18							
Cherry Hill Dist 43	Total	447	15	3.36	14	11	1						
Cherry Hill Dist 44	Total	696	17	2.44	16	13							
Cherry Hill Dist 45	Total	986	38	3.85	35	30							
Cherry Hill Dist 46	Total	533	23	4.32	21	20							
Cherry Hill Dist 47	Total	691	47	6.80	44	45							
Cherry Hill Dist 48	Total	330	21	6.36	20	20							
Cherry Hill Mail-In Ballot	Total	0	5208	0.00	4904	4866	16						
Cherry Hill Provisional	Total	0	240	0.00	228	227							
Cherry Hill Emergency Ballots	Total	0	0	0.00									
<b>Cherry Hill Twp</b>	<b>Total</b>	<b>27629</b>	<b>6735</b>	<b>24.38</b>	<b>6303</b>	<b>6230</b>	<b>23</b>						
Collingswood Dist 1	Total	441	58	13.15	49	50							
Collingswood Dist 2	Total	699	83	11.87	72	71							
Collingswood Dist 3	Total	376	40	10.64	38	37	2						
Collingswood Dist 4	Total	539	71	13.17	60	63							
Collingswood Dist 5	Total	633	38	6.00	35	34							
Collingswood Dist 6	Total	438	61	13.93	52	51							
Collingswood Dist 7	Total	589	69	11.71	59	55							
Collingswood Dist 8	Total	494	61	12.35	53	53	3						
Collingswood Dist 9	Total	829	97	11.70	81	82							
Collingswood Dist 10	Total	484	68	14.05	63	61							
Collingswood Dist 11	Total	544	45	8.27	40	40	2						
Collingswood Dist 12	Total	391	46	11.76	38	39							
Collingswood Mail-In Ballot	Total	0	1094	0.00	974	970	15						
Collingswood Provisional	Total	0	107	0.00	98	98	1						
Collingswood Emergency Ballots	Total	0	0	0.00									
<b>Collingswood Borough</b>	<b>Total</b>	<b>6457</b>	<b>1938</b>	<b>30.01</b>	<b>1712</b>	<b>1704</b>	<b>23</b>						
Gibbsboro Dist 1	Total	419	23	5.49	18	20							
Gibbsboro Dist 2	Total	362	12	3.31	10	8							
Gibbsboro Mail-In Ballot	Total	0	133	0.00	123	128							
Gibbsboro Provisional	Total	0	7	0.00	5	5							
Gibbsboro Emergency Ballots	Total	0	0	0.00									
<b>Gibbsboro Borough</b>	<b>Total</b>	<b>781</b>	<b>175</b>	<b>22.41</b>	<b>156</b>	<b>161</b>							
Haddon Twp Dist 1	Total	450	28	6.22	25	25							
Haddon Twp Dist 2	Total	357	31	8.68	25	25							

**General Assembly 6th District - DEM**

		Registered	Ballots Cast	Turnout (%)	Louis D. GREENWALD	Pamela R. LAMPITT	Write-In						
Haddon Twp Dist 3	Total	586	39	6.66	34	31							
Haddon Twp Dist 4	Total	385	23	5.97	21	20							
Haddon Twp Dist 5	Total	289	19	6.57	18	18							
Haddon Twp Dist 6	Total	337	25	7.42	22	23							
Haddon Twp Dist 7	Total	377	31	8.22	29	30							
Haddon Twp Dist 8	Total	501	17	3.39	15	15							
Haddon Twp Dist 9	Total	327	22	6.73	18	19							
Haddon Twp Dist 10	Total	385	27	7.01	24	19	2						
Haddon Twp Dist 11	Total	470	26	5.53	23	21							
Haddon Twp Dist 12	Total	622	26	4.18	25	24							
Haddon Twp Dist 13	Total	326	23	7.06	21	20							
Haddon Twp Dist 14	Total	352	42	11.93	38	37							
Haddon Twp Dist 15	Total	367	43	11.72	40	39							
Haddon Twp Mail-In Ballot	Total	0	937	0.00	858	856	6						
Haddon Twp Provisional	Total	0	50	0.00	44	47							
Haddon Twp Emergency Ballots	Total	0	0	0.00									
<b>Haddon Twp</b>	<b>Total</b>	<b>6131</b>	<b>1409</b>	<b>22.98</b>	<b>1280</b>	<b>1269</b>	<b>8</b>						
Haddonfield Dist 1	Total	524	11	2.10	11	10							
Haddonfield Dist 2	Total	698	21	3.01	15	16							
Haddonfield Dist 3	Total	467	24	5.14	18	16							
Haddonfield Dist 4	Total	271	10	3.69	6	6							
Haddonfield Dist 5	Total	229	3	1.31	3	3							
Haddonfield Dist 6	Total	444	16	3.60	14	14							
Haddonfield Dist 7	Total	485	13	2.68	12	12							
Haddonfield Dist 8	Total	504	27	5.36	22	20							
Haddonfield Dist 9	Total	558	25	4.48	24	23							
Haddonfield Dist 10	Total	356	15	4.21	10	10							
Haddonfield Mail-In Ballot	Total	0	831	0.00	731	734	4						
Haddonfield Provisional	Total	0	45	0.00	41	41							
Haddonfield Emergency Ballots	Total	0	0	0.00									
<b>Haddonfield Borough</b>	<b>Total</b>	<b>4536</b>	<b>1041</b>	<b>22.95</b>	<b>907</b>	<b>905</b>	<b>4</b>						
Hi-Nella Dist 1	Total	342	21	6.14	18	19							
Hi Nella Mail-In Ballot	Total	0	41	0.00	35	34							
Hi Nella Provisional	Total	0	1	0.00									
Hi Nella Emergency Ballots	Total	0	0	0.00									
<b>Hi-Nella Borough</b>	<b>Total</b>	<b>342</b>	<b>63</b>	<b>18.42</b>	<b>53</b>	<b>53</b>							
Merchantville Dist 1	Total	635	88	13.86	76	75							
Merchantville Dist 2	Total	397	68	17.13	59	57							
Merchantville Dist 3	Total	407	47	11.55	38	38	2						



**General Assembly 6th District - DEM**

		Registered	Ballots Cast	Turnout (%)	Louis D. GREENWALD	Pamela R. LAMPITT	Write-In						
Merchantville Mail-In Ballot	Total	0	282	0.00	248	249							
Merchantville Provisional	Total	0	21	0.00	19	19							
Merchantville Emergency Ballots	Total	0	0	0.00									
Merchantville Borough	Total	1439	506	35.16	440	438	2						
Oaklyn Dist 1	Total	406	34	8.37	29	31							
Oaklyn Dist 2	Total	441	38	8.62	33	33							
Oaklyn Dist 3	Total	375	26	6.93	22	22							
Oaklyn Dist 4	Total	368	23	6.25	21	22							
Oaklyn Mail-In Ballot	Total	0	211	0.00	196	194							
Oaklyn Provisional	Total	0	8	0.00	7	7							
Oaklyn Emergency Ballots	Total	0	0	0.00									
Oaklyn Borough	Total	1590	340	21.38	308	309							
Pennsauken Dist 1	Total	613	46	7.50	40	40							
Pennsauken Dist 2	Total	987	86	8.71	78	78							
Pennsauken Dist 3	Total	547	52	9.51	47	43							
Pennsauken Dist 4	Total	853	49	5.74	48	44							
Pennsauken Dist 5	Total	401	36	8.98	35	33							
Pennsauken Dist 6	Total	661	40	6.05	33	32							
Pennsauken Dist 7	Total	733	41	5.59	37	33							
Pennsauken Dist 8	Total	539	46	8.53	44	41							
Pennsauken Dist 9	Total	499	40	8.02	38	35							
Pennsauken Dist 10	Total	514	55	10.70	47	45							
Pennsauken Dist 11	Total	516	49	9.50	42	41							
Pennsauken Dist 12	Total	496	48	9.68	42	40							
Pennsauken Dist 13	Total	442	25	5.66	20	19							
Pennsauken Dist 14	Total	691	73	10.56	66	63							
Pennsauken Dist 15	Total	784	50	6.38	42	38							
Pennsauken Dist 16	Total	479	44	9.19	35	38							
Pennsauken Dist 17	Total	792	56	7.07	51	51							
Pennsauken Dist 18	Total	747	37	4.95	32	31							
Pennsauken Dist 19	Total	410	30	7.32	28	28							
Pennsauken Dist 20	Total	510	59	11.57	51	51							
Pennsauken Dist 21	Total	461	41	8.89	35	32							
Pennsauken Dist 22	Total	511	66	12.92	62	61							
Pennsauken Dist 23	Total	456	28	6.14	27	23							
Pennsauken Dist 24	Total	383	26	6.79	24	23							
Pennsauken Mail-In Ballot	Total	0	1502	0.00	1415	1406	1						
Pennsauken Provisional	Total	0	75	0.00	67	69							
Pennsauken Emergency Ballots	Total	0	0	0.00									
Pennsauken Twp	Total	14025	2700	19.25	2486	2438	1						

**General Assembly 6th District - DEM**

		Registered	Ballots Cast	Turnout (%)	Louis D. GREENWALD	Pamela R. LAMPITT	Write-In						
Somerdale Dist 1	Total	804	62	7.71	48	49	3						
Somerdale Dist 2	Total	434	34	7.83	30	28							
Somerdale Dist 3	Total	485	55	11.34	53	51							
Somerdale Dist 4	Total	488	42	8.61	32	31							
Somerdale Mail-In Ballot	Total	0	280	0.00	259	254	2						
Somerdale Provisional	Total	0	27	0.00	24	23							
Somerdale Emergency Ballots	Total	0	0	0.00									
<b>Somerdale Borough</b>	<b>Total</b>	<b>2211</b>	<b>500</b>	<b>22.61</b>	<b>446</b>	<b>436</b>	<b>5</b>						
Stratford Dist 1	Total	231	24	10.39	20	20							
Stratford Dist 2	Total	388	15	3.87	12	12							
Stratford Dist 3	Total	422	30	7.11	25	26							
Stratford Dist 4	Total	455	19	4.18	19	17							
Stratford Dist 5	Total	377	11	2.92	9	8							
Stratford Dist 6	Total	381	33	8.66	29	28							
Stratford Mail-In Ballot	Total	0	346	0.00	319	318							
Stratford Provisional	Total	0	10	0.00	8	9							
Stratford Emergency Ballots	Total	0	0	0.00									
<b>Stratford Borough</b>	<b>Total</b>	<b>2254</b>	<b>488</b>	<b>21.65</b>	<b>441</b>	<b>438</b>							
Tavistock Dist 1	Total	3	0	0.00									
Tavistock Mail-In Ballot	Total	0	2	0.00	2	2							
Tavistock Provisional	Total	0	0	0.00									
Tavistock Emergency Ballots	Total	0	0	0.00									
<b>Tavistock Borough</b>	<b>Total</b>	<b>3</b>	<b>2</b>	<b>66.67</b>	<b>2</b>	<b>2</b>							
Voorhees Dist 1	Total	769	43	5.59	39	37							
Voorhees Dist 2	Total	640	41	6.41	39	37							
Voorhees Dist 3	Total	570	16	2.81	16	16							
Voorhees Dist 4	Total	684	35	5.12	31	30							
Voorhees Dist 5	Total	706	51	7.22	47	49							
Voorhees Dist 6	Total	508	12	2.36	11	11							
Voorhees Dist 7	Total	335	12	3.58	12	12							
Voorhees Dist 8	Total	848	32	3.77	31	30							
Voorhees Dist 9	Total	619	19	3.07	19	19							
Voorhees Dist 10	Total	504	27	5.36	22	23							
Voorhees Dist 11	Total	432	13	3.01	12	11							
Voorhees Dist 12	Total	460	23	5.00	19	18							
Voorhees Dist 13	Total	691	23	3.33	23	23							
Voorhees Dist 14	Total	462	17	3.68	15	16							
Voorhees Dist 15	Total	531	22	4.14	20	20							
Voorhees Dist 16	Total	343	10	2.92	8	7							

**General Assembly 6th District - DEM**

		Registered	Ballots Cast	Turnout (%)	Louis D. GREENWALD	Pamela R. LAMPITT	Write-In						
Voorhees Dist 17	Total	391	17	4.35	13	13							
Voorhees Dist 18	Total	523	22	4.21	20	21							
Voorhees Dist 19	Total	518	15	2.90	14	13							
Voorhees Mail-In Ballot	Total	0	1729	0.00	1649	1633	5						
Voorhees Provisional	Total	0	83	0.00	77	75							
Voorhees Emergency Ballots	Total	0	0	0.00									
Voorhees Twp	Total	10534	2262	21.47	2137	2114	5						
Total - TC-Emergency		79930	0	0.00									
Total - TC-Machine		79930	5009	6.27	4437	4328	21						
Total - TC-Mail-In Ballot		79930	13016	16.28	12111	12041	52						
Total - TC-Provisional		79930	687	0.86	631	633	1						
Total - TC-Rejected Ballots		79930	0	0.00									
Contest Total		79930	18712	23.41	17179	17002	74						

**General Assembly 8th District - DEM**

		Registered	Ballots Cast	Turnout (%)	Mark NATALE	Allison ECKEL	Write-In							
Berlin Boro Dist 1	Total	346	19	5.49	13	14								
Berlin Boro Dist 2	Total	449	13	2.90	9	10								
Berlin Boro Dist 3	Total	523	26	4.97	21	19								
Berlin Boro Dist 4	Total	436	22	5.05	19	18								
Berlin Boro Dist 5	Total	247	17	6.88	14	13								
Berlin Boro Mail-In Ballot	Total	0	66	0.00	65	65								
Berlin Boro Provisional	Total	0	16	0.00	15	14								
Berlin Boro Emergency Ballots	Total	0	0	0.00										
<b>Berlin Borough</b>	<b>Total</b>	<b>2001</b>	<b>179</b>	<b>8.95</b>	<b>156</b>	<b>153</b>								
Pine Hill Dist 1	Total	633	40	6.32	35	35								
Pine Hill Dist 2	Total	542	24	4.43	24	23								
Pine Hill Dist 3	Total	618	39	6.31	36	37								
Pine Hill Dist 4	Total	814	42	5.16	38	36								
Pine Hill Dist 5	Total	606	40	6.60	34	35								
Pine Hill Dist 6	Total	529	19	3.59	16	16								
Pine Hill Mail-In Ballot	Total	0	441	0.00	415	415								
Pine Hill Provisional	Total	0	23	0.00	19	20								
Pine Hill Emergency Ballots	Total	0	0	0.00										
<b>Pine Hill Borough</b>	<b>Total</b>	<b>3742</b>	<b>668</b>	<b>17.85</b>	<b>617</b>	<b>617</b>								
Pine Valley Dist 1	Total	4	0	0.00										
Pine Valley Mail-In Ballot	Total	0	2	0.00	2	2								
Pine Valley Provisional	Total	0	0	0.00										
Pine Valley Emergency Ballots	Total	0	0	0.00										
<b>Pine Valley Borough</b>	<b>Total</b>	<b>4</b>	<b>2</b>	<b>50.00</b>	<b>2</b>	<b>2</b>								
Waterford Dist 1	Total	396	24	6.06	14	15								
Waterford Dist 2	Total	526	41	7.79	31	32								
Waterford Dist 3	Total	348	17	4.89	12	13								
Waterford Dist 4	Total	335	15	4.48	12	12								
Waterford Dist 5	Total	397	19	4.79	17	18								
Waterford Dist 6	Total	202	9	4.46	6	6								
Waterford Dist 7	Total	383	21	5.48	14	13								
Waterford Dist 8	Total	233	11	4.72	9	9								
Waterford Mail-In Ballot	Total	0	397	0.00	365	360	2							
Waterford Provisional	Total	0	20	0.00	19	19								
Waterford Emergency Ballots	Total	0	0	0.00										
<b>Waterford Twp</b>	<b>Total</b>	<b>2820</b>	<b>574</b>	<b>20.35</b>	<b>499</b>	<b>497</b>	<b>2</b>							
Total - TC-Emergency		8567	0	0.00										
Total - TC-Machine		8567	458	5.35	374	374								
Total - TC-Mail-In Ballot		8567	906	10.58	847	842	2							

**General Assembly 8th District - DEM**

	Registered	Ballots Cast	Turnout (%)	Mark NATALE	Allison ECKEL	Write-In							
Total - TC-Provisional	8567	59	0.69	53	53								
Total - TC-Rejected Ballots	8567	0	0.00										
Contest Total	8567	1423	16.61	1274	1269	2							

**Sheriff - DEM**

		Registered	Ballots Cast	Turnout (%)	Gilbert L. Whip WILSON	Jason CUTLER	Write-In							
Audubon Boro Dist 1	Total	401	28	6.98	20	7								
Audubon Boro Dist 2	Total	267	16	5.99	9	3								
Audubon Boro Dist 3	Total	498	26	5.22	14	3								
Audubon Boro Dist 4	Total	285	9	3.16	6	3								
Audubon Boro Dist 5	Total	447	18	4.03	14	2								
Audubon Boro Dist 6	Total	488	21	4.30	19	2								
Audubon Boro Dist 7	Total	317	17	5.36	12	3								
Audubon Boro Dist 8	Total	415	12	2.89	10	1								
Audubon Boro Mail-In Ballot	Total	0	433	0.00	342	58								
Audubon Boro Provisional	Total	0	27	0.00	25	2								
Audubon Boro Emergency Ballots	Total	0	0	0.00										
<b>Audubon Borough</b>	<b>Total</b>	<b>3118</b>	<b>607</b>	<b>19.47</b>	<b>471</b>	<b>84</b>								
Audubon Park Dist 1	Total	454	47	10.35	33	3								
Audubon Park Mail-In Ballot	Total	0	51	0.00	40	9								
Audubon Park Provisional	Total	0	3	0.00	2									
Audubon Park Emergency Ballots	Total	0	0	0.00										
<b>Audubon Park Borough</b>	<b>Total</b>	<b>454</b>	<b>101</b>	<b>22.25</b>	<b>75</b>	<b>12</b>								
Barrington Dist 1	Total	515	30	5.83	17	11								
Barrington Dist 2	Total	425	26	6.12	18	4								
Barrington Dist 3	Total	485	24	4.95	15	4								
Barrington Dist 4	Total	680	32	4.71	23	6								
Barrington Dist 5	Total	245	13	5.31	12	1								
Barrington Mail-In Ballot	Total	0	346	0.00	270	55								
Barrington Provisional	Total	0	10	0.00	6	2								
Barrington Emergency Ballots	Total	0	0	0.00										
<b>Barrington Borough</b>	<b>Total</b>	<b>2350</b>	<b>481</b>	<b>20.47</b>	<b>361</b>	<b>83</b>								
Bellmawr Dist 1	Total	701	104	14.84	49	22								
Bellmawr Dist 2	Total	658	77	11.70	40	17								
Bellmawr Dist 3	Total	574	61	10.63	37	9								
Bellmawr Dist 4	Total	561	115	20.50	48	16								
Bellmawr Dist 5	Total	474	34	7.17	24	2								
Bellmawr Dist 6	Total	612	37	6.05	17	9								
Bellmawr Dist 7	Total	457	45	9.85	26	9								
Bellmawr Mail-In Ballot	Total	0	566	0.00	404	93	1							
Bellmawr Provisional	Total	0	39	0.00	18	9								
Bellmawr Emergency Ballots	Total	0	0	0.00										
<b>Bellmawr Borough</b>	<b>Total</b>	<b>4037</b>	<b>1078</b>	<b>26.70</b>	<b>663</b>	<b>186</b>	<b>1</b>							

**Sheriff - DEM**

		Registered	Ballots Cast	Turnout (%)	Gilbert L. Whip WILSON	Jason CUTLER	Write-In							
Berlin Boro Dist 1	Total	346	19	5.49	13	2								
Berlin Boro Dist 2	Total	449	13	2.90	8	4								
Berlin Boro Dist 3	Total	523	26	4.97	22	2								
Berlin Boro Dist 4	Total	436	22	5.05	13	5								
Berlin Boro Dist 5	Total	247	17	6.88	11	4								
Berlin Boro Mail-In Ballot	Total	0	66	0.00	51	15								
Berlin Boro Provisional	Total	0	16	0.00	13	2								
Berlin Boro Emergency Ballots	Total	0	0	0.00										
Berlin Borough	Total	2001	179	8.95	131	34								
Berlin Twp Dist 1	Total	818	52	6.36	38	6								
Berlin Twp Dist 2	Total	332	30	9.04	24	2								
Berlin Twp Dist 3	Total	266	15	5.64	6	6								
Berlin Twp Dist 4	Total	582	23	3.95	13	5								
Berlin Twp Mail-In Ballot	Total	0	420	0.00	345	43								
Berlin Twp Provisional	Total	0	13	0.00	12	1								
Berlin Twp Emergency Ballots	Total	0	0	0.00										
Berlin Township	Total	1998	553	27.68	438	63								
Brooklawn Dist 1	Total	589	46	7.81	37	6								
Brooklawn Mail-In Ballot	Total	0	61	0.00	54	6								
Brooklawn Provisional	Total	0	2	0.00	1	1								
Brooklawn Emergency Ballots	Total	0	0	0.00										
Brooklawn Borough	Total	589	109	18.51	92	13								
Camden City W1 D1	Total	362	30	8.29	22									
Camden City W1 D2	Total	813	79	9.72	50	4								
Camden City W1 D3	Total	684	79	11.55	61	4								
Camden City W1 D4	Total	520	47	9.04	36	1								
Camden City W1 D5	Total	722	68	9.42	48	8								
Camden City W1 D6	Total	783	69	8.81	38	13								
Camden City W1 D7	Total	493	21	4.26	9	2								
Camden City W1 D8	Total	608	99	16.28	63	7								
Camden City W1 D9	Total	822	80	9.73	54	4								
Camden City W1 D10	Total	602	52	8.64	37	5								
Camden City Ward 1 Mail-In Ballot	Total	0	494	0.00	419	33								
Camden City Ward 1 Provisional	Total	0	67	0.00	47	3								
Camden City W1 Emergency Ballots	Total	0	0	0.00										
Camden City W2 D1	Total	436	53	12.16	37	3								
Camden City W2 D2	Total	612	97	15.85	58	11								

**Sheriff - DEM**

		Registered	Ballots Cast	Turnout (%)	Gilbert L. Whip WILSON	Jason CUTLER	Write-In							
Camden City W2 D3	Total	716	161	22.49	112	11								
Camden City W2 D4	Total	418	32	7.66	18	6								
Camden City W2 D5	Total	492	50	10.16	34	8								
Camden City W2 D6	Total	920	75	8.15	52	2								
Camden City W2 D7	Total	706	100	14.16	75	3								
Camden City W2 D8	Total	951	96	10.09	65	5								
Camden City W2 D9	Total	1011	98	9.69	60	7								
Camden City W2 D10	Total	471	33	7.01	23	3								
Camden City W2 D11	Total	448	77	17.19	41	12								
Camden City Ward 2 Mail-In Ballot	Total	0	588	0.00	477	40								
Camden City Ward 2 Provisional	Total	0	85	0.00	57	5								
Camden City W2 Emergency Ballots	Total	0	0	0.00										
Camden City W3 D1	Total	520	34	6.54	22	3								
Camden City W3 D2	Total	749	70	9.35	53	7	1							
Camden City W3 D3	Total	573	57	9.95	39	1								
Camden City W3 D4	Total	625	35	5.60	22	5								
Camden City W3 D5	Total	536	34	6.34	25									
Camden City W3 D6	Total	678	74	10.91	50	8								
Camden City W3 D7	Total	635	64	10.08	41	2								
Camden City W3 D8	Total	691	59	8.54	35	4								
Camden City W3 D9	Total	775	66	8.52	43	3								
Camden City Ward 3 Mail-In Ballot	Total	0	427	0.00	341	36								
Camden City Ward 3 Provisional	Total	0	60	0.00	38	4								
Camden City W3 Emergency Ballots	Total	0	0	0.00										
Camden City W4 D1	Total	547	68	12.43	50	5								
Camden City W4 D2	Total	583	51	8.75	31	1								
Camden City W4 D3	Total	634	84	13.25	44	5								
Camden City W4 D4	Total	699	99	14.16	52	8								
Camden City W4 D5	Total	535	49	9.16	29	3								
Camden City W4 D6	Total	622	36	5.79	27	5								
Camden City W4 D7	Total	585	50	8.55	35	2								
Camden City W4 D8	Total	603	48	7.96	39	2								
Camden City W4 D9	Total	615	73	11.87	53	4								
Camden City W4 D10	Total	603	50	8.29	36	7	1							
Camden City Ward 4 Mail-In Ballot	Total	0	0	0.00										
Camden City Ward 4 Provisional	Total	0	52	0.00	32	5								
Camden City W4 Emergency Ballots	Total	0	377	0.00	287	48								
Camden City	Total	25398	4747	18.69	3417	368	2							



**Sheriff - DEM**

		Registered	Ballots Cast	Turnout (%)	Gilbert L. Whip WILSON	Jason CUTLER	Write-In							
Cherry Hill Dist 1	Total	523	31	5.93	22	6								
Cherry Hill Dist 2	Total	608	37	6.09	29	7								
Cherry Hill Dist 3	Total	509	24	4.72	19	4								
Cherry Hill Dist 4	Total	611	24	3.93	21	3								
Cherry Hill Dist 5	Total	591	46	7.78	31	9								
Cherry Hill Dist 6	Total	428	26	6.07	14	6								
Cherry Hill Dist 7	Total	543	20	3.68	16	3								
Cherry Hill Dist 8	Total	487	36	7.39	27	7								
Cherry Hill Dist 9	Total	925	47	5.08	42	3								
Cherry Hill Dist 10	Total	348	18	5.17	14	3								
Cherry Hill Dist 11	Total	578	36	6.23	28	3								
Cherry Hill Dist 12	Total	628	45	7.17	38	5								
Cherry Hill Dist 13	Total	441	20	4.54	15	3								
Cherry Hill Dist 14	Total	420	17	4.05	12	3								
Cherry Hill Dist 15	Total	619	15	2.42	12	3								
Cherry Hill Dist 16	Total	434	15	3.46	8	6								
Cherry Hill Dist 17	Total	632	29	4.59	24	3								
Cherry Hill Dist 18	Total	456	10	2.19	8	2								
Cherry Hill Dist 19	Total	558	33	5.91	26	4								
Cherry Hill Dist 20	Total	1048	65	6.20	53	11								
Cherry Hill Dist 21	Total	621	46	7.41	34	10								
Cherry Hill Dist 22	Total	476	21	4.41	19	1								
Cherry Hill Dist 23	Total	705	40	5.67	29	5								
Cherry Hill Dist 24	Total	592	18	3.04	16	2								
Cherry Hill Dist 25	Total	487	37	7.60	29	2	1							
Cherry Hill Dist 26	Total	775	39	5.03	34	3								
Cherry Hill Dist 27	Total	585	15	2.56	11	3								
Cherry Hill Dist 28	Total	694	35	5.04	30	2								
Cherry Hill Dist 29	Total	692	34	4.91	22	4	1							
Cherry Hill Dist 30	Total	438	14	3.20	12									
Cherry Hill Dist 31	Total	820	45	5.49	30	8	1							
Cherry Hill Dist 32	Total	388	19	4.90	17	2								
Cherry Hill Dist 33	Total	639	22	3.44	19	3								
Cherry Hill Dist 34	Total	572	15	2.62	12	3								
Cherry Hill Dist 35	Total	480	20	4.17	12	5								
Cherry Hill Dist 36	Total	619	6	0.97	3	2								
Cherry Hill Dist 37	Total	554	22	3.97	18	3								
Cherry Hill Dist 38	Total	510	20	3.92	19									
Cherry Hill Dist 39	Total	662	16	2.42	10	4								
Cherry Hill Dist 40	Total	478	12	2.51	9	2								
Cherry Hill Dist 41	Total	444	17	3.83	12	4								
Cherry Hill Dist 42	Total	328	19	5.79	15	3								
Cherry Hill Dist 43	Total	447	15	3.36	10	2	1							
Cherry Hill Dist 44	Total	696	17	2.44	14	1								
Cherry Hill Dist 45	Total	986	38	3.85	31	6								
Cherry Hill Dist 46	Total	533	23	4.32	19	2								
Cherry Hill Dist 47	Total	691	47	6.80	39	7								

**Sheriff - DEM**

		Registered	Ballots Cast	Turnout (%)	Gilbert L. Whip WILSON	Jason CUTLER	Write-In							
Cherry Hill Dist 48	Total	330	21	6.36	18	2								
Cherry Hill Mail-In Ballot	Total	0	5208	0.00	4166	689	4							
Cherry Hill Provisional	Total	0	240	0.00	201	24								
Cherry Hill Emergency Ballots	Total	0	0	0.00										
Cherry Hill Twp	Total	27629	6735	24.38	5369	898	8							
Chesilhurst Dist 1	Total	671	57	8.49	50	3								
Chesilhurst Mail-In Ballot	Total	0	98	0.00	82	9								
Chesilhurst Provisional	Total	0	6	0.00	6									
Chesilhurst Emergency Ballots	Total	0	0	0.00										
Chesilhurst Borough	Total	671	161	23.99	138	12								
Clementon Dist 1	Total	513	36	7.02	30	2	1							
Clementon Dist 2	Total	451	51	11.31	44	4								
Clementon Dist 3	Total	662	42	6.34	36	2								
Clementon Mail-In Ballot	Total	0	233	0.00	180	35	1							
Clementon Provisional	Total	0	6	0.00	5									
Clementon Emergency Ballots	Total	0	0	0.00										
Clementon Borough	Total	1626	368	22.63	295	43	2							
Collingswood Dist 1	Total	441	58	13.15	37	11	1							
Collingswood Dist 2	Total	699	83	11.87	61	11								
Collingswood Dist 3	Total	376	40	10.64	33	6								
Collingswood Dist 4	Total	539	71	13.17	56	7								
Collingswood Dist 5	Total	633	38	6.00	35	2								
Collingswood Dist 6	Total	438	61	13.93	45	8								
Collingswood Dist 7	Total	589	69	11.71	46	15								
Collingswood Dist 8	Total	494	61	12.35	45	8	1							
Collingswood Dist 9	Total	829	97	11.70	78	6								
Collingswood Dist 10	Total	484	68	14.05	50	11								
Collingswood Dist 11	Total	544	45	8.27	32	8								
Collingswood Dist 12	Total	391	46	11.76	29	6	1							
Collingswood Mail-In Ballot	Total	0	1094	0.00	845	141	5							
Collingswood Provisional	Total	0	107	0.00	85	15								
Collingswood Emergency Ballots	Total	0	0	0.00										
Collingswood Borough	Total	6457	1938	30.01	1477	255	8							
Gibbsboro Dist 1	Total	419	23	5.49	16	3								
Gibbsboro Dist 2	Total	362	12	3.31	7	2								
Gibbsboro Mail-In Ballot	Total	0	133	0.00	107	21								

**Sheriff - DEM**

		Registered	Ballots Cast	Turnout (%)	Gilbert L. Whip WILSON	Jason CUTLER	Write-In							
Gibbsboro Provisional	Total	0	7	0.00	7									
Gibbsboro Emergency Ballots	Total	0	0	0.00										
Gibbsboro Borough	Total	781	175	22.41	137	26								
Gloucester City W1 D1	Total	422	15	3.55	11	2								
Gloucester City W1 D2	Total	410	15	3.66	9	2								
Gloucester City W1 D3	Total	305	39	12.79	16	13								
Gloucester City Ward 1 Mail-In Ballot	Total	0	105	0.00	87	11								
Gloucester City Ward 1 Provisional	Total	0	13	0.00	10									
Gloucester City W1 Emergency Ballots	Total	0	0	0.00										
Gloucester City W2 D1	Total	333	18	5.41	12	2								
Gloucester City W2 D2	Total	428	26	6.07	15	4								
Gloucester City W2 D3	Total	488	35	7.17	21	5								
Gloucester City Ward 2 Mail-In Ballot	Total	0	169	0.00	134	27								
Gloucester City Ward 2 Provisional	Total	0	2	0.00	2									
Gloucester City W2 Emergency Ballots	Total	0	0	0.00										
Gloucester City W3 D1	Total	518	24	4.63	18	3								
Gloucester City W3 D2	Total	514	17	3.31	13	3								
Gloucester City Ward 3 Mail-In Ballot	Total	0	142	0.00	104	28								
Gloucester City Ward 3 Provisional	Total	0	3	0.00	1	1								
Gloucester City W3 Emergency Ballots	Total	0	0	0.00										
Gloucester City	Total	3418	623	18.23	453	101								
Gloucester Twp Dist 1	Total	309	20	6.47	16									
Gloucester Twp Dist 2	Total	376	13	3.46	5	2								
Gloucester Twp Dist 3	Total	335	10	2.99	6	1								
Gloucester Twp Dist 4	Total	464	31	6.68	23	4								
Gloucester Twp Dist 5	Total	656	16	2.44	3	2	1							
Gloucester Twp Dist 6	Total	715	35	4.90	26	5								
Gloucester Twp Dist 7	Total	503	51	10.14	38	9								
Gloucester Twp Dist 8	Total	650	43	6.62	34	5								
Gloucester Twp Dist 9	Total	583	33	5.66	24	7								
Gloucester Twp Dist 10	Total	430	25	5.81	13	5								
Gloucester Twp Dist 11	Total	466	27	5.79	17	5								
Gloucester Twp Dist 12	Total	573	34	5.93	27	4								
Gloucester Twp Dist 13	Total	827	28	3.39	24	4								
Gloucester Twp Dist 14	Total	754	50	6.63	43	3								
Gloucester Twp Dist 15	Total	658	37	5.62	25	7								

**Sheriff - DEM**

		Registered	Ballots Cast	Turnout (%)	Gilbert L. Whip WILSON	Jason CUTLER	Write-In							
Gloucester Twp Dist 16	Total	461	30	6.51	22	4	1							
Gloucester Twp Dist 17	Total	1168	49	4.20	40	8								
Gloucester Twp Dist 18	Total	809	56	6.92	43	6								
Gloucester Twp Dist 19	Total	701	44	6.28	36	4								
Gloucester Twp Dist 20	Total	646	44	6.81	38	4								
Gloucester Twp Dist 21	Total	329	22	6.69	16	3								
Gloucester Twp Dist 22	Total	476	17	3.57	12	4								
Gloucester Twp Dist 23	Total	754	50	6.63	45	3								
Gloucester Twp Dist 24	Total	553	30	5.42	22	3								
Gloucester Twp Dist 25	Total	494	45	9.11	30	7								
Gloucester Twp Dist 26	Total	411	17	4.14	14	1								
Gloucester Twp Dist 27	Total	451	26	5.76	21	3								
Gloucester Twp Dist 28	Total	638	35	5.49	28	3								
Gloucester Twp Dist 29	Total	654	45	6.88	37	6								
Gloucester Twp Dist 30	Total	639	44	6.89	32	5								
Gloucester Twp Dist 31	Total	433	21	4.85	17	3								
Gloucester Twp Dist 32	Total	633	43	6.79	38	4								
Gloucester Twp Dist 33	Total	750	55	7.33	47	6								
Gloucester Twp Dist 34	Total	520	24	4.62	17	3								
Gloucester Twp Dist 35	Total	883	57	6.46	49	2								
Gloucester Twp Dist 36	Total	477	35	7.34	28	5								
Gloucester Twp Dist 37	Total	357	31	8.68	29									
Gloucester Twp Dist 38	Total	384	21	5.47	17	1								
Gloucester Twp Dist 39	Total	308	12	3.90	7	1								
Gloucester Twp Dist 40	Total	573	22	3.84	17	4								
Gloucester Twp Mail-In Ballot	Total	0	2744	0.00	2205	367								
Gloucester Twp Provisional	Total	0	142	0.00	116	15								
Gloucester Twp Emergency Ballots	Total	0	0	0.00										
Gloucester Twp	Total	22801	4214	18.48	3347	538	2							
Haddon Twp Dist 1	Total	450	28	6.22	16	9								
Haddon Twp Dist 2	Total	357	31	8.68	23	5								
Haddon Twp Dist 3	Total	586	39	6.66	29	4								
Haddon Twp Dist 4	Total	385	23	5.97	20	2								
Haddon Twp Dist 5	Total	289	19	6.57	16	2								
Haddon Twp Dist 6	Total	337	25	7.42	14	10								
Haddon Twp Dist 7	Total	377	31	8.22	27	3								
Haddon Twp Dist 8	Total	501	17	3.39	11	5								
Haddon Twp Dist 9	Total	327	22	6.73	17	4								
Haddon Twp Dist 10	Total	385	27	7.01	21	4	1							
Haddon Twp Dist 11	Total	470	26	5.53	21	1								
Haddon Twp Dist 12	Total	622	26	4.18	26									
Haddon Twp Dist 13	Total	326	23	7.06	17	6								
Haddon Twp Dist 14	Total	352	42	11.93	34	5								
Haddon Twp Dist 15	Total	367	43	11.72	33	7								

**Sheriff - DEM**

		Registered	Ballots Cast	Turnout (%)	Gilbert L. Whip WILSON	Jason CUTLER	Write-In							
Haddon Twp Mail-In Ballot	Total	0	937	0.00	745	130	1							
Haddon Twp Provisional	Total	0	50	0.00	37	8								
Haddon Twp Emergency Ballots	Total	0	0	0.00										
<b>Haddon Twp</b>	<b>Total</b>	<b>6131</b>	<b>1409</b>	<b>22.98</b>	<b>1107</b>	<b>205</b>	<b>2</b>							
Haddonfield Dist 1	Total	524	11	2.10	10	1								
Haddonfield Dist 2	Total	698	21	3.01	11	7								
Haddonfield Dist 3	Total	467	24	5.14	13	9								
Haddonfield Dist 4	Total	271	10	3.69	5	2								
Haddonfield Dist 5	Total	229	3	1.31	2									
Haddonfield Dist 6	Total	444	16	3.60	11	5								
Haddonfield Dist 7	Total	485	13	2.68	6	6								
Haddonfield Dist 8	Total	504	27	5.36	18	7								
Haddonfield Dist 9	Total	558	25	4.48	21	2								
Haddonfield Dist 10	Total	356	15	4.21	7	3								
Haddonfield Mail-In Ballot	Total	0	831	0.00	592	155	1							
Haddonfield Provisional	Total	0	45	0.00	36	4								
Haddonfield Emergency Ballots	Total	0	0	0.00										
<b>Haddonfield Borough</b>	<b>Total</b>	<b>4536</b>	<b>1041</b>	<b>22.95</b>	<b>732</b>	<b>201</b>	<b>1</b>							
Haddon Heights Dist 1	Total	348	18	5.17	15	2								
Haddon Heights Dist 2	Total	352	18	5.11	13	4								
Haddon Heights Dist 3	Total	457	38	8.32	26	6								
Haddon Heights Dist 4	Total	314	29	9.24	21	6								
Haddon Heights Dist 5	Total	449	25	5.57	19	3								
Haddon Heights Dist 6	Total	468	19	4.06	15	3								
Haddon Heights Dist 7	Total	433	22	5.08	16	4								
Haddon Heights Mail-In Ballot	Total	0	532	0.00	435	67								
Haddon Heights Provisional	Total	0	31	0.00	27	2								
Haddon Heights Emergency Ballots	Total	0	0	0.00										
<b>Haddon Heights Borough</b>	<b>Total</b>	<b>2821</b>	<b>732</b>	<b>25.95</b>	<b>587</b>	<b>97</b>								
Hi-Nella Dist 1	Total	342	21	6.14	13	5								
Hi Nella Mail-In Ballot	Total	0	41	0.00	32	4								
Hi Nella Provisional	Total	0	1	0.00	1									
Hi Nella Emergency Ballots	Total	0	0	0.00										
<b>Hi-Nella Borough</b>	<b>Total</b>	<b>342</b>	<b>63</b>	<b>18.42</b>	<b>46</b>	<b>9</b>								
Laurel Springs Dist 1	Total	377	22	5.84	15	3								

**Sheriff - DEM**

		Registered	Ballots Cast	Turnout (%)	Gilbert L. Whip WILSON	Jason CUTLER	Write-In							
Laurel Springs Dist 2	Total	292	20	6.85	13	6								
Laurel Springs Mail-In Ballot	Total	0	78	0.00	61	11								
Laurel Springs Provisional	Total	0	5	0.00	4	1								
Laurel Springs Emergency Ballots	Total	0	0	0.00										
<b>Laurel Springs Borough</b>	<b>Total</b>	<b>669</b>	<b>125</b>	<b>18.68</b>	<b>93</b>	<b>21</b>								
Lawnside Dist 1	Total	895	124	13.85	114	1								
Lawnside Dist 2	Total	913	109	11.94	94	5								
Lawnside Mail-In Ballot	Total	0	241	0.00	209	15								
Lawnside Provisional	Total	0	20	0.00	18	2								
Lawnside Emergency Ballots	Total	0	0	0.00										
<b>Lawnside Borough</b>	<b>Total</b>	<b>1808</b>	<b>494</b>	<b>27.32</b>	<b>435</b>	<b>23</b>								
Lindenwold Dist 1	Total	678	50	7.37	34	7								
Lindenwold Dist 2	Total	651	47	7.22	42	5								
Lindenwold Dist 3	Total	536	69	12.87	60	7								
Lindenwold Dist 4	Total	955	83	8.69	68	10								
Lindenwold Dist 5	Total	726	37	5.10	35									
Lindenwold Dist 6	Total	862	88	10.21	76	8								
Lindenwold Dist 7	Total	525	22	4.19	20	2								
Lindenwold Dist 8	Total	852	46	5.40	40	2								
Lindenwold Dist 9	Total	503	49	9.74	46	3								
Lindenwold Mail-In Ballot	Total	0	690	0.00	553	78								
Lindenwold Provisional	Total	0	59	0.00	44	5								
Lindenwold Emergency Ballots	Total	0	0	0.00										
<b>Lindenwold Borough</b>	<b>Total</b>	<b>6288</b>	<b>1240</b>	<b>19.72</b>	<b>1018</b>	<b>127</b>								
Magnolia Dist 1	Total	469	34	7.25	26	4								
Magnolia Dist 2	Total	331	24	7.25	20	3								
Magnolia Dist 3	Total	381	24	6.30	18	3								
Magnolia Dist 4	Total	427	39	9.13	31	5								
Magnolia Mail-In Ballot	Total	0	202	0.00	153	26								
Magnolia Provisional	Total	0	11	0.00	10	1								
Magnolia Emergency Ballots	Total	0	0	0.00										
<b>Magnolia Borough</b>	<b>Total</b>	<b>1608</b>	<b>334</b>	<b>20.77</b>	<b>258</b>	<b>42</b>								
Merchantville Dist 1	Total	635	88	13.86	61	15								
Merchantville Dist 2	Total	397	68	17.13	54	7								
Merchantville Dist 3	Total	407	47	11.55	33	7								
Merchantville Mail-In Ballot	Total	0	282	0.00	217	29								

**Sheriff - DEM**

		Registered	Ballots Cast	Turnout (%)	Gilbert L. Whip WILSON	Jason CUTLER	Write-In							
Merchantville Provisional	Total	0	21	0.00	16	2								
Merchantville Emergency Ballots	Total	0	0	0.00										
Merchantville Borough	Total	1439	506	35.16	381	60								
Mt Ephraim Dist 1	Total	368	36	9.78	28	7								
Mt Ephraim Dist 2	Total	445	31	6.97	20	8								
Mt Ephraim Dist 3	Total	395	26	6.58	11	9								
Mt Ephraim Dist 4	Total	414	32	7.73	21	8								
Mt. Ephraim Mail-In Ballot	Total	0	228	0.00	183	27								
Mt. Ephraim Provisional	Total	0	11	0.00	4	5								
Mt. Ephraim Emergency Ballots	Total	0	0	0.00										
Mount Ephraim Borough	Total	1622	364	22.44	267	64								
Oaklyn Dist 1	Total	406	34	8.37	28	3								
Oaklyn Dist 2	Total	441	38	8.62	31	6								
Oaklyn Dist 3	Total	375	26	6.93	14	6	1							
Oaklyn Dist 4	Total	368	23	6.25	21	1	1							
Oaklyn Mail-In Ballot	Total	0	211	0.00	171	34								
Oaklyn Provisional	Total	0	8	0.00	5	2								
Oaklyn Emergency Ballots	Total	0	0	0.00										
Oaklyn Borough	Total	1590	340	21.38	270	52	2							
Pennsauken Dist 1	Total	613	46	7.50	38	4								
Pennsauken Dist 2	Total	987	86	8.71	78	3								
Pennsauken Dist 3	Total	547	52	9.51	43	3								
Pennsauken Dist 4	Total	853	49	5.74	48	1								
Pennsauken Dist 5	Total	401	36	8.98	31	1								
Pennsauken Dist 6	Total	661	40	6.05	28	8								
Pennsauken Dist 7	Total	733	41	5.59	31	3								
Pennsauken Dist 8	Total	539	46	8.53	41	2								
Pennsauken Dist 9	Total	499	40	8.02	33	4								
Pennsauken Dist 10	Total	514	55	10.70	43	7								
Pennsauken Dist 11	Total	516	49	9.50	36	7								
Pennsauken Dist 12	Total	496	48	9.68	41									
Pennsauken Dist 13	Total	442	25	5.66	17	4								
Pennsauken Dist 14	Total	691	73	10.56	62	4								
Pennsauken Dist 15	Total	784	50	6.38	42	3								
Pennsauken Dist 16	Total	479	44	9.19	35	6								
Pennsauken Dist 17	Total	792	56	7.07	45	6								
Pennsauken Dist 18	Total	747	37	4.95	23	10								
Pennsauken Dist 19	Total	410	30	7.32	26	3								

**Sheriff - DEM**

		Registered	Ballots Cast	Turnout (%)	Gilbert L. Whip WILSON	Jason CUTLER	Write-In							
Pennsauken Dist 20	Total	510	59	11.57	51	4								
Pennsauken Dist 21	Total	461	41	8.89	28	5								
Pennsauken Dist 22	Total	511	66	12.92	54	6								
Pennsauken Dist 23	Total	456	28	6.14	25	1								
Pennsauken Dist 24	Total	383	26	6.79	21	3								
Pennsauken Mail-In Ballot	Total	0	1502	0.00	1273	135								
Pennsauken Provisional	Total	0	75	0.00	59	6								
Pennsauken Emergency Ballots	Total	0	0	0.00										
Pennsauken Twp	Total	14025	2700	19.25	2252	239								
Pine Hill Dist 1	Total	633	40	6.32	31	4								
Pine Hill Dist 2	Total	542	24	4.43	20	4								
Pine Hill Dist 3	Total	618	39	6.31	31	4								
Pine Hill Dist 4	Total	814	42	5.16	34	6								
Pine Hill Dist 5	Total	606	40	6.60	31	4								
Pine Hill Dist 6	Total	529	19	3.59	12	5								
Pine Hill Mail-In Ballot	Total	0	441	0.00	371	50								
Pine Hill Provisional	Total	0	23	0.00	16	3								
Pine Hill Emergency Ballots	Total	0	0	0.00										
Pine Hill Borough	Total	3742	668	17.85	546	80								
Pine Valley Dist 1	Total	4	0	0.00										
Pine Valley Mail-In Ballot	Total	0	2	0.00	2									
Pine Valley Provisional	Total	0	0	0.00										
Pine Valley Emergency Ballots	Total	0	0	0.00										
Pine Valley Borough	Total	4	2	50.00	2									
Runnemede Dist 1	Total	374	47	12.57	25	14	1							
Runnemede Dist 2	Total	560	65	11.61	41	11								
Runnemede Dist 3	Total	357	34	9.52	17	9								
Runnemede Dist 4	Total	506	79	15.61	44	9	1							
Runnemede Dist 5	Total	714	83	11.62	50	11								
Runnemede Dist 6	Total	561	94	16.76	47	19								
Runnemede Mail-In Ballot	Total	0	498	0.00	392	66	1							
Runnemede Provisional	Total	0	39	0.00	16	14								
Runnemede Emergency Ballots	Total	0	0	0.00										
Runnemede Borough	Total	3072	939	30.57	632	153	3							
Somerdale Dist 1	Total	804	62	7.71	46	6								



**Sheriff - DEM**

		Registered	Ballots Cast	Turnout (%)	Gilbert L. Whip WILSON	Jason CUTLER	Write-In							
Somerdale Dist 2	Total	434	34	7.83	21	8								
Somerdale Dist 3	Total	485	55	11.34	50	3								
Somerdale Dist 4	Total	488	42	8.61	29	6								
Somerdale Mail-In Ballot	Total	0	280	0.00	234	26								
Somerdale Provisional	Total	0	27	0.00	22	3								
Somerdale Emergency Ballots	Total	0	0	0.00										
<b>Somerdale Borough</b>	<b>Total</b>	<b>2211</b>	<b>500</b>	<b>22.61</b>	<b>402</b>	<b>52</b>								
Stratford Dist 1	Total	231	24	10.39	15	7								
Stratford Dist 2	Total	388	15	3.87	10	2								
Stratford Dist 3	Total	422	30	7.11	22	7								
Stratford Dist 4	Total	455	19	4.18	15	2								
Stratford Dist 5	Total	377	11	2.92	9	1								
Stratford Dist 6	Total	381	33	8.66	27	4								
Stratford Mail-In Ballot	Total	0	346	0.00	280	48								
Stratford Provisional	Total	0	10	0.00	8									
Stratford Emergency Ballots	Total	0	0	0.00										
<b>Stratford Borough</b>	<b>Total</b>	<b>2254</b>	<b>488</b>	<b>21.65</b>	<b>386</b>	<b>71</b>								
Tavistock Dist 1	Total	3	0	0.00										
Tavistock Mail-In Ballot	Total	0	2	0.00	1	1								
Tavistock Provisional	Total	0	0	0.00										
Tavistock Emergency Ballots	Total	0	0	0.00										
<b>Tavistock Borough</b>	<b>Total</b>	<b>3</b>	<b>2</b>	<b>66.67</b>	<b>1</b>	<b>1</b>								
Voorhees Dist 1	Total	769	43	5.59	37	1								
Voorhees Dist 2	Total	640	41	6.41	31	3								
Voorhees Dist 3	Total	570	16	2.81	13	3								
Voorhees Dist 4	Total	684	35	5.12	29	1								
Voorhees Dist 5	Total	706	51	7.22	46	3								
Voorhees Dist 6	Total	508	12	2.36	9	3								
Voorhees Dist 7	Total	335	12	3.58	10	2								
Voorhees Dist 8	Total	848	32	3.77	31	1								
Voorhees Dist 9	Total	619	19	3.07	19									
Voorhees Dist 10	Total	504	27	5.36	22	2								
Voorhees Dist 11	Total	432	13	3.01	12									
Voorhees Dist 12	Total	460	23	5.00	11	5								
Voorhees Dist 13	Total	691	23	3.33	20	1								
Voorhees Dist 14	Total	462	17	3.68	14	2								
Voorhees Dist 15	Total	531	22	4.14	19	2								
Voorhees Dist 16	Total	343	10	2.92	5	3								
Voorhees Dist 17	Total	391	17	4.35	11	3								
Voorhees Dist 18	Total	523	22	4.21	17	3								

**Sheriff - DEM**

		Registered	Ballots Cast	Turnout (%)	Gilbert L. Whip WILSON	Jason CUTLER	Write-In							
Voorhees Dist 19	Total	518	15	2.90	11	2								
Voorhees Mail-In Ballot	Total	0	1729	0.00	1356	254	1							
Voorhees Provisional	Total	0	83	0.00	63	12								
Voorhees Emergency Ballots	Total	0	0	0.00										
<b>Voorhees Twp</b>	<b>Total</b>	<b>10534</b>	<b>2262</b>	<b>21.47</b>	<b>1786</b>	<b>306</b>	<b>1</b>							
Waterford Dist 1	Total	396	24	6.06	14	3	1							
Waterford Dist 2	Total	526	41	7.79	29	4								
Waterford Dist 3	Total	348	17	4.89	8	6								
Waterford Dist 4	Total	335	15	4.48	9	2								
Waterford Dist 5	Total	397	19	4.79	16	2								
Waterford Dist 6	Total	202	9	4.46	5	3								
Waterford Dist 7	Total	383	21	5.48	11	3								
Waterford Dist 8	Total	233	11	4.72	10	1								
Waterford Mail-In Ballot	Total	0	398	0.00	312	55	1							
Waterford Provisional	Total	0	20	0.00	18	1								
Waterford Emergency Ballots	Total	0	0	0.00										
<b>Waterford Twp</b>	<b>Total</b>	<b>2820</b>	<b>575</b>	<b>20.39</b>	<b>432</b>	<b>80</b>	<b>2</b>							
Winslow W1 D1	Total	405	18	4.44	16	1								
Winslow W1 D2	Total	439	17	3.87	11	4								
Winslow W1 D3	Total	301	15	4.98	9	5								
Winslow W1 D4	Total	630	44	6.98	36	4								
Winslow W1 D5	Total	520	25	4.81	18	2								
Winslow W1 D6	Total	427	33	7.73	28	2								
Winslow Ward 1 Mail-In Ballot	Total	0	411	0.00	322	52								
Winslow Ward 1 Provisional	Total	0	17	0.00	13	2								
Winslow W1 Emergency Ballots	Total	0	0	0.00										
Winslow W2 D1	Total	1053	69	6.55	62	4								
Winslow W2 D2	Total	487	35	7.19	21	8								
Winslow W2 D3	Total	802	56	6.98	48	4								
Winslow W2 D4	Total	615	54	8.78	48	2								
Winslow W2 D5	Total	337	36	10.68	27	5								
Winslow W2 D6	Total	718	52	7.24	46	3								
Winslow Ward 2 Mail-In Ballot	Total	0	478	0.00	376	59	1							
Winslow Ward 2 Provisional	Total	0	19	0.00	16	2								
Winslow W2 Mail-In Ballot Rejected	Total	0	0	0.00										
Winslow W2 Provisional Rejected	Total	0	0	0.00										
Winslow W2 Emergency Ballots	Total	0	0	0.00										
Winslow W3 D1	Total	1038	80	7.71	71	6								
Winslow W3 D2	Total	1020	65	6.37	59	3								

**Sheriff - DEM**

		Registered	Ballots Cast	Turnout (%)	Gilbert L. Whip WILSON	Jason CUTLER	Write-In							
Winslow W3 D3	Total	847	45	5.31	36	7								
Winslow W3 D4	Total	830	53	6.39	45	6								
Winslow W3 D5	Total	967	97	10.03	83	8								
Winslow Ward 3 Mail-In Ballot	Total	0	542	0.00	466	36								
Winslow Ward 3 Provisional	Total	0	41	0.00	32	2								
Winslow W3 Mail-In Ballot Rejected	Total	0	0	0.00										
Winslow W3 Provisional Rejected	Total	0	0	0.00										
Winslow W3 Emergency Ballots	Total	0	0	0.00										
Winslow W4 D1	Total	399	43	10.78	29	7								
Winslow W4 D2	Total	1044	76	7.28	64	7								
Winslow W4 D3	Total	1087	83	7.64	70	8								
Winslow W4 D4	Total	738	60	8.13	55	4								
Winslow W4 D5	Total	958	67	6.99	53	9								
Winslow Ward 4 Mail-In Ballot	Total	0	511	0.00	413	60	1							
Winslow Ward 4 Provisional	Total	0	33	0.00	25	1								
Winslow W4 Mail-In Ballot Rejected	Total	0	0	0.00										
Winslow W4 Provisional Rejected	Total	0	0	0.00										
Winslow W4 Emergency Ballots	Total	0	0	0.00										
Winslow Twp	Total	15662	3175	20.27	2598	323	2							
Woodlynne Dist 1	Total	552	36	6.52	30									
Woodlynne Dist 2	Total	434	23	5.30	18	4								
Woodlynne Mail-In Ballot	Total	0	47	0.00	39	2								
Woodlynne Provisional	Total	0	4	0.00	4									
Woodlynne Emergency Ballots	Total	0	0	0.00										
Woodlynne Borough	Total	986	110	11.16	91	6								
Total - TC-Emergency		187495	377	0.20	287	48								
Total - TC-Machine		187495	13370	7.13	9880	1577	18							
Total - TC-Mail-In Ballot		187495	24838	13.25	19841	3136	18							
Total - TC-Provisional		187495	1553	0.83	1178	167								
Total - TC-Rejected Ballots		187495	0	0.00										
Contest Total		187495	40138	21.41	31186	4928	36							

**Board of County Commissioners - DEM**

		Registered	Ballots Cast	Turnout (%)	Jeffrey L. NASH	Melinda KANE	Almar DYER	George FALLON	Ann KLEIN	Write-In				
Audubon Boro Dist 1	Total	401	28	6.98	17	17	21	6	7					
Audubon Boro Dist 2	Total	267	16	5.99	9	8	8	3	3					
Audubon Boro Dist 3	Total	498	26	5.22	20	20	21	4	4					
Audubon Boro Dist 4	Total	285	9	3.16	8	7	6	1	2					
Audubon Boro Dist 5	Total	447	18	4.03	15	15	15	1	3					
Audubon Boro Dist 6	Total	488	21	4.30	17	17	19	4	4					
Audubon Boro Dist 7	Total	317	17	5.36	11	11	13	4	4					
Audubon Boro Dist 8	Total	415	12	2.89	11	10	11							
Audubon Boro Mail-In Ballot	Total	0	433	0.00	352	367	368	53	59					
Audubon Boro Provisional	Total	0	27	0.00	24	25	23	2	2					
Audubon Boro Emergency Ballots	Total	0	0	0.00										
<b>Audubon Borough</b>	<b>Total</b>	<b>3118</b>	<b>607</b>	<b>19.47</b>	<b>484</b>	<b>497</b>	<b>505</b>	<b>78</b>	<b>88</b>					
Audubon Park Dist 1	Total	454	47	10.35	35	31	29	2	3					
Audubon Park Mail-In Ballot	Total	0	51	0.00	49	44	41	6	6					
Audubon Park Provisional	Total	0	3	0.00	2	1	2		1					
Audubon Park Emergency Ballots	Total	0	0	0.00										
<b>Audubon Park Borough</b>	<b>Total</b>	<b>454</b>	<b>101</b>	<b>22.25</b>	<b>86</b>	<b>76</b>	<b>72</b>	<b>8</b>	<b>10</b>					
Barrington Dist 1	Total	515	30	5.83	22	24	23	7	7					
Barrington Dist 2	Total	425	26	6.12	18	19	20	3	4					
Barrington Dist 3	Total	485	24	4.95	17	16	16	2	1					
Barrington Dist 4	Total	680	32	4.71	24	25	23	3	4					
Barrington Dist 5	Total	245	13	5.31	13	12	13		1					
Barrington Mail-In Ballot	Total	0	346	0.00	276	281	282	55	55					
Barrington Provisional	Total	0	10	0.00	4	5	6	4	4					
Barrington Emergency Ballots	Total	0	0	0.00										
<b>Barrington Borough</b>	<b>Total</b>	<b>2350</b>	<b>481</b>	<b>20.47</b>	<b>374</b>	<b>382</b>	<b>383</b>	<b>74</b>	<b>76</b>					
Bellmawr Dist 1	Total	701	104	14.84	56	53	51	15	12	1				
Bellmawr Dist 2	Total	658	77	11.70	40	39	41	17	17					
Bellmawr Dist 3	Total	574	61	10.63	36	38	41	6	6					
Bellmawr Dist 4	Total	561	115	20.50	55	50	46	11	13	1				
Bellmawr Dist 5	Total	474	34	7.17	20	23	20	4	6					
Bellmawr Dist 6	Total	612	37	6.05	20	18	18	3	4					
Bellmawr Dist 7	Total	457	45	9.85	26	27	24	8	8					
Bellmawr Mail-In Ballot	Total	0	565	0.00	424	436	425	74	82	3				
Bellmawr Provisional	Total	0	39	0.00	18	21	19	7	7					
Bellmawr Emergency Ballots	Total	0	0	0.00										
<b>Bellmawr Borough</b>	<b>Total</b>	<b>4037</b>	<b>1077</b>	<b>26.68</b>	<b>695</b>	<b>705</b>	<b>685</b>	<b>145</b>	<b>155</b>	<b>5</b>				
Berlin Boro Dist 1	Total	346	19	5.49	12	9	11	4	5					

**Board of County Commissioners - DEM**

		Registered	Ballots Cast	Turnout (%)	Jeffrey L. NASH	Melinda KANE	Almar DYER	George FALLON	Ann KLEIN	Write-In				
Berlin Boro Dist 2	Total	449	13	2.90	6	8	8	2	1					
Berlin Boro Dist 3	Total	523	26	4.97	17	18	19	3	4					
Berlin Boro Dist 4	Total	436	22	5.05	16	18	17	1	2					
Berlin Boro Dist 5	Total	247	17	6.88	13	13	11	3	3					
Berlin Boro Mail-In Ballot	Total	0	66	0.00	56	58	53	13	15					
Berlin Boro Provisional	Total	0	16	0.00	14	14	14	1	1					
Berlin Boro Emergency Ballots	Total	0	0	0.00										
<b>Berlin Borough</b>	<b>Total</b>	<b>2001</b>	<b>179</b>	<b>8.95</b>	<b>134</b>	<b>138</b>	<b>133</b>	<b>27</b>	<b>31</b>					
Berlin Twp Dist 1	Total	818	52	6.36	40	39	40	3	4					
Berlin Twp Dist 2	Total	332	30	9.04	23	25	24	3	2	1				
Berlin Twp Dist 3	Total	266	15	5.64	11	10	11	4	4					
Berlin Twp Dist 4	Total	582	23	3.95	15	14	14	3	3					
Berlin Twp Mail-In Ballot	Total	0	420	0.00	374	372	369	26	29	3				
Berlin Twp Provisional	Total	0	13	0.00	11	11	10	1	1					
Berlin Twp Emergency Ballots	Total	0	0	0.00										
<b>Berlin Township</b>	<b>Total</b>	<b>1998</b>	<b>553</b>	<b>27.68</b>	<b>474</b>	<b>471</b>	<b>468</b>	<b>40</b>	<b>43</b>	<b>4</b>				
Brooklawn Dist 1	Total	589	46	7.81	36	35	35	7	7					
Brooklawn Mail-In Ballot	Total	0	61	0.00	55	56	54	2	3					
Brooklawn Provisional	Total	0	2	0.00	1	1	1							
Brooklawn Emergency Ballots	Total	0	0	0.00										
<b>Brooklawn Borough</b>	<b>Total</b>	<b>589</b>	<b>109</b>	<b>18.51</b>	<b>92</b>	<b>92</b>	<b>90</b>	<b>9</b>	<b>10</b>					
Camden City W1 D1	Total	362	30	8.29	17	18	17	1	1					
Camden City W1 D2	Total	813	79	9.72	46	45	48	6	6					
Camden City W1 D3	Total	684	79	11.55	46	46	47	4	3					
Camden City W1 D4	Total	520	47	9.04	36	33	32	1	1					
Camden City W1 D5	Total	722	68	9.42	48	42	44	7	8	2				
Camden City W1 D6	Total	783	69	8.81	33	34	37	10	8					
Camden City W1 D7	Total	493	21	4.26	10	9	9	1	2					
Camden City W1 D8	Total	608	99	16.28	61	61	61	7	9					
Camden City W1 D9	Total	822	80	9.73	44	41	43	9	9					
Camden City W1 D10	Total	602	52	8.64	32	35	32	3	4					
Camden City Ward 1 Mail-In Ballot	Total	0	494	0.00	404	395	399	37	35					
Camden City Ward 1 Provisional	Total	0	67	0.00	45	43	46	4	4					
Camden City W1 Emergency Ballots	Total	0	0	0.00										
Camden City W2 D1	Total	436	53	12.16	28	24	27	5	5					
Camden City W2 D2	Total	612	97	15.85	49	51	52	13	11	1				
Camden City W2 D3	Total	716	161	22.49	93	97	102	13	10					
Camden City W2 D4	Total	418	32	7.66	13	14	11	5	5					
Camden City W2 D5	Total	492	50	10.16	23	26	27	6	4					
Camden City W2 D6	Total	920	75	8.15	47	46	46	4	4					

**Board of County Commissioners - DEM**

		Registered	Ballots Cast	Turnout (%)	Jeffrey L. NASH	Melinda KANE	Almar DYER	George FALLON	Ann KLEIN	Write-In				
Camden City W2 D7	Total	706	100	14.16	65	65	69	3	5					
Camden City W2 D8	Total	951	96	10.09	50	52	53	6	8					
Camden City W2 D9	Total	1011	98	9.69	54	54	52	9	8					
Camden City W2 D10	Total	471	33	7.01	14	16	16	4	4					
Camden City W2 D11	Total	448	77	17.19	34	33	42	13	14					
Camden City Ward 2 Mail-In Ballot	Total	0	588	0.00	452	457	466	47	56					
Camden City Ward 2 Provisional	Total	0	85	0.00	51	50	52	7	7					
Camden City W2 Emergency Ballots	Total	0	0	0.00										
Camden City W3 D1	Total	520	34	6.54	20	22	24	3	3					
Camden City W3 D2	Total	749	70	9.35	45	44	53	10	8					
Camden City W3 D3	Total	573	57	9.95	38	34	31	1	1					
Camden City W3 D4	Total	625	35	5.60	24	26	27	1	2					
Camden City W3 D5	Total	536	34	6.34	23	22	23							
Camden City W3 D6	Total	678	74	10.91	49	47	47	5	4	3				
Camden City W3 D7	Total	635	64	10.08	35	38	36	2	2					
Camden City W3 D8	Total	691	59	8.54	26	32	29	4	5					
Camden City W3 D9	Total	775	66	8.52	43	41	44	5	5					
Camden City Ward 3 Mail-In Ballot	Total	0	427	0.00	328	339	329	35	37					
Camden City Ward 3 Provisional	Total	0	60	0.00	30	32	32	4	4					
Camden City W3 Emergency Ballots	Total	0	0	0.00										
Camden City W4 D1	Total	547	68	12.43	45	42	42	4	5					
Camden City W4 D2	Total	583	51	8.75	28	28	25	4	1					
Camden City W4 D3	Total	634	84	13.25	41	42	40	2	1					
Camden City W4 D4	Total	699	99	14.16	54	54	47	3	4					
Camden City W4 D5	Total	535	49	9.16	29	27	29	1						
Camden City W4 D6	Total	622	36	5.79	22	26	24	3	3					
Camden City W4 D7	Total	585	50	8.55	32	30	33	4	3					
Camden City W4 D8	Total	603	48	7.96	33	34	34	1	2					
Camden City W4 D9	Total	615	73	11.87	47	44	46	7	7					
Camden City W4 D10	Total	603	50	8.29	35	31	34	8	8					
Camden City Ward 4 Mail-In Ballot	Total	0	0	0.00										
Camden City Ward 4 Provisional	Total	0	52	0.00	31	30	29	6	6					
Camden City W4 Emergency Ballots	Total	0	377	0.00	280	286	281	48	45					
<b>Camden City</b>	<b>Total</b>	<b>25398</b>	<b>4747</b>	<b>18.69</b>	<b>3133</b>	<b>3138</b>	<b>3169</b>	<b>386</b>	<b>387</b>	<b>6</b>				
Cherry Hill Dist 1	Total	523	31	5.93	24	24	25	3	5					
Cherry Hill Dist 2	Total	608	37	6.09	29	32	29	4	4					
Cherry Hill Dist 3	Total	509	24	4.72	18	18	19	1	1					
Cherry Hill Dist 4	Total	611	24	3.93	21	23	19	4	4					
Cherry Hill Dist 5	Total	591	46	7.78	31	36	35	8	9					
Cherry Hill Dist 6	Total	428	26	6.07	19	18	20	4	5					
Cherry Hill Dist 7	Total	543	20	3.68	17	17	19	2	2					

**Board of County Commissioners - DEM**

		Registered	Ballots Cast	Turnout (%)	Jeffrey L. NASH	Melinda KANE	Almar DYER	George FALLON	Ann KLEIN	Write-In				
Cherry Hill Dist 8	Total	487	36	7.39	32	32	32	3	3					
Cherry Hill Dist 9	Total	925	47	5.08	42	40	40	2	2					
Cherry Hill Dist 10	Total	348	18	5.17	14	13	16	2	4					
Cherry Hill Dist 11	Total	578	36	6.23	29	27	27	5	4					
Cherry Hill Dist 12	Total	628	45	7.17	33	35	35	7	7					
Cherry Hill Dist 13	Total	441	20	4.54	14	17	16	4	3					
Cherry Hill Dist 14	Total	420	17	4.05	13	13	13	3	3					
Cherry Hill Dist 15	Total	619	15	2.42	11	12	13	3	3					
Cherry Hill Dist 16	Total	434	15	3.46	10	9	11	7	6					
Cherry Hill Dist 17	Total	632	29	4.59	22	23	22	4	5					
Cherry Hill Dist 18	Total	456	10	2.19	9	9	9							
Cherry Hill Dist 19	Total	558	33	5.91	27	27	24	4	4					
Cherry Hill Dist 20	Total	1048	65	6.20	54	55	54	10	11					
Cherry Hill Dist 21	Total	621	46	7.41	34	34	33	12	11					
Cherry Hill Dist 22	Total	476	21	4.41	19	18	18	2	3					
Cherry Hill Dist 23	Total	705	40	5.67	28	27	28	8	9					
Cherry Hill Dist 24	Total	592	18	3.04	16	17	17	2	1					
Cherry Hill Dist 25	Total	487	37	7.60	31	31	29	4	4					
Cherry Hill Dist 26	Total	775	39	5.03	36	36	37	2	2					
Cherry Hill Dist 27	Total	585	15	2.56	12	13	14	1	1					
Cherry Hill Dist 28	Total	694	35	5.04	28	31	29	5	4					
Cherry Hill Dist 29	Total	692	34	4.91	22	26	25	6	6					
Cherry Hill Dist 30	Total	438	14	3.20	14	14	14							
Cherry Hill Dist 31	Total	820	45	5.49	32	31	31	4	5					
Cherry Hill Dist 32	Total	388	19	4.90	14	15	15	3	3	1				
Cherry Hill Dist 33	Total	639	22	3.44	18	20	20	3	3					
Cherry Hill Dist 34	Total	572	15	2.62	15	15	14		1					
Cherry Hill Dist 35	Total	480	20	4.17	12	15	12	4	4					
Cherry Hill Dist 36	Total	619	6	0.97	4	5	4							
Cherry Hill Dist 37	Total	554	22	3.97	19	19	20	2	2					
Cherry Hill Dist 38	Total	510	20	3.92	16	17	16	3	3					
Cherry Hill Dist 39	Total	662	16	2.42	11	13	12	1	3					
Cherry Hill Dist 40	Total	478	12	2.51	10	11	10		2					
Cherry Hill Dist 41	Total	444	17	3.83	14	15	12	3	2					
Cherry Hill Dist 42	Total	328	19	5.79	14	15	15	3	4					
Cherry Hill Dist 43	Total	447	15	3.36	10	11	12	1	1	3				
Cherry Hill Dist 44	Total	696	17	2.44	14	12	13	3	3					
Cherry Hill Dist 45	Total	986	38	3.85	33	33	31	4	3					
Cherry Hill Dist 46	Total	533	23	4.32	20	21	18	3	3					
Cherry Hill Dist 47	Total	691	47	6.80	44	41	40	4	8					
Cherry Hill Dist 48	Total	330	21	6.36	18	19	19	2	2					
Cherry Hill Mail-In Ballot	Total	0	5208	0.00	4445	4504	4380	529	651	6				
Cherry Hill Provisional	Total	0	240	0.00	208	208	207	25	30					
Cherry Hill Emergency Ballots	Total	0	0	0.00										
Cherry Hill Twp	Total	27629	6735	24.38	5680	5767	5623	719	859	10				
Chesilhurst Dist 1	Total	671	57	8.49	44	46	40	3	6					
Chesilhurst Mail-In Ballot	Total	0	98	0.00	78	79	80	8	8	1				

**Board of County Commissioners - DEM**

		Registered	Ballots Cast	Turnout (%)	Jeffrey L. NASH	Melinda KANE	Almar DYER	George FALLON	Ann KLEIN	Write-In				
Chesilhurst Provisional	Total	0	6	0.00	5	6	5							
Chesilhurst Emergency Ballots	Total	0	0	0.00										
<b>Chesilhurst Borough</b>	<b>Total</b>	<b>671</b>	<b>161</b>	<b>23.99</b>	<b>127</b>	<b>131</b>	<b>125</b>	<b>11</b>	<b>14</b>	<b>1</b>				
Clementon Dist 1	Total	513	36	7.02	25	26	28	5	5	1				
Clementon Dist 2	Total	451	51	11.31	35	42	36	9	11					
Clementon Dist 3	Total	662	42	6.34	32	35	35	4	4	1				
Clementon Mail-In Ballot	Total	0	233	0.00	178	183	182	32	39	3				
Clementon Provisional	Total	0	6	0.00	4	4	4	1	1					
Clementon Emergency Ballots	Total	0	0	0.00										
<b>Clementon Borough</b>	<b>Total</b>	<b>1626</b>	<b>368</b>	<b>22.63</b>	<b>274</b>	<b>290</b>	<b>285</b>	<b>51</b>	<b>60</b>	<b>5</b>				
Collingswood Dist 1	Total	441	58	13.15	40	40	45	14	12	2				
Collingswood Dist 2	Total	699	83	11.87	63	64	69	13	13					
Collingswood Dist 3	Total	376	40	10.64	33	32	32	7	8	1				
Collingswood Dist 4	Total	539	71	13.17	52	53	57	9	9					
Collingswood Dist 5	Total	633	38	6.00	33	34	34	2	2					
Collingswood Dist 6	Total	438	61	13.93	43	41	43	12	12	1				
Collingswood Dist 7	Total	589	69	11.71	50	51	48	11	13	1				
Collingswood Dist 8	Total	494	61	12.35	39	42	43	19	20	2				
Collingswood Dist 9	Total	829	97	11.70	69	73	76	15	15					
Collingswood Dist 10	Total	484	68	14.05	50	55	57	10	10					
Collingswood Dist 11	Total	544	45	8.27	28	32	34	10	12	3				
Collingswood Dist 12	Total	391	46	11.76	33	33	35	10	7					
Collingswood Mail-In Ballot	Total	0	1094	0.00	804	836	828	211	222	8				
Collingswood Provisional	Total	0	107	0.00	84	89	87	17	17					
Collingswood Emergency Ballots	Total	0	0	0.00										
<b>Collingswood Borough</b>	<b>Total</b>	<b>6457</b>	<b>1938</b>	<b>30.01</b>	<b>1421</b>	<b>1475</b>	<b>1488</b>	<b>360</b>	<b>372</b>	<b>18</b>				
Gibbsboro Dist 1	Total	419	23	5.49	16	17	17	2	2					
Gibbsboro Dist 2	Total	362	12	3.31	8	7	7		2					
Gibbsboro Mail-In Ballot	Total	0	133	0.00	115	117	114	17	14					
Gibbsboro Provisional	Total	0	7	0.00	5	5	4	2	2					
Gibbsboro Emergency Ballots	Total	0	0	0.00										
<b>Gibbsboro Borough</b>	<b>Total</b>	<b>781</b>	<b>175</b>	<b>22.41</b>	<b>144</b>	<b>146</b>	<b>142</b>	<b>21</b>	<b>20</b>					
Gloucester City W1 D1	Total	422	15	3.55	12	11	11	2	1					
Gloucester City W1 D2	Total	410	15	3.66	9	8	5	3	3					
Gloucester City W1 D3	Total	305	39	12.79	25	22	23	8	9					
Gloucester City Ward 1 Mail-In Ballot	Total	0	105	0.00	89	93	92	8	12					
Gloucester City Ward 1 Provisional	Total	0	13	0.00	10	9	10	1						



**Board of County Commissioners - DEM**

		Registered	Ballots Cast	Turnout (%)	Jeffrey L. NASH	Melinda KANE	Almar DYER	George FALLON	Ann KLEIN	Write-In			
Gloucester City W1 Emergency Ballots	Total	0	0	0.00									
Gloucester City W2 D1	Total	333	18	5.41	15	13	13	2	3				
Gloucester City W2 D2	Total	428	26	6.07	21	19	18	2	5				
Gloucester City W2 D3	Total	488	35	7.17	26	23	24	5	5	1			
Gloucester City Ward 2 Mail- In Ballot	Total	0	169	0.00	154	149	147	10	16				
Gloucester City Ward 2 Provisional	Total	0	2	0.00	1	1	1						
Gloucester City W2 Emergency Ballots	Total	0	0	0.00									
Gloucester City W3 D1	Total	518	24	4.63	20	19	18	2	1				
Gloucester City W3 D2	Total	514	17	3.31	12	11	11	1	2				
Gloucester City Ward 3 Mail- In Ballot	Total	0	142	0.00	120	115	113	19	22	2			
Gloucester City Ward 3 Provisional	Total	0	3	0.00	1	2	1		1				
Gloucester City W3 Emergency Ballots	Total	0	0	0.00									
Gloucester City	Total	3418	623	18.23	515	495	487	63	80	3			
Gloucester Twp Dist 1	Total	309	20	6.47	14	15	16	4	2				
Gloucester Twp Dist 2	Total	376	13	3.46	6	6	6	2	3				
Gloucester Twp Dist 3	Total	335	10	2.99	6	5	5	1	1				
Gloucester Twp Dist 4	Total	464	31	6.68	25	25	22	2	3				
Gloucester Twp Dist 5	Total	656	16	2.44	8	7	6	5	4	6			
Gloucester Twp Dist 6	Total	715	35	4.90	24	25	24	4	5				
Gloucester Twp Dist 7	Total	503	51	10.14	38	44	43	7	4				
Gloucester Twp Dist 8	Total	650	43	6.62	34	34	32	6	6	1			
Gloucester Twp Dist 9	Total	583	33	5.66	25	27	25	6	5				
Gloucester Twp Dist 10	Total	430	25	5.81	15	17	16	5	6				
Gloucester Twp Dist 11	Total	466	27	5.79	21	20	19	2	4				
Gloucester Twp Dist 12	Total	573	34	5.93	28	29	27	5	4				
Gloucester Twp Dist 13	Total	827	28	3.39	24	26	26	2	1				
Gloucester Twp Dist 14	Total	754	50	6.63	42	38	41	4	6				
Gloucester Twp Dist 15	Total	658	37	5.62	24	27	28	6	6				
Gloucester Twp Dist 16	Total	461	30	6.51	23	22	22	4	5	3			
Gloucester Twp Dist 17	Total	1168	49	4.20	35	36	41	9	10				
Gloucester Twp Dist 18	Total	809	56	6.92	46	46	45	5	2				
Gloucester Twp Dist 19	Total	701	44	6.28	36	36	36	3	4				
Gloucester Twp Dist 20	Total	646	44	6.81	37	40	35	5	5				
Gloucester Twp Dist 21	Total	329	22	6.69	19	18	17	1					
Gloucester Twp Dist 22	Total	476	17	3.57	11	14	12	5	4				
Gloucester Twp Dist 23	Total	754	50	6.63	45	45	42	1	6				
Gloucester Twp Dist 24	Total	553	30	5.42	24	19	22	2	2				
Gloucester Twp Dist 25	Total	494	45	9.11	32	31	30	4	5				
Gloucester Twp Dist 26	Total	411	17	4.14	14	12	14	1	1				
Gloucester Twp Dist 27	Total	451	26	5.76	23	24	23						
Gloucester Twp Dist 28	Total	638	35	5.49	24	25	23	5	5				
Gloucester Twp Dist 29	Total	654	45	6.88	39	38	40	6	3				

**Board of County Commissioners - DEM**

		Registered	Ballots Cast	Turnout (%)	Jeffrey L. NASH	Melinda KANE	Almar DYER	George FALLON	Ann KLEIN	Write-In				
Gloucester Twp Dist 30	Total	639	44	6.89	32	32	32	5	5					
Gloucester Twp Dist 31	Total	433	21	4.85	15	17	15	3	3	1				
Gloucester Twp Dist 32	Total	633	43	6.79	38	38	37	4	4					
Gloucester Twp Dist 33	Total	750	55	7.33	47	49	46	6	5					
Gloucester Twp Dist 34	Total	520	24	4.62	17	17	17	3	3					
Gloucester Twp Dist 35	Total	883	57	6.46	48	48	48	3	5					
Gloucester Twp Dist 36	Total	477	35	7.34	31	31	30	2	2					
Gloucester Twp Dist 37	Total	357	31	8.68	24	26	26	2	1					
Gloucester Twp Dist 38	Total	384	21	5.47	13	16	15	2	2					
Gloucester Twp Dist 39	Total	308	12	3.90	9	8	7	1	1					
Gloucester Twp Dist 40	Total	573	22	3.84	15	15	18	6	5					
Gloucester Twp Mail-In Ballot	Total	0	2744	0.00	2270	2294	2320	306	341	8				
Gloucester Twp Provisional	Total	0	142	0.00	123	122	119	10	12					
Gloucester Twp Emergency Ballots	Total	0	0	0.00										
<b>Gloucester Twp</b>	<b>Total</b>	<b>22801</b>	<b>4214</b>	<b>18.48</b>	<b>3424</b>	<b>3464</b>	<b>3468</b>	<b>465</b>	<b>501</b>	<b>19</b>				
Haddon Twp Dist 1	Total	450	28	6.22	20	21	20	5	7					
Haddon Twp Dist 2	Total	357	31	8.68	22	23	24	3	4					
Haddon Twp Dist 3	Total	586	39	6.66	27	27	29	8	8					
Haddon Twp Dist 4	Total	385	23	5.97	19	18	19	3	3					
Haddon Twp Dist 5	Total	289	19	6.57	14	16	17	3	3					
Haddon Twp Dist 6	Total	337	25	7.42	14	21	15	10	11					
Haddon Twp Dist 7	Total	377	31	8.22	24	25	26	6	8					
Haddon Twp Dist 8	Total	501	17	3.39	14	12	14	3	3					
Haddon Twp Dist 9	Total	327	22	6.73	15	17	17	6	6					
Haddon Twp Dist 10	Total	385	27	7.01	16	20	18	6	6	3				
Haddon Twp Dist 11	Total	470	26	5.53	19	21	17	2	2					
Haddon Twp Dist 12	Total	622	26	4.18	26	25	25							
Haddon Twp Dist 13	Total	326	23	7.06	16	21	16	7	7					
Haddon Twp Dist 14	Total	352	42	11.93	32	30	33	7	8	1				
Haddon Twp Dist 15	Total	367	43	11.72	32	31	36	9	8					
Haddon Twp Mail-In Ballot	Total	0	937	0.00	761	766	768	135	153	3				
Haddon Twp Provisional	Total	0	50	0.00	38	40	43	7	7					
Haddon Twp Emergency Ballots	Total	0	0	0.00										
<b>Haddon Twp</b>	<b>Total</b>	<b>6131</b>	<b>1409</b>	<b>22.98</b>	<b>1109</b>	<b>1134</b>	<b>1137</b>	<b>220</b>	<b>244</b>	<b>7</b>				
Haddonfield Dist 1	Total	524	11	2.10	10	10	10	1	1					
Haddonfield Dist 2	Total	698	21	3.01	13	13	14	5	5					
Haddonfield Dist 3	Total	467	24	5.14	17	16	15	3	5					
Haddonfield Dist 4	Total	271	10	3.69	6	6	6							
Haddonfield Dist 5	Total	229	3	1.31	3	2	2							
Haddonfield Dist 6	Total	444	16	3.60	12	14	13	2	3					
Haddonfield Dist 7	Total	485	13	2.68	6	7	12	5	6					
Haddonfield Dist 8	Total	504	27	5.36	19	21	20	2	4					
Haddonfield Dist 9	Total	558	25	4.48	20	20	22	4	5					

**Board of County Commissioners - DEM**

		Registered	Ballots Cast	Turnout (%)	Jeffrey L. NASH	Melinda KANE	Almar DYER	George FALLON	Ann KLEIN	Write-In				
Haddonfield Dist 10	Total	356	15	4.21	9	9	9	2	2					
Haddonfield Mail-In Ballot	Total	0	831	0.00	649	669	647	108	130					
Haddonfield Provisional	Total	0	45	0.00	35	36	35	4	5					
Haddonfield Emergency Ballots	Total	0	0	0.00										
Haddonfield Borough	Total	4536	1041	22.95	799	823	805	136	166					
Haddon Heights Dist 1	Total	348	18	5.17	16	17	15	1	2					
Haddon Heights Dist 2	Total	352	18	5.11	15	12	15	2	3					
Haddon Heights Dist 3	Total	457	38	8.32	29	31	31	5	6					
Haddon Heights Dist 4	Total	314	29	9.24	22	23	21	6	7					
Haddon Heights Dist 5	Total	449	25	5.57	16	18	20	5	6					
Haddon Heights Dist 6	Total	468	19	4.06	15	15	19	2	4					
Haddon Heights Dist 7	Total	433	22	5.08	16	16	18	4	5					
Haddon Heights Mail-In Ballot	Total	0	532	0.00	457	454	462	53	60					
Haddon Heights Provisional	Total	0	31	0.00	26	27	25	6	6	2				
Haddon Heights Emergency Ballots	Total	0	0	0.00										
Haddon Heights Borough	Total	2821	732	25.95	612	613	626	84	99	2				
Hi-Nella Dist 1	Total	342	21	6.14	16	15	16	2	3					
Hi Nella Mail-In Ballot	Total	0	41	0.00	31	34	31	4	5					
Hi Nella Provisional	Total	0	1	0.00		1								
Hi Nella Emergency Ballots	Total	0	0	0.00										
Hi-Nella Borough	Total	342	63	18.42	47	50	47	6	8					
Laurel Springs Dist 1	Total	377	22	5.84	17	15	17	2	3					
Laurel Springs Dist 2	Total	292	20	6.85	17	16	16	1	4					
Laurel Springs Mail-In Ballot	Total	0	78	0.00	66	67	63	9	11					
Laurel Springs Provisional	Total	0	5	0.00	4	4	5	1	1					
Laurel Springs Emergency Ballots	Total	0	0	0.00										
Laurel Springs Borough	Total	669	125	18.68	104	102	101	13	19					
Lawnside Dist 1	Total	895	124	13.85	106	103	102	4	4					
Lawnside Dist 2	Total	913	109	11.94	92	90	92	6	6					
Lawnside Mail-In Ballot	Total	0	241	0.00	209	198	199	14	18					
Lawnside Provisional	Total	0	20	0.00	19	18	18							
Lawnside Emergency Ballots	Total	0	0	0.00										
Lawnside Borough	Total	1808	494	27.32	426	409	411	24	28					
Lindenwold Dist 1	Total	678	50	7.37	34	38	34	3	5					
Lindenwold Dist 2	Total	651	47	7.22	38	41	39	7	6					

**Board of County Commissioners - DEM**

		Registered	Ballots Cast	Turnout (%)	Jeffrey L. NASH	Melinda KANE	Almar DYER	George FALLON	Ann KLEIN	Write-In				
Lindenwold Dist 3	Total	536	69	12.87	59	57	61	7	9					
Lindenwold Dist 4	Total	955	83	8.69	68	72	70	6	6					
Lindenwold Dist 5	Total	726	37	5.10	33	32	32	1	2					
Lindenwold Dist 6	Total	862	88	10.21	76	79	77	5	5					
Lindenwold Dist 7	Total	525	22	4.19	19	18	18	2	3					
Lindenwold Dist 8	Total	852	46	5.40	42	38	36	5	5					
Lindenwold Dist 9	Total	503	49	9.74	43	40	43	5	10					
Lindenwold Mail-In Ballot	Total	0	690	0.00	564	579	577	63	72	1				
Lindenwold Provisional	Total	0	59	0.00	40	42	43	6	6					
Lindenwold Emergency Ballots	Total	0	0	0.00										
Lindenwold Borough	Total	6288	1240	19.72	1016	1036	1030	110	129	1				
Magnolia Dist 1	Total	469	34	7.25	25	26	25	1	2					
Magnolia Dist 2	Total	331	24	7.25	21	21	22	1	1					
Magnolia Dist 3	Total	381	24	6.30	16	14	18	5	6					
Magnolia Dist 4	Total	427	39	9.13	29	28	30	5	6					
Magnolia Mail-In Ballot	Total	0	202	0.00	171	172	169	20	21	3				
Magnolia Provisional	Total	0	11	0.00	10	10	9	2	1					
Magnolia Emergency Ballots	Total	0	0	0.00										
Magnolia Borough	Total	1608	334	20.77	272	271	273	34	37	3				
Merchantville Dist 1	Total	635	88	13.86	60	64	62	18	18	1				
Merchantville Dist 2	Total	397	68	17.13	48	49	48	16	16					
Merchantville Dist 3	Total	407	47	11.55	34	34	30	5	8					
Merchantville Mail-In Ballot	Total	0	282	0.00	196	218	207	49	66					
Merchantville Provisional	Total	0	21	0.00	15	15	15	6	7					
Merchantville Emergency Ballots	Total	0	0	0.00										
Merchantville Borough	Total	1439	506	35.16	353	380	362	94	115	1				
Mt Ephraim Dist 1	Total	368	36	9.78	28	25	26	6	7					
Mt Ephraim Dist 2	Total	445	31	6.97	24	25	26	4	3					
Mt Ephraim Dist 3	Total	395	26	6.58	18	15	17	4	5	1				
Mt Ephraim Dist 4	Total	414	32	7.73	26	23	22	4	4					
Mt. Ephraim Mail-In Ballot	Total	0	228	0.00	188	197	193	22	23					
Mt. Ephraim Provisional	Total	0	11	0.00	9	8	9	2	2					
Mt. Ephraim Emergency Ballots	Total	0	0	0.00										
Mount Ephraim Borough	Total	1622	364	22.44	293	293	293	42	44	1				
Oaklyn Dist 1	Total	406	34	8.37	26	25	25	5	6					
Oaklyn Dist 2	Total	441	38	8.62	27	29	29	6	8					
Oaklyn Dist 3	Total	375	26	6.93	14	17	15	10	9					

**Board of County Commissioners - DEM**

		Registered	Ballots Cast	Turnout (%)	Jeffrey L. NASH	Melinda KANE	Almar DYER	George FALLON	Ann KLEIN	Write-In				
Oaklyn Dist 4	Total	368	23	6.25	22	21	20	1	2					
Oaklyn Mail-In Ballot	Total	0	211	0.00	172	178	185	32	36					
Oaklyn Provisional	Total	0	8	0.00	5	4	6	2	2					
Oaklyn Emergency Ballots	Total	0	0	0.00										
Oaklyn Borough	Total	1590	340	21.38	266	274	280	56	63					
Pennsauken Dist 1	Total	613	46	7.50	38	37	37	3	3					
Pennsauken Dist 2	Total	987	86	8.71	77	74	75	2	3					
Pennsauken Dist 3	Total	547	52	9.51	41	45	40	2	2					
Pennsauken Dist 4	Total	853	49	5.74	45	44	41	2	2					
Pennsauken Dist 5	Total	401	36	8.98	32	32	33	3	4					
Pennsauken Dist 6	Total	661	40	6.05	31	32	26	7	4					
Pennsauken Dist 7	Total	733	41	5.59	33	34	32	3	2					
Pennsauken Dist 8	Total	539	46	8.53	42	43	42	2	2					
Pennsauken Dist 9	Total	499	40	8.02	37	36	35		3					
Pennsauken Dist 10	Total	514	55	10.70	42	45	45	5	4					
Pennsauken Dist 11	Total	516	49	9.50	37	39	37	6	5					
Pennsauken Dist 12	Total	496	48	9.68	38	36	38	1	1					
Pennsauken Dist 13	Total	442	25	5.66	19	18	22	2	5					
Pennsauken Dist 14	Total	691	73	10.56	62	65	62	4	5					
Pennsauken Dist 15	Total	784	50	6.38	40	37	37	2	3					
Pennsauken Dist 16	Total	479	44	9.19	36	39	39	4	3					
Pennsauken Dist 17	Total	792	56	7.07	52	49	45	2	4					
Pennsauken Dist 18	Total	747	37	4.95	31	28	23	4	8					
Pennsauken Dist 19	Total	410	30	7.32	24	27	24	5	4					
Pennsauken Dist 20	Total	510	59	11.57	50	46	48	5	6					
Pennsauken Dist 21	Total	461	41	8.89	32	35	31	1	1					
Pennsauken Dist 22	Total	511	66	12.92	58	55	56	5	5					
Pennsauken Dist 23	Total	456	28	6.14	26	25	21	4	2					
Pennsauken Dist 24	Total	383	26	6.79	22	24	22	2	1					
Pennsauken Mail-In Ballot	Total	0	1501	0.00	1276	1318	1273	124	150					
Pennsauken Provisional	Total	0	75	0.00	56	59	61	7	6					
Pennsauken Emergency Ballots	Total	0	0	0.00										
Pennsauken Twp	Total	14025	2699	19.24	2277	2322	2245	207	238					
Pine Hill Dist 1	Total	633	40	6.32	33	33	34	3	2					
Pine Hill Dist 2	Total	542	24	4.43	22	21	21	2	2					
Pine Hill Dist 3	Total	618	39	6.31	33	33	35	2	3					
Pine Hill Dist 4	Total	814	42	5.16	36	34	36	5	3					
Pine Hill Dist 5	Total	606	40	6.60	33	32	34	3	3					
Pine Hill Dist 6	Total	529	19	3.59	14	14	16	2	4					
Pine Hill Mail-In Ballot	Total	0	441	0.00	377	390	394	32	40					
Pine Hill Provisional	Total	0	23	0.00	14	18	16	4						
Pine Hill Emergency Ballots	Total	0	0	0.00										
Pine Hill Borough	Total	3742	668	17.85	562	575	586	53	57					

**Board of County Commissioners - DEM**

		Registered	Ballots Cast	Turnout (%)	Jeffrey L. NASH	Melinda KANE	Almar DYER	George FALLON	Ann KLEIN	Write-In				
Pine Valley Dist 1	Total	4	0	0.00										
Pine Valley Mail-In Ballot	Total	0	2	0.00	2	2	2							
Pine Valley Provisional	Total	0	0	0.00										
Pine Valley Emergency Ballots	Total	0	0	0.00										
Pine Valley Borough	Total	4	2	50.00	2	2	2							
Runnemede Dist 1	Total	374	47	12.57	27	27	25	11	12					
Runnemede Dist 2	Total	560	65	11.61	41	38	38	19	16	1				
Runnemede Dist 3	Total	357	34	9.52	19	17	17	7	8					
Runnemede Dist 4	Total	506	79	15.61	43	39	39	16	19	3				
Runnemede Dist 5	Total	714	83	11.62	48	48	49	8	8					
Runnemede Dist 6	Total	561	94	16.76	43	41	46	21	21					
Runnemede Mail-In Ballot	Total	0	496	0.00	398	410	404	59	62	3				
Runnemede Provisional	Total	0	39	0.00	18	15	15	8	10	1				
Runnemede Emergency Ballots	Total	0	0	0.00										
Runnemede Borough	Total	3072	937	30.50	637	635	633	149	156	8				
Somerdale Dist 1	Total	804	62	7.71	46	46	44	5	6	3				
Somerdale Dist 2	Total	434	34	7.83	27	25	26	5	5					
Somerdale Dist 3	Total	485	55	11.34	46	46	46	9	7					
Somerdale Dist 4	Total	488	42	8.61	31	30	32	3	4					
Somerdale Mail-In Ballot	Total	0	280	0.00	238	244	239	24	27	3				
Somerdale Provisional	Total	0	27	0.00	21	21	21	4	4					
Somerdale Emergency Ballots	Total	0	0	0.00										
Somerdale Borough	Total	2211	500	22.61	409	412	408	50	53	6				
Stratford Dist 1	Total	231	24	10.39	18	18	18	3	4					
Stratford Dist 2	Total	388	15	3.87	10	10	9	2	2					
Stratford Dist 3	Total	422	30	7.11	23	29	23	7	3					
Stratford Dist 4	Total	455	19	4.18	18	18	16	1	1					
Stratford Dist 5	Total	377	11	2.92	9	9	9							
Stratford Dist 6	Total	381	33	8.66	28	28	26	4	3					
Stratford Mail-In Ballot	Total	0	346	0.00	283	296	287	37	33	1				
Stratford Provisional	Total	0	10	0.00	8	8	8							
Stratford Emergency Ballots	Total	0	0	0.00										
Stratford Borough	Total	2254	488	21.65	397	416	396	54	46	1				
Tavistock Dist 1	Total	3	0	0.00										
Tavistock Mail-In Ballot	Total	0	2	0.00	2	2	2							
Tavistock Provisional	Total	0	0	0.00										

**Board of County Commissioners - DEM**

		Registered	Ballots Cast	Turnout (%)	Jeffrey L. NASH	Melinda KANE	Almar DYER	George FALLON	Ann KLEIN	Write-In				
Tavistock Emergency Ballots	Total	0	0	0.00										
Tavistock Borough	Total	3	2	66.67	2	2	2							
Voorhees Dist 1	Total	769	43	5.59	36	38	36	2	1					
Voorhees Dist 2	Total	640	41	6.41	35	35	35	2	1					
Voorhees Dist 3	Total	570	16	2.81	16	16	16							
Voorhees Dist 4	Total	684	35	5.12	30	25	25	3	4					
Voorhees Dist 5	Total	706	51	7.22	44	46	45	3	6					
Voorhees Dist 6	Total	508	12	2.36	9	9	10	3	3					
Voorhees Dist 7	Total	335	12	3.58	11	10	11	2	2					
Voorhees Dist 8	Total	848	32	3.77	32	29	30		1					
Voorhees Dist 9	Total	619	19	3.07	18	18	19	1	1					
Voorhees Dist 10	Total	504	27	5.36	22	21	19	3	4					
Voorhees Dist 11	Total	432	13	3.01	12	12	12							
Voorhees Dist 12	Total	460	23	5.00	13	14	13	6	6					
Voorhees Dist 13	Total	691	23	3.33	22	21	22	1	1					
Voorhees Dist 14	Total	462	17	3.68	13	14	16	3	2					
Voorhees Dist 15	Total	531	22	4.14	21	21	19	1						
Voorhees Dist 16	Total	343	10	2.92	7	7	7	1						
Voorhees Dist 17	Total	391	17	4.35	13	13	12	2	1					
Voorhees Dist 18	Total	523	22	4.21	19	19	16	1	1					
Voorhees Dist 19	Total	518	15	2.90	12	12	12	2	2					
Voorhees Mail-In Ballot	Total	0	1729	0.00	1473	1482	1457	170	206	4				
Voorhees Provisional	Total	0	83	0.00	68	69	72	11	10					
Voorhees Emergency Ballots	Total	0	0	0.00										
Voorhees Twp	Total	10534	2262	21.47	1926	1931	1904	217	252	4				
Waterford Dist 1	Total	396	24	6.06	11	12	12	5	6					
Waterford Dist 2	Total	526	41	7.79	29	30	28	4	6					
Waterford Dist 3	Total	348	17	4.89	10	9	10	4	3					
Waterford Dist 4	Total	335	15	4.48	9	7	11	6	5					
Waterford Dist 5	Total	397	19	4.79	17	17	14	3	3					
Waterford Dist 6	Total	202	9	4.46	4	7	4	2	2					
Waterford Dist 7	Total	383	21	5.48	11	12	8	6	4					
Waterford Dist 8	Total	233	11	4.72	8	9	9	3	2					
Waterford Mail-In Ballot	Total	0	397	0.00	320	326	320	70	64					
Waterford Provisional	Total	0	20	0.00	16	15	15	5	5					
Waterford Emergency Ballots	Total	0	0	0.00										
Waterford Twp	Total	2820	574	20.35	435	444	431	108	100					
Winslow W1 D1	Total	405	18	4.44	15	15	15	1	2					
Winslow W1 D2	Total	439	17	3.87	9	9	9	5	4					
Winslow W1 D3	Total	301	15	4.98	13	13	12	1	2					
Winslow W1 D4	Total	630	44	6.98	36	35	35	3	4					
Winslow W1 D5	Total	520	25	4.81	21	17	13	3	4					

**Board of County Commissioners - DEM**

		Registered	Ballots Cast	Turnout (%)	Jeffrey L. NASH	Melinda KANE	Almar DYER	George FALLON	Ann KLEIN	Write-In				
Winslow W1 D6	Total	427	33	7.73	25	23	25	5	5					
Winslow Ward 1 Mail-In Ballot	Total	0	411	0.00	322	323	334	55	65					
Winslow Ward 1 Provisional	Total	0	17	0.00	13	13	13	1	2					
Winslow W1 Emergency Ballots	Total	0	0	0.00										
Winslow W2 D1	Total	1053	69	6.55	60	58	58	2	6					
Winslow W2 D2	Total	487	35	7.19	22	24	23	7	5					
Winslow W2 D3	Total	802	56	6.98	46	48	44	3	4					
Winslow W2 D4	Total	615	54	8.78	46	49	46	3	1					
Winslow W2 D5	Total	337	36	10.68	26	24	21	6	6					
Winslow W2 D6	Total	718	52	7.24	44	49	46	3	2					
Winslow Ward 2 Mail-In Ballot	Total	0	478	0.00	388	399	397	59	63	3				
Winslow Ward 2 Provisional	Total	0	19	0.00	16	16	18	3	1					
Winslow W2 Mail-In Ballot Rejected	Total	0	0	0.00										
Winslow W2 Provisional Rejected	Total	0	0	0.00										
Winslow W2 Emergency Ballots	Total	0	0	0.00										
Winslow W3 D1	Total	1038	80	7.71	73	73	72	2	2					
Winslow W3 D2	Total	1020	65	6.37	54	56	50	3	5					
Winslow W3 D3	Total	847	45	5.31	34	40	33	7	8					
Winslow W3 D4	Total	830	53	6.39	47	46	44	2	2					
Winslow W3 D5	Total	967	97	10.03	83	84	80	5	9					
Winslow Ward 3 Mail-In Ballot	Total	0	542	0.00	478	471	470	25	32					
Winslow Ward 3 Provisional	Total	0	41	0.00	35	37	36	2	1					
Winslow W3 Mail-In Ballot Rejected	Total	0	0	0.00										
Winslow W3 Provisional Rejected	Total	0	0	0.00										
Winslow W3 Emergency Ballots	Total	0	0	0.00										
Winslow W4 D1	Total	399	43	10.78	32	32	35	5	5					
Winslow W4 D2	Total	1044	76	7.28	62	64	61	8	7					
Winslow W4 D3	Total	1087	83	7.64	70	74	72	7	4					
Winslow W4 D4	Total	738	60	8.13	50	49	48	7	2					
Winslow W4 D5	Total	958	67	6.99	57	55	55	7	8					
Winslow Ward 4 Mail-In Ballot	Total	0	511	0.00	419	433	440	59	68	2				
Winslow Ward 4 Provisional	Total	0	33	0.00	27	26	25		3					
Winslow W4 Mail-In Ballot Rejected	Total	0	0	0.00										
Winslow W4 Provisional Rejected	Total	0	0	0.00										
Winslow W4 Emergency Ballots	Total	0	0	0.00										
Winslow Twp	Total	15662	3175	20.27	2623	2655	2630	299	332	5				
Woodlynne Dist 1	Total	552	36	6.52	26	26	26	1	2	3				
Woodlynne Dist 2	Total	434	23	5.30	16	19	17	4	5					
Woodlynne Mail-In Ballot	Total	0	47	0.00	37	37	41	3	4					
Woodlynne Provisional	Total	0	4	0.00	2	4	2	1	1					



**Board of County Commissioners - DEM**

		Registered	Ballots Cast	Turnout (%)	Jeffrey L. NASH	Melinda KANE	Almar DYER	George FALLON	Ann KLEIN	Write-In				
Woodlynne Emergency Ballots	Total	0	0	0.00										
Woodlynne Borough	Total	986	110	11.16	81	86	86	9	12	3				
Total - TC-Emergency		187495	377	0.20	280	286	281	48	45					
Total - TC-Machine		187495	13370	7.13	9758	9821	9745	1486	1568	53				
Total - TC-Mail-In Ballot		187495	24833	13.24	20500	20840	20603	2714	3111	57				
Total - TC-Provisional		187495	1553	0.83	1167	1185	1182	174	180	3				
Total - TC-Rejected Ballots		187495	0	0.00										
Contest Total		187495	40133	21.40	31705	32132	31811	4422	4904	113				

**State Committee - DEM**

		Registered	Ballots Cast	Turnout (%)	CAM CO DEM COM	SJ PROG DEMS							
Audubon Boro Dist 1	Total	401	28	6.98	16	6							
Audubon Boro Dist 2	Total	267	16	5.99	8	1							
Audubon Boro Dist 3	Total	498	26	5.22	17	5							
Audubon Boro Dist 4	Total	285	9	3.16	5	1							
Audubon Boro Dist 5	Total	447	18	4.03	12	4							
Audubon Boro Dist 6	Total	488	21	4.30	15	4							
Audubon Boro Dist 7	Total	317	17	5.36	9	4							
Audubon Boro Dist 8	Total	415	12	2.89	9	1							
Audubon Boro Mail-In Ballot	Total	0	433	0.00	323	83							
Audubon Boro Provisional	Total	0	27	0.00	19	5							
Audubon Boro Emergency Ballots	Total	0	0	0.00									
<b>Audubon Borough</b>	<b>Total</b>	<b>3118</b>	<b>607</b>	<b>19.47</b>	<b>433</b>	<b>114</b>							
Audubon Park Dist 1	Total	454	47	10.35	30	1							
Audubon Park Mail-In Ballot	Total	0	51	0.00	46	3							
Audubon Park Provisional	Total	0	3	0.00	1	1							
Audubon Park Emergency Ballots	Total	0	0	0.00									
<b>Audubon Park Borough</b>	<b>Total</b>	<b>454</b>	<b>101</b>	<b>22.25</b>	<b>77</b>	<b>5</b>							
Barrington Dist 1	Total	515	30	5.83	19	9							
Barrington Dist 2	Total	425	26	6.12	16	5							
Barrington Dist 3	Total	485	24	4.95	13	1							
Barrington Dist 4	Total	680	32	4.71	21	5							
Barrington Dist 5	Total	245	13	5.31	13								
Barrington Mail-In Ballot	Total	0	346	0.00	247	74							
Barrington Provisional	Total	0	10	0.00	5	3							
Barrington Emergency Ballots	Total	0	0	0.00									
<b>Barrington Borough</b>	<b>Total</b>	<b>2350</b>	<b>481</b>	<b>20.47</b>	<b>334</b>	<b>97</b>							
Bellmawr Dist 1	Total	701	104	14.84	41	8							
Bellmawr Dist 2	Total	658	77	11.70	32	15							
Bellmawr Dist 3	Total	574	61	10.63	27	11							
Bellmawr Dist 4	Total	561	115	20.50	37	9							
Bellmawr Dist 5	Total	474	34	7.17	19	5							
Bellmawr Dist 6	Total	612	37	6.05	17	1							
Bellmawr Dist 7	Total	457	45	9.85	23	4							
Bellmawr Mail-In Ballot	Total	0	566	0.00	403	86							
Bellmawr Provisional	Total	0	39	0.00	13	8							
Bellmawr Emergency Ballots	Total	0	0	0.00									
<b>Bellmawr Borough</b>	<b>Total</b>	<b>4037</b>	<b>1078</b>	<b>26.70</b>	<b>612</b>	<b>147</b>							

**State Committee - DEM**

		Registered	Ballots Cast	Turnout (%)	CAM CO DEM COM	SJ PROG DEMS								
Berlin Boro Dist 1	Total	346	19	5.49	10	4								
Berlin Boro Dist 2	Total	449	13	2.90	9	1								
Berlin Boro Dist 3	Total	523	26	4.97	16	4								
Berlin Boro Dist 4	Total	436	22	5.05	15	2								
Berlin Boro Dist 5	Total	247	17	6.88	13	3								
Berlin Boro Mail-In Ballot	Total	0	66	0.00	54	11								
Berlin Boro Provisional	Total	0	16	0.00	12	3								
Berlin Boro Emergency Ballots	Total	0	0	0.00										
Berlin Borough	Total	2001	179	8.95	129	28								
Berlin Twp Dist 1	Total	818	52	6.36	39	1								
Berlin Twp Dist 2	Total	332	30	9.04	24	1								
Berlin Twp Dist 3	Total	266	15	5.64	7	3								
Berlin Twp Dist 4	Total	582	23	3.95	12	3								
Berlin Twp Mail-In Ballot	Total	0	420	0.00	353	39								
Berlin Twp Provisional	Total	0	13	0.00	9	3								
Berlin Twp Emergency Ballots	Total	0	0	0.00										
Berlin Township	Total	1998	553	27.68	444	50								
Brooklawn Dist 1	Total	589	46	7.81	31	4								
Brooklawn Mail-In Ballot	Total	0	61	0.00	54	4								
Brooklawn Provisional	Total	0	2	0.00	1									
Brooklawn Emergency Ballots	Total	0	0	0.00										
Brooklawn Borough	Total	589	109	18.51	86	8								
Camden City W1 D1	Total	362	30	8.29	13	2								
Camden City W1 D2	Total	813	79	9.72	45	5								
Camden City W1 D3	Total	684	79	11.55	40	6								
Camden City W1 D4	Total	520	47	9.04	27	2								
Camden City W1 D5	Total	722	68	9.42	41	9								
Camden City W1 D6	Total	783	69	8.81	28	12								
Camden City W1 D7	Total	493	21	4.26	7									
Camden City W1 D8	Total	608	99	16.28	54	10								
Camden City W1 D9	Total	822	80	9.73	43	8								
Camden City W1 D10	Total	602	52	8.64	28	7								
Camden City Ward 1 Mail-In Ballot	Total	0	494	0.00	389	45								
Camden City Ward 1 Provisional	Total	0	67	0.00	44	6								
Camden City W1 Emergency Ballots	Total	0	0	0.00										
Camden City W2 D1	Total	436	53	12.16	21	3								
Camden City W2 D2	Total	612	97	15.85	45	16								
Camden City W2 D3	Total	716	161	22.49	77	18								
Camden City W2 D4	Total	418	32	7.66	13	5								

**State Committee - DEM**

		Registered	Ballots Cast	Turnout (%)	CAM CO DEM COM	SJ PROG DEMS							
Camden City W2 D5	Total	492	50	10.16	22	6							
Camden City W2 D6	Total	920	75	8.15	38	3							
Camden City W2 D7	Total	706	100	14.16	59	4							
Camden City W2 D8	Total	951	96	10.09	47	4							
Camden City W2 D9	Total	1011	98	9.69	45	5							
Camden City W2 D10	Total	471	33	7.01	11	3							
Camden City W2 D11	Total	448	77	17.19	38	6							
Camden City Ward 2 Mail-In Ballot	Total	0	588	0.00	442	55							
Camden City Ward 2 Provisional	Total	0	85	0.00	48	11							
Camden City W2 Emergency Ballots	Total	0	0	0.00									
Camden City W3 D1	Total	520	34	6.54	22	3							
Camden City W3 D2	Total	749	70	9.35	38	9							
Camden City W3 D3	Total	573	57	9.95	33	3							
Camden City W3 D4	Total	625	35	5.60	18	4							
Camden City W3 D5	Total	536	34	6.34	22	2							
Camden City W3 D6	Total	678	74	10.91	40	5							
Camden City W3 D7	Total	635	64	10.08	37	1							
Camden City W3 D8	Total	691	59	8.54	26	7							
Camden City W3 D9	Total	775	66	8.52	41	4							
Camden City Ward 3 Mail-In Ballot	Total	0	427	0.00	311	53							
Camden City Ward 3 Provisional	Total	0	60	0.00	30	11							
Camden City W3 Emergency Ballots	Total	0	0	0.00									
Camden City W4 D1	Total	547	68	12.43	37	7							
Camden City W4 D2	Total	583	51	8.75	25	3							
Camden City W4 D3	Total	634	84	13.25	38	1							
Camden City W4 D4	Total	699	99	14.16	49	6							
Camden City W4 D5	Total	535	49	9.16	28								
Camden City W4 D6	Total	622	36	5.79	23	2							
Camden City W4 D7	Total	585	50	8.55	26	3							
Camden City W4 D8	Total	603	48	7.96	34	3							
Camden City W4 D9	Total	615	73	11.87	41	8							
Camden City W4 D10	Total	603	50	8.29	32	8							
Camden City Ward 4 Mail-In Ballot	Total	0	0	0.00									
Camden City Ward 4 Provisional	Total	0	52	0.00	30	7							
Camden City W4 Emergency Ballots	Total	0	376	0.00	253	50							
Camden City	Total	25398	4746	18.69	2899	451							
Cherry Hill Dist 1	Total	523	31	5.93	18	4							
Cherry Hill Dist 2	Total	608	37	6.09	27	4							
Cherry Hill Dist 3	Total	509	24	4.72	14	1							
Cherry Hill Dist 4	Total	611	24	3.93	21	2							

**State Committee - DEM**

		Registered	Ballots Cast	Turnout (%)	CAM CO DEM COM	SJ PROG DEMS							
Cherry Hill Dist 5	Total	591	46	7.78	32	9							
Cherry Hill Dist 6	Total	428	26	6.07	17	2							
Cherry Hill Dist 7	Total	543	20	3.68	19	1							
Cherry Hill Dist 8	Total	487	36	7.39	27	5							
Cherry Hill Dist 9	Total	925	47	5.08	41	3							
Cherry Hill Dist 10	Total	348	18	5.17	13	4							
Cherry Hill Dist 11	Total	578	36	6.23	22	6							
Cherry Hill Dist 12	Total	628	45	7.17	33	8							
Cherry Hill Dist 13	Total	441	20	4.54	12	5							
Cherry Hill Dist 14	Total	420	17	4.05	12	4							
Cherry Hill Dist 15	Total	619	15	2.42	13	1							
Cherry Hill Dist 16	Total	434	15	3.46	9	4							
Cherry Hill Dist 17	Total	632	29	4.59	21	7							
Cherry Hill Dist 18	Total	456	10	2.19	9								
Cherry Hill Dist 19	Total	558	33	5.91	23	5							
Cherry Hill Dist 20	Total	1048	65	6.20	49	10							
Cherry Hill Dist 21	Total	621	46	7.41	33	9							
Cherry Hill Dist 22	Total	476	21	4.41	16	3							
Cherry Hill Dist 23	Total	705	40	5.67	27	6							
Cherry Hill Dist 24	Total	592	18	3.04	12	6							
Cherry Hill Dist 25	Total	487	37	7.60	28	4							
Cherry Hill Dist 26	Total	775	39	5.03	35	2							
Cherry Hill Dist 27	Total	585	15	2.56	11	1							
Cherry Hill Dist 28	Total	694	35	5.04	25	5							
Cherry Hill Dist 29	Total	692	34	4.91	24	4							
Cherry Hill Dist 30	Total	438	14	3.20	12	1							
Cherry Hill Dist 31	Total	820	45	5.49	23	8							
Cherry Hill Dist 32	Total	388	19	4.90	13	3							
Cherry Hill Dist 33	Total	639	22	3.44	16	3							
Cherry Hill Dist 34	Total	572	15	2.62	14								
Cherry Hill Dist 35	Total	480	20	4.17	8	6							
Cherry Hill Dist 36	Total	619	6	0.97	4								
Cherry Hill Dist 37	Total	554	22	3.97	19	2							
Cherry Hill Dist 38	Total	510	20	3.92	13	5							
Cherry Hill Dist 39	Total	662	16	2.42	12	1							
Cherry Hill Dist 40	Total	478	12	2.51	10								
Cherry Hill Dist 41	Total	444	17	3.83	14	2							
Cherry Hill Dist 42	Total	328	19	5.79	13	3							
Cherry Hill Dist 43	Total	447	15	3.36	10	1							
Cherry Hill Dist 44	Total	696	17	2.44	14	2							
Cherry Hill Dist 45	Total	986	38	3.85	31	6							
Cherry Hill Dist 46	Total	533	23	4.32	18	4							
Cherry Hill Dist 47	Total	691	47	6.80	40	7							
Cherry Hill Dist 48	Total	330	21	6.36	14	3							
Cherry Hill Mail-In Ballot	Total	0	5208	0.00	4119	787							
Cherry Hill Provisional	Total	0	240	0.00	184	45							
Cherry Hill Emergency Ballots	Total	0	0	0.00									
Cherry Hill Twp	Total	27629	6735	24.38	5244	1014							

**State Committee - DEM**

		Registered	Ballots Cast	Turnout (%)	CAM CO DEM COM	SJ PROG DEMS							
Chesilhurst Dist 1	Total	671	57	8.49	42	3							
Chesilhurst Mail-In Ballot	Total	0	98	0.00	77	8							
Chesilhurst Provisional	Total	0	6	0.00	6								
Chesilhurst Emergency Ballots	Total	0	0	0.00									
Chesilhurst Borough	Total	671	161	23.99	125	11							
Clementon Dist 1	Total	513	36	7.02	25	7							
Clementon Dist 2	Total	451	51	11.31	27	14							
Clementon Dist 3	Total	662	42	6.34	32	6							
Clementon Mail-In Ballot	Total	0	233	0.00	157	56							
Clementon Provisional	Total	0	6	0.00	2	2							
Clementon Emergency Ballots	Total	0	0	0.00									
Clementon Borough	Total	1626	368	22.63	243	85							
Collingswood Dist 1	Total	441	58	13.15	35	20							
Collingswood Dist 2	Total	699	83	11.87	55	21							
Collingswood Dist 3	Total	376	40	10.64	28	10							
Collingswood Dist 4	Total	539	71	13.17	43	25							
Collingswood Dist 5	Total	633	38	6.00	29	6							
Collingswood Dist 6	Total	438	61	13.93	37	15							
Collingswood Dist 7	Total	589	69	11.71	44	22							
Collingswood Dist 8	Total	494	61	12.35	29	28							
Collingswood Dist 9	Total	829	97	11.70	59	30							
Collingswood Dist 10	Total	484	68	14.05	42	20							
Collingswood Dist 11	Total	544	45	8.27	21	21							
Collingswood Dist 12	Total	391	46	11.76	29	13							
Collingswood Mail-In Ballot	Total	0	1094	0.00	696	345							
Collingswood Provisional	Total	0	107	0.00	67	31							
Collingswood Emergency Ballots	Total	0	0	0.00									
Collingswood Borough	Total	6457	1938	30.01	1214	607							
Gibbsboro Dist 1	Total	419	23	5.49	15	4							
Gibbsboro Dist 2	Total	362	12	3.31	8	2							
Gibbsboro Mail-In Ballot	Total	0	133	0.00	110	18							
Gibbsboro Provisional	Total	0	7	0.00	5	2							
Gibbsboro Emergency Ballots	Total	0	0	0.00									
Gibbsboro Borough	Total	781	175	22.41	138	26							
Gloucester City W1 D1	Total	422	15	3.55	11	1							

**State Committee - DEM**

		Registered	Ballots Cast	Turnout (%)	CAM CO DEM COM	SJ PROG DEMS							
Gloucester City W1 D2	Total	410	15	3.66	9	2							
Gloucester City W1 D3	Total	305	39	12.79	21	7							
Gloucester City Ward 1 Mail-In Ballot	Total	0	105	0.00	87	13							
Gloucester City Ward 1 Provisional	Total	0	13	0.00	9	2							
Gloucester City W1 Emergency Ballots	Total	0	0	0.00									
Gloucester City W2 D1	Total	333	18	5.41	11	2							
Gloucester City W2 D2	Total	428	26	6.07	16	2							
Gloucester City W2 D3	Total	488	35	7.17	23	2							
Gloucester City Ward 2 Mail-In Ballot	Total	0	169	0.00	147	17							
Gloucester City Ward 2 Provisional	Total	0	2	0.00		1							
Gloucester City W2 Emergency Ballots	Total	0	0	0.00									
Gloucester City W3 D1	Total	518	24	4.63	16	1							
Gloucester City W3 D2	Total	514	17	3.31	9								
Gloucester City Ward 3 Mail-In Ballot	Total	0	142	0.00	104	25							
Gloucester City Ward 3 Provisional	Total	0	3	0.00	1								
Gloucester City W3 Emergency Ballots	Total	0	0	0.00									
Gloucester City	Total	3418	623	18.23	464	75							
Gloucester Twp Dist 1	Total	309	20	6.47	14	2							
Gloucester Twp Dist 2	Total	376	13	3.46	7	1							
Gloucester Twp Dist 3	Total	335	10	2.99	5								
Gloucester Twp Dist 4	Total	464	31	6.68	19	2							
Gloucester Twp Dist 5	Total	656	16	2.44	2	1							
Gloucester Twp Dist 6	Total	715	35	4.90	23	5							
Gloucester Twp Dist 7	Total	503	51	10.14	40	6							
Gloucester Twp Dist 8	Total	650	43	6.62	30	7							
Gloucester Twp Dist 9	Total	583	33	5.66	25	6							
Gloucester Twp Dist 10	Total	430	25	5.81	15	5							
Gloucester Twp Dist 11	Total	466	27	5.79	18	3							
Gloucester Twp Dist 12	Total	573	34	5.93	27	4							
Gloucester Twp Dist 13	Total	827	28	3.39	23	1							
Gloucester Twp Dist 14	Total	754	50	6.63	40	5							
Gloucester Twp Dist 15	Total	658	37	5.62	24	5							
Gloucester Twp Dist 16	Total	461	30	6.51	21	3							
Gloucester Twp Dist 17	Total	1168	49	4.20	37	6							
Gloucester Twp Dist 18	Total	809	56	6.92	43	4							
Gloucester Twp Dist 19	Total	701	44	6.28	35	6							
Gloucester Twp Dist 20	Total	646	44	6.81	37	2							
Gloucester Twp Dist 21	Total	329	22	6.69	16								
Gloucester Twp Dist 22	Total	476	17	3.57	12	4							
Gloucester Twp Dist 23	Total	754	50	6.63	37	3							

**State Committee - DEM**

		Registered	Ballots Cast	Turnout (%)	CAM CO DEM COM	SJ PROG DEMS							
Gloucester Twp Dist 24	Total	553	30	5.42	16	2							
Gloucester Twp Dist 25	Total	494	45	9.11	30	3							
Gloucester Twp Dist 26	Total	411	17	4.14	14	1							
Gloucester Twp Dist 27	Total	451	26	5.76	23								
Gloucester Twp Dist 28	Total	638	35	5.49	23	6							
Gloucester Twp Dist 29	Total	654	45	6.88	37	5							
Gloucester Twp Dist 30	Total	639	44	6.89	35	2							
Gloucester Twp Dist 31	Total	433	21	4.85	14	3							
Gloucester Twp Dist 32	Total	633	43	6.79	34	4							
Gloucester Twp Dist 33	Total	750	55	7.33	45	3							
Gloucester Twp Dist 34	Total	520	24	4.62	17	1							
Gloucester Twp Dist 35	Total	883	57	6.46	45	3							
Gloucester Twp Dist 36	Total	477	35	7.34	29	1							
Gloucester Twp Dist 37	Total	357	31	8.68	26	3							
Gloucester Twp Dist 38	Total	384	21	5.47	16	1							
Gloucester Twp Dist 39	Total	308	12	3.90	9	1							
Gloucester Twp Dist 40	Total	573	22	3.84	14	5							
Gloucester Twp Mail-In Ballot	Total	0	2744	0.00	2141	386							
Gloucester Twp Provisional	Total	0	142	0.00	102	26							
Gloucester Twp Emergency Ballots	Total	0	0	0.00									
<b>Gloucester Twp</b>	<b>Total</b>	<b>22801</b>	<b>4214</b>	<b>18.48</b>	<b>3220</b>	<b>537</b>							
Haddon Twp Dist 1	Total	450	28	6.22	15	10							
Haddon Twp Dist 2	Total	357	31	8.68	22	5							
Haddon Twp Dist 3	Total	586	39	6.66	25	7							
Haddon Twp Dist 4	Total	385	23	5.97	19	3							
Haddon Twp Dist 5	Total	289	19	6.57	14	4							
Haddon Twp Dist 6	Total	337	25	7.42	16	7							
Haddon Twp Dist 7	Total	377	31	8.22	23	6							
Haddon Twp Dist 8	Total	501	17	3.39	12	4							
Haddon Twp Dist 9	Total	327	22	6.73	14	7							
Haddon Twp Dist 10	Total	385	27	7.01	18	7							
Haddon Twp Dist 11	Total	470	26	5.53	15	6							
Haddon Twp Dist 12	Total	622	26	4.18	24	1							
Haddon Twp Dist 13	Total	326	23	7.06	17	6							
Haddon Twp Dist 14	Total	352	42	11.93	28	10							
Haddon Twp Dist 15	Total	367	43	11.72	31	7							
Haddon Twp Mail-In Ballot	Total	0	937	0.00	687	194							
Haddon Twp Provisional	Total	0	50	0.00	34	10							
Haddon Twp Emergency Ballots	Total	0	0	0.00									
<b>Haddon Twp</b>	<b>Total</b>	<b>6131</b>	<b>1409</b>	<b>22.98</b>	<b>1014</b>	<b>294</b>							
Haddonfield Dist 1	Total	524	11	2.10	10								
Haddonfield Dist 2	Total	698	21	3.01	13	3							



## State Committee - DEM

		Registered	Ballots Cast	Turnout (%)	CAM CO DEM COM	SJ PROG DEMS							
Haddonfield Dist 3	Total	467	24	5.14	16	4							
Haddonfield Dist 4	Total	271	10	3.69	3								
Haddonfield Dist 5	Total	229	3	1.31	2								
Haddonfield Dist 6	Total	444	16	3.60	10	5							
Haddonfield Dist 7	Total	485	13	2.68	7	4							
Haddonfield Dist 8	Total	504	27	5.36	15	5							
Haddonfield Dist 9	Total	558	25	4.48	15	4							
Haddonfield Dist 10	Total	356	15	4.21	5	4							
Haddonfield Mail-In Ballot	Total	0	831	0.00	555	208							
Haddonfield Provisional	Total	0	45	0.00	34	5							
Haddonfield Emergency Ballots	Total	0	0	0.00									
Haddonfield Borough	Total	4536	1041	22.95	685	242							
Haddon Heights Dist 1	Total	348	18	5.17	16	1							
Haddon Heights Dist 2	Total	352	18	5.11	15	1							
Haddon Heights Dist 3	Total	457	38	8.32	25	7							
Haddon Heights Dist 4	Total	314	29	9.24	21	6							
Haddon Heights Dist 5	Total	449	25	5.57	17	4							
Haddon Heights Dist 6	Total	468	19	4.06	14	4							
Haddon Heights Dist 7	Total	433	22	5.08	15	2							
Haddon Heights Mail-In Ballot	Total	0	532	0.00	410	86							
Haddon Heights Provisional	Total	0	31	0.00	23	8							
Haddon Heights Emergency Ballots	Total	0	0	0.00									
Haddon Heights Borough	Total	2821	732	25.95	556	119							
Hi-Nella Dist 1	Total	342	21	6.14	13	4							
Hi Nella Mail-In Ballot	Total	0	41	0.00	28	6							
Hi Nella Provisional	Total	0	1	0.00		1							
Hi Nella Emergency Ballots	Total	0	0	0.00									
Hi-Nella Borough	Total	342	63	18.42	41	11							
Laurel Springs Dist 1	Total	377	22	5.84	17	2							
Laurel Springs Dist 2	Total	292	20	6.85	16	2							
Laurel Springs Mail-In Ballot	Total	0	78	0.00	58	16							
Laurel Springs Provisional	Total	0	5	0.00	4	1							
Laurel Springs Emergency Ballots	Total	0	0	0.00									
Laurel Springs Borough	Total	669	125	18.68	95	21							
Lawnside Dist 1	Total	895	124	13.85	97	2							
Lawnside Dist 2	Total	913	109	11.94	83	6							

**State Committee - DEM**

		Registered	Ballots Cast	Turnout (%)	CAM CO DEM COM	SJ PROG DEMS							
Lawnside Mail-In Ballot	Total	0	241	0.00	200	19							
Lawnside Provisional	Total	0	20	0.00	18	1							
Lawnside Emergency Ballots	Total	0	0	0.00									
<b>Lawnside Borough</b>	<b>Total</b>	<b>1808</b>	<b>494</b>	<b>27.32</b>	<b>398</b>	<b>28</b>							
Lindenwold Dist 1	Total	678	50	7.37	34	3							
Lindenwold Dist 2	Total	651	47	7.22	36	9							
Lindenwold Dist 3	Total	536	69	12.87	58	6							
Lindenwold Dist 4	Total	955	83	8.69	67	8							
Lindenwold Dist 5	Total	726	37	5.10	30	2							
Lindenwold Dist 6	Total	862	88	10.21	78	6							
Lindenwold Dist 7	Total	525	22	4.19	20	2							
Lindenwold Dist 8	Total	852	46	5.40	38	3							
Lindenwold Dist 9	Total	503	49	9.74	41	5							
Lindenwold Mail-In Ballot	Total	0	690	0.00	538	86							
Lindenwold Provisional	Total	0	59	0.00	44	7							
Lindenwold Emergency Ballots	Total	0	0	0.00									
<b>Lindenwold Borough</b>	<b>Total</b>	<b>6288</b>	<b>1240</b>	<b>19.72</b>	<b>984</b>	<b>137</b>							
Magnolia Dist 1	Total	469	34	7.25	23	3							
Magnolia Dist 2	Total	331	24	7.25	19	2							
Magnolia Dist 3	Total	381	24	6.30	16	4							
Magnolia Dist 4	Total	427	39	9.13	28	3							
Magnolia Mail-In Ballot	Total	0	202	0.00	164	23							
Magnolia Provisional	Total	0	11	0.00	9	2							
Magnolia Emergency Ballots	Total	0	0	0.00									
<b>Magnolia Borough</b>	<b>Total</b>	<b>1608</b>	<b>334</b>	<b>20.77</b>	<b>259</b>	<b>37</b>							
Merchantville Dist 1	Total	635	88	13.86	55	18							
Merchantville Dist 2	Total	397	68	17.13	35	25							
Merchantville Dist 3	Total	407	47	11.55	28	13							
Merchantville Mail-In Ballot	Total	0	282	0.00	160	91							
Merchantville Provisional	Total	0	21	0.00	11	10							
Merchantville Emergency Ballots	Total	0	0	0.00									
<b>Merchantville Borough</b>	<b>Total</b>	<b>1439</b>	<b>506</b>	<b>35.16</b>	<b>289</b>	<b>157</b>							
Mt Ephraim Dist 1	Total	368	36	9.78	24	4							
Mt Ephraim Dist 2	Total	445	31	6.97	21	4							
Mt Ephraim Dist 3	Total	395	26	6.58	13	5							
Mt Ephraim Dist 4	Total	414	32	7.73	19	3							
Mt. Ephraim Mail-In Ballot	Total	0	228	0.00	179	30							

**State Committee - DEM**

		Registered	Ballots Cast	Turnout (%)	CAM CO DEM COM	SJ PROG DEMS							
Mt. Ephraim Provisional	Total	0	11	0.00	7	2							
Mt. Ephraim Emergency Ballots	Total	0	0	0.00									
Mount Ephraim Borough	Total	1622	364	22.44	263	48							
Oaklyn Dist 1	Total	406	34	8.37	22	7							
Oaklyn Dist 2	Total	441	38	8.62	28	7							
Oaklyn Dist 3	Total	375	26	6.93	12	10							
Oaklyn Dist 4	Total	368	23	6.25	20	2							
Oaklyn Mail-In Ballot	Total	0	211	0.00	144	58							
Oaklyn Provisional	Total	0	8	0.00	5	2							
Oaklyn Emergency Ballots	Total	0	0	0.00									
Oaklyn Borough	Total	1590	340	21.38	231	86							
Pennsauken Dist 1	Total	613	46	7.50	36	3							
Pennsauken Dist 2	Total	987	86	8.71	72	3							
Pennsauken Dist 3	Total	547	52	9.51	38	2							
Pennsauken Dist 4	Total	853	49	5.74	42	3							
Pennsauken Dist 5	Total	401	36	8.98	31	3							
Pennsauken Dist 6	Total	661	40	6.05	26	3							
Pennsauken Dist 7	Total	733	41	5.59	32	2							
Pennsauken Dist 8	Total	539	46	8.53	40	2							
Pennsauken Dist 9	Total	499	40	8.02	35	1							
Pennsauken Dist 10	Total	514	55	10.70	45	2							
Pennsauken Dist 11	Total	516	49	9.50	35	9							
Pennsauken Dist 12	Total	496	48	9.68	38	2							
Pennsauken Dist 13	Total	442	25	5.66	19	2							
Pennsauken Dist 14	Total	691	73	10.56	61	1							
Pennsauken Dist 15	Total	784	50	6.38	36								
Pennsauken Dist 16	Total	479	44	9.19	36	3							
Pennsauken Dist 17	Total	792	56	7.07	46	5							
Pennsauken Dist 18	Total	747	37	4.95	28	5							
Pennsauken Dist 19	Total	410	30	7.32	21	6							
Pennsauken Dist 20	Total	510	59	11.57	44	3							
Pennsauken Dist 21	Total	461	41	8.89	32								
Pennsauken Dist 22	Total	511	66	12.92	53	4							
Pennsauken Dist 23	Total	456	28	6.14	22	2							
Pennsauken Dist 24	Total	383	26	6.79	23								
Pennsauken Mail-In Ballot	Total	0	1502	0.00	1212	170							
Pennsauken Provisional	Total	0	75	0.00	55	6							
Pennsauken Emergency Ballots	Total	0	0	0.00									
Pennsauken Twp	Total	14025	2700	19.25	2158	242							
Pine Hill Dist 1	Total	633	40	6.32	32	3							

**State Committee - DEM**

		Registered	Ballots Cast	Turnout (%)	CAM CO DEM COM	SJ PROG DEMS							
Pine Hill Dist 2	Total	542	24	4.43	21	2							
Pine Hill Dist 3	Total	618	39	6.31	34	2							
Pine Hill Dist 4	Total	814	42	5.16	31	7							
Pine Hill Dist 5	Total	606	40	6.60	32	1							
Pine Hill Dist 6	Total	529	19	3.59	16								
Pine Hill Mail-In Ballot	Total	0	441	0.00	367	51							
Pine Hill Provisional	Total	0	23	0.00	16	2							
Pine Hill Emergency Ballots	Total	0	0	0.00									
Pine Hill Borough	Total	3742	668	17.85	549	68							
Pine Valley Dist 1	Total	4	0	0.00									
Pine Valley Mail-In Ballot	Total	0	2	0.00	2								
Pine Valley Provisional	Total	0	0	0.00									
Pine Valley Emergency Ballots	Total	0	0	0.00									
Pine Valley Borough	Total	4	2	50.00	2								
Runnemede Dist 1	Total	374	47	12.57	26	7							
Runnemede Dist 2	Total	560	65	11.61	38	6							
Runnemede Dist 3	Total	357	34	9.52	12	7							
Runnemede Dist 4	Total	506	79	15.61	31	6							
Runnemede Dist 5	Total	714	83	11.62	41	2							
Runnemede Dist 6	Total	561	94	16.76	43	6							
Runnemede Mail-In Ballot	Total	0	496	0.00	361	78							
Runnemede Provisional	Total	0	39	0.00	17	6							
Runnemede Emergency Ballots	Total	0	0	0.00									
Runnemede Borough	Total	3072	937	30.50	569	118							
Somerdale Dist 1	Total	804	62	7.71	41	5							
Somerdale Dist 2	Total	434	34	7.83	19	9							
Somerdale Dist 3	Total	485	55	11.34	43	8							
Somerdale Dist 4	Total	488	42	8.61	29	2							
Somerdale Mail-In Ballot	Total	0	280	0.00	216	39							
Somerdale Provisional	Total	0	27	0.00	20	4							
Somerdale Emergency Ballots	Total	0	0	0.00									
Somerdale Borough	Total	2211	500	22.61	368	67							
Stratford Dist 1	Total	231	24	10.39	15	4							
Stratford Dist 2	Total	388	15	3.87	6	3							
Stratford Dist 3	Total	422	30	7.11	27								
Stratford Dist 4	Total	455	19	4.18	16	1							
Stratford Dist 5	Total	377	11	2.92	10								

**State Committee - DEM**

		Registered	Ballots Cast	Turnout (%)	CAM CO DEM COM	SJ PROG DEMS							
Stratford Dist 6	Total	381	33	8.66	26	1							
Stratford Mail-In Ballot	Total	0	346	0.00	265	51							
Stratford Provisional	Total	0	10	0.00	7								
Stratford Emergency Ballots	Total	0	0	0.00									
Stratford Borough	Total	2254	488	21.65	372	60							
Tavistock Dist 1	Total	3	0	0.00									
Tavistock Mail-In Ballot	Total	0	2	0.00	2								
Tavistock Provisional	Total	0	0	0.00									
Tavistock Emergency Ballots	Total	0	0	0.00									
Tavistock Borough	Total	3	2	66.67	2								
Voorhees Dist 1	Total	769	43	5.59	31	3							
Voorhees Dist 2	Total	640	41	6.41	34	1							
Voorhees Dist 3	Total	570	16	2.81	15								
Voorhees Dist 4	Total	684	35	5.12	32	1							
Voorhees Dist 5	Total	706	51	7.22	43	6							
Voorhees Dist 6	Total	508	12	2.36	8	4							
Voorhees Dist 7	Total	335	12	3.58	11	1							
Voorhees Dist 8	Total	848	32	3.77	32								
Voorhees Dist 9	Total	619	19	3.07	15	3							
Voorhees Dist 10	Total	504	27	5.36	21	3							
Voorhees Dist 11	Total	432	13	3.01	11								
Voorhees Dist 12	Total	460	23	5.00	13	6							
Voorhees Dist 13	Total	691	23	3.33	20	1							
Voorhees Dist 14	Total	462	17	3.68	13	3							
Voorhees Dist 15	Total	531	22	4.14	20								
Voorhees Dist 16	Total	343	10	2.92	5	3							
Voorhees Dist 17	Total	391	17	4.35	13	1							
Voorhees Dist 18	Total	523	22	4.21	18	3							
Voorhees Dist 19	Total	518	15	2.90	11	3							
Voorhees Mail-In Ballot	Total	0	1729	0.00	1381	246							
Voorhees Provisional	Total	0	83	0.00	61	11							
Voorhees Emergency Ballots	Total	0	0	0.00									
Voorhees Twp	Total	10534	2262	21.47	1808	299							
Waterford Dist 1	Total	396	24	6.06	12	5							
Waterford Dist 2	Total	526	41	7.79	26	7							
Waterford Dist 3	Total	348	17	4.89	10	1							
Waterford Dist 4	Total	335	15	4.48	9	2							
Waterford Dist 5	Total	397	19	4.79	15	2							
Waterford Dist 6	Total	202	9	4.46	4	2							
Waterford Dist 7	Total	383	21	5.48	9	4							
Waterford Dist 8	Total	233	11	4.72	9	1							

**State Committee - DEM**

		Registered	Ballots Cast	Turnout (%)	CAM CO DEM COM	SJ PROG DEMS							
Waterford Mail-In Ballot	Total	0	397	0.00	298	66							
Waterford Provisional	Total	0	20	0.00	17	1							
Waterford Emergency Ballots	Total	0	0	0.00									
Waterford Twp	Total	2820	574	20.35	409	91							
Winslow W1 D1	Total	405	18	4.44	17								
Winslow W1 D2	Total	439	17	3.87	9	4							
Winslow W1 D3	Total	301	15	4.98	9	3							
Winslow W1 D4	Total	630	44	6.98	36	4							
Winslow W1 D5	Total	520	25	4.81	19	1							
Winslow W1 D6	Total	427	33	7.73	27	2							
Winslow Ward 1 Mail-In Ballot	Total	0	411	0.00	316	55							
Winslow Ward 1 Provisional	Total	0	17	0.00	12	2							
Winslow W1 Emergency Ballots	Total	0	0	0.00									
Winslow W2 D1	Total	1053	69	6.55	60	3							
Winslow W2 D2	Total	487	35	7.19	23	2							
Winslow W2 D3	Total	802	56	6.98	49	2							
Winslow W2 D4	Total	615	54	8.78	45	2							
Winslow W2 D5	Total	337	36	10.68	27	2							
Winslow W2 D6	Total	718	52	7.24	46	3							
Winslow Ward 2 Mail-In Ballot	Total	0	478	0.00	369	69							
Winslow Ward 2 Provisional	Total	0	19	0.00	17	1							
Winslow W2 Mail-In Ballot Rejected	Total	0	0	0.00									
Winslow W2 Provisional Rejected	Total	0	0	0.00									
Winslow W2 Emergency Ballots	Total	0	0	0.00									
Winslow W3 D1	Total	1038	80	7.71	72	2							
Winslow W3 D2	Total	1020	65	6.37	56	3							
Winslow W3 D3	Total	847	45	5.31	34	6							
Winslow W3 D4	Total	830	53	6.39	44	3							
Winslow W3 D5	Total	967	97	10.03	83	5							
Winslow Ward 3 Mail-In Ballot	Total	0	542	0.00	464	39							
Winslow Ward 3 Provisional	Total	0	41	0.00	33	2							
Winslow W3 Mail-In Ballot Rejected	Total	0	0	0.00									
Winslow W3 Provisional Rejected	Total	0	0	0.00									
Winslow W3 Emergency Ballots	Total	0	0	0.00									
Winslow W4 D1	Total	399	43	10.78	32	3							
Winslow W4 D2	Total	1044	76	7.28	59	5							
Winslow W4 D3	Total	1087	83	7.64	67	5							
Winslow W4 D4	Total	738	60	8.13	51	2							
Winslow W4 D5	Total	958	67	6.99	57	5							
Winslow Ward 4 Mail-In Ballot	Total	0	511	0.00	417	66							
Winslow Ward 4 Provisional	Total	0	33	0.00	27	1							

**State Committee - DEM**

		Registered	Ballots Cast	Turnout (%)	CAM CO DEM COM	SJ PROG DEMS							
Winslow W4 Mail-In Ballot Rejected	Total	0	0	0.00									
Winslow W4 Provisional Rejected	Total	0	0	0.00									
Winslow W4 Emergency Ballots	Total	0	0	0.00									
Winslow Twp	Total	15662	3175	20.27	2577	302							
Woodlynne Dist 1	Total	552	36	6.52	23	2							
Woodlynne Dist 2	Total	434	23	5.30	15	4							
Woodlynne Mail-In Ballot	Total	0	47	0.00	35	5							
Woodlynne Provisional	Total	0	4	0.00	2	1							
Woodlynne Emergency Ballots	Total	0	0	0.00									
Woodlynne Borough	Total	986	110	11.16	75	12							
Total - TC-Emergency		187495	376	0.20	253	50							
Total - TC-Machine		187495	13370	7.13	8964	1531							
Total - TC-Mail-In Ballot		187495	24835	13.25	19088	3860							
Total - TC-Provisional		187495	1553	0.83	1061	253							
Total - TC-Rejected Ballots		187495	0	0.00									
Contest Total		187495	40134	21.41	29366	5694							

**Audubon Boro County Committee Man - DEM**

		Registered	Ballots Cast	Turnout (%)	Robert JAKUBOWSKI	John J. WARD	Jamie DI FRANCESCO	David ALEMI	Dominic CERITTO	Write-In				
Audubon Boro Dist 1	Total	401	28	6.98	22	24	20	22	22					
Audubon Boro Dist 2	Total	267	16	5.99	10	8	9	8	9					
Audubon Boro Dist 3	Total	498	26	5.22	22	21	21	21	21	5				
Audubon Boro Dist 4	Total	285	9	3.16	6	6	6	6	6					
Audubon Boro Dist 5	Total	447	18	4.03	15	15	15	15	15					
Audubon Boro Dist 6	Total	488	21	4.30	20	20	18	18	17					
Audubon Boro Dist 7	Total	317	17	5.36	15	15	14	15	14					
Audubon Boro Dist 8	Total	415	12	2.89	11	8	9	9	10					
Audubon Boro Mail-In Ballot	Total	0	433	0.00	393	388	390	390	389	8				
Audubon Boro Provisional	Total	0	27	0.00	23	24	24	23	23					
Audubon Boro Emergency Ballots	Total	0	0	0.00										
Audubon Borough	Total	3118	607	19.47	537	529	526	527	526	13				
Total - TC-Emergency		3118	0	0.00										
Total - TC-Machine		3118	147	4.71	121	117	112	114	114	5				
Total - TC-Mail-In Ballot		3118	433	13.89	393	388	390	390	389	8				
Total - TC-Provisional		3118	27	0.87	23	24	24	23	23					
Total - TC-Rejected Ballots		3118	0	0.00										
Contest Total		3118	607	19.47	537	529	526	527	526	13				



**Audubon Boro County Committee Woman - DEM**

		Registered	Ballots Cast	Turnout (%)	Patricia WHALEN	Lauren SCHIAVO	Sonia GRYZEWSKI	Joanne PRINCE	Paula WARD	Write-In			
Audubon Boro Dist 1	Total	401	28	6.98	22	23	21	21	24				
Audubon Boro Dist 2	Total	267	16	5.99	9	11	9	9	9				
Audubon Boro Dist 3	Total	498	26	5.22	22	21	21	20	21	5			
Audubon Boro Dist 4	Total	285	9	3.16	6	6	6	6	6				
Audubon Boro Dist 5	Total	447	18	4.03	16	15	15	14	16				
Audubon Boro Dist 6	Total	488	21	4.30	20	18	18	19	20				
Audubon Boro Dist 7	Total	317	17	5.36	13	13	11	13	13				
Audubon Boro Dist 8	Total	415	12	2.89	10	10	9	10	9				
Audubon Boro Mail-In Ballot	Total	0	433	0.00	396	395	392	391	389				
Audubon Boro Provisional	Total	0	27	0.00	23	23	24	23	21				
Audubon Boro Emergency Ballots	Total	0	0	0.00									
Audubon Borough	Total	3118	607	19.47	537	535	526	526	528	5			
Total - TC-Emergency		3118	0	0.00									
Total - TC-Machine		3118	147	4.71	118	117	110	112	118	5			
Total - TC-Mail-In Ballot		3118	433	13.89	396	395	392	391	389				
Total - TC-Provisional		3118	27	0.87	23	23	24	23	21				
Total - TC-Rejected Ballots		3118	0	0.00									
Contest Total		3118	607	19.47	537	535	526	526	528	5			

**Audubon Park Council - DEM**

		Registered	Ballots Cast	Turnout (%)	Caitleen LOWE	Amy PARATORE	Write-In							
Audubon Park Dist 1	Total	454	47	10.35	35	29								
Audubon Park Mail-In Ballot	Total	0	51	0.00	46	45								
Audubon Park Provisional	Total	0	3	0.00	2	2								
Audubon Park Emergency Ballots	Total	0	0	0.00										
Audubon Park Borough	Total	454	101	22.25	83	76								
Total - TC-Emergency		454	0	0.00										
Total - TC-Machine		454	47	10.35	35	29								
Total - TC-Mail-In Ballot		454	51	11.23	46	45								
Total - TC-Provisional		454	3	0.66	2	2								
Total - TC-Rejected Ballots		454	0	0.00										
Contest Total		454	101	22.25	83	76								

**Audubon Park County Committee Man - DEM**

		Registered	Ballots Cast	Turnout (%)	Mitchell SIEGEL	Write-In							
Audubon Park Dist 1	Total	454	47	10.35	36								
Audubon Park Mail-In Ballot	Total	0	51	0.00	42								
Audubon Park Provisional	Total	0	3	0.00	2								
Audubon Park Emergency Ballots	Total	0	0	0.00									
Audubon Park Borough	Total	454	101	22.25	80								
Total - TC-Emergency		454	0	0.00									
Total - TC-Machine		454	47	10.35	36								
Total - TC-Mail-In Ballot		454	51	11.23	42								
Total - TC-Provisional		454	3	0.66	2								
Total - TC-Rejected Ballots		454	0	0.00									
Contest Total		454	101	22.25	80								

**Audubon Park County Committee Woman - DEM**

		Registered	Ballots Cast	Turnout (%)	Sandra HOOK	Write-In								
Audubon Park Dist 1	Total	454	47	10.35	35									
Audubon Park Mail-In Ballot	Total	0	51	0.00	43									
Audubon Park Provisional	Total	0	3	0.00	2									
Audubon Park Emergency Ballots	Total	0	0	0.00										
Audubon Park Borough	Total	454	101	22.25	80									
Total - TC-Emergency		454	0	0.00										
Total - TC-Machine		454	47	10.35	35									
Total - TC-Mail-In Ballot		454	51	11.23	43									
Total - TC-Provisional		454	3	0.66	2									
Total - TC-Rejected Ballots		454	0	0.00										
Contest Total		454	101	22.25	80									

**Barrington Council - DEM**

		Registered	Ballots Cast	Turnout (%)	Michael DRUMM	Shawn LUDWIG	Write-In							
Barrington Dist 1	Total	515	30	5.83	27	26								
Barrington Dist 2	Total	425	26	6.12	24	23								
Barrington Dist 3	Total	485	24	4.95	21	19								
Barrington Dist 4	Total	680	32	4.71	27	25	1							
Barrington Dist 5	Total	245	13	5.31	13	12								
Barrington Mail-In Ballot	Total	0	346	0.00	308	302	2							
Barrington Provisional	Total	0	10	0.00	8	8								
Barrington Emergency Ballots	Total	0	0	0.00										
Barrington Borough	Total	2350	481	20.47	428	415	3							
Total - TC-Emergency		2350	0	0.00										
Total - TC-Machine		2350	125	5.32	112	105	1							
Total - TC-Mail-In Ballot		2350	346	14.72	308	302	2							
Total - TC-Provisional		2350	10	0.43	8	8								
Total - TC-Rejected Ballots		2350	0	0.00										
Contest Total		2350	481	20.47	428	415	3							

**Barrington County Committee Man - DEM**

		Registered	Ballots Cast	Turnout (%)	Robert HARRIS	Shawn LUDWIG	Michael BEACH	Write-In					
Barrington Dist 1	Total	515	30	5.83	29	25	26						
Barrington Dist 2	Total	425	26	6.12	23	23	23						
Barrington Dist 3	Total	485	24	4.95	19	17	18						
Barrington Dist 4	Total	680	32	4.71	26	26	26						
Barrington Dist 5	Total	245	13	5.31	13	12	13						
Barrington Mail-In Ballot	Total	0	346	0.00	307	297	308	1					
Barrington Provisional	Total	0	10	0.00	8	8	8						
Barrington Emergency Ballots	Total	0	0	0.00									
Barrington Borough	Total	2350	481	20.47	425	408	422	1					
Total - TC-Emergency		2350	0	0.00									
Total - TC-Machine		2350	125	5.32	110	103	106						
Total - TC-Mail-In Ballot		2350	346	14.72	307	297	308	1					
Total - TC-Provisional		2350	10	0.43	8	8	8						
Total - TC-Rejected Ballots		2350	0	0.00									
Contest Total		2350	481	20.47	425	408	422	1					

**Barrington County Committee Woman - DEM**

		Registered	Ballots Cast	Turnout (%)	Patricia EGAN JONES	Felicia ROBNOLT	Elizabeth CAVALLARO	Write-In						
Barrington Dist 1	Total	515	30	5.83	28	27	27							
Barrington Dist 2	Total	425	26	6.12	25	21	22							
Barrington Dist 3	Total	485	24	4.95	19	18	19							
Barrington Dist 4	Total	680	32	4.71	28	25	26	1						
Barrington Dist 5	Total	245	13	5.31	13	12	13							
Barrington Mail-In Ballot	Total	0	346	0.00	320	303	307							
Barrington Provisional	Total	0	10	0.00	8	8	8							
Barrington Emergency Ballots	Total	0	0	0.00										
Barrington Borough	Total	2350	481	20.47	441	414	422	1						
Total - TC-Emergency		2350	0	0.00										
Total - TC-Machine		2350	125	5.32	113	103	107	1						
Total - TC-Mail-In Ballot		2350	346	14.72	320	303	307							
Total - TC-Provisional		2350	10	0.43	8	8	8							
Total - TC-Rejected Ballots		2350	0	0.00										
Contest Total		2350	481	20.47	441	414	422	1						

**Bellmawr Council - DEM**

		Registered	Ballots Cast	Turnout (%)	Steven B. HAGERTY	Craig R. WILHELM	Paul T. DE ANGELIS	Anna MOORE	Write-In					
Bellmawr Dist 1	Total	701	104	14.84	53	52	44	31						
Bellmawr Dist 2	Total	658	77	11.70	38	38	33	27						
Bellmawr Dist 3	Total	574	61	10.63	40	39	19	14						
Bellmawr Dist 4	Total	561	115	20.50	46	46	65	62						
Bellmawr Dist 5	Total	474	34	7.17	27	25	7	5						
Bellmawr Dist 6	Total	612	37	6.05	19	17	18	14						
Bellmawr Dist 7	Total	457	45	9.85	31	34	9	6						
Bellmawr Mail-In Ballot	Total	0	566	0.00	364	357	166	141	3					
Bellmawr Provisional	Total	0	39	0.00	17	18	17	15						
Bellmawr Emergency Ballots	Total	0	0	0.00										
<b>Bellmawr Borough</b>	<b>Total</b>	<b>4037</b>	<b>1078</b>	<b>26.70</b>	<b>635</b>	<b>626</b>	<b>378</b>	<b>315</b>	<b>3</b>					
Total - TC-Emergency		4037	0	0.00										
Total - TC-Machine		4037	473	11.72	254	251	195	159						
Total - TC-Mail-In Ballot		4037	566	14.02	364	357	166	141	3					
Total - TC-Provisional		4037	39	0.97	17	18	17	15						
Total - TC-Rejected Ballots		4037	0	0.00										
<b>Contest Total</b>		<b>4037</b>	<b>1078</b>	<b>26.70</b>	<b>635</b>	<b>626</b>	<b>378</b>	<b>315</b>	<b>3</b>					



**Bellmawr County Committee Man - DEM**

		Registered	Ballots Cast	Turnout (%)	Raymond STASZAK	Frank FILIPEK, JR.	Louis DI ANGELO	John STRAUB	Ryan DORAN	Michael KENNY	Write-In			
Bellmawr Dist 1	Total	701	104	14.84	55	56	62	57	53	53	1			
Bellmawr Dist 2	Total	658	77	11.70	47	40	45	45	43	42				
Bellmawr Dist 3	Total	574	61	10.63	38	37	39	40	35	40				
Bellmawr Dist 4	Total	561	115	20.50	54	55	59	59	56	59				
Bellmawr Dist 5	Total	474	34	7.17	22	23	23	24	23	26				
Bellmawr Dist 6	Total	612	37	6.05	20	23	23	22	20	21				
Bellmawr Dist 7	Total	457	45	9.85	28	33	29	29	28	28				
Bellmawr Mail-In Ballot	Total	0	566	0.00	471	466	490	472	469	473	15			
Bellmawr Provisional	Total	0	39	0.00	23	23	25	24	23	24	1			
Bellmawr Emergency Ballots	Total	0	0	0.00										
Bellmawr Borough	Total	4037	1078	26.70	758	756	795	772	750	766	17			
Total - TC-Emergency		4037	0	0.00										
Total - TC-Machine		4037	473	11.72	264	267	280	276	258	269	1			
Total - TC-Mail-In Ballot		4037	566	14.02	471	466	490	472	469	473	15			
Total - TC-Provisional		4037	39	0.97	23	23	25	24	23	24	1			
Total - TC-Rejected Ballots		4037	0	0.00										
Contest Total		4037	1078	26.70	758	756	795	772	750	766	17			

**Bellmawr County Committee Woman - DEM**

		Registered	Ballots Cast	Turnout (%)	Annamarie STOLFO	Denise SAUTER	Lisa YOUNG	Jamie GAMBANIS	Lauren DORAN	Joyce JONES	Write-In			
Bellmawr Dist 1	Total	701	104	14.84	66	63	62	60	53	52	1			
Bellmawr Dist 2	Total	658	77	11.70	48	44	44	46	43	41				
Bellmawr Dist 3	Total	574	61	10.63	42	41	40	42	37	38				
Bellmawr Dist 4	Total	561	115	20.50	59	63	61	64	57	60	1			
Bellmawr Dist 5	Total	474	34	7.17	21	22	23	21	20	21				
Bellmawr Dist 6	Total	612	37	6.05	23	24	23	25	21	22				
Bellmawr Dist 7	Total	457	45	9.85	28	31	35	28	28	28	1			
Bellmawr Mail-In Ballot	Total	0	566	0.00	476	474	472	472	469	471	12			
Bellmawr Provisional	Total	0	39	0.00	23	26	25	23	23	24				
Bellmawr Emergency Ballots	Total	0	0	0.00										
Bellmawr Borough	Total	4037	1078	26.70	786	788	785	781	751	757	15			
Total - TC-Emergency		4037	0	0.00										
Total - TC-Machine		4037	473	11.72	287	288	288	286	259	262	3			
Total - TC-Mail-In Ballot		4037	566	14.02	476	474	472	472	469	471	12			
Total - TC-Provisional		4037	39	0.97	23	26	25	23	23	24				
Total - TC-Rejected Ballots		4037	0	0.00										
Contest Total		4037	1078	26.70	786	788	785	781	751	757	15			

**Berlin Boro Council - DEM**

		Registered	Ballots Cast	Turnout (%)	Write-In								
Berlin Boro Dist 1	Total	346	19	5.49									
Berlin Boro Dist 2	Total	449	13	2.90									
Berlin Boro Dist 3	Total	523	26	4.97									
Berlin Boro Dist 4	Total	436	22	5.05									
Berlin Boro Dist 5	Total	247	17	6.88									
Berlin Boro Mail-In Ballot	Total	0	33	0.00									
Berlin Boro Provisional	Total	0	0	0.00									
Berlin Boro Emergency Ballots	Total	0	0	0.00									
<b>Berlin Borough</b>	<b>Total</b>	<b>2001</b>	<b>130</b>	<b>6.50</b>									
Total - TC-Emergency		2001	0	0.00									
Total - TC-Machine		2001	97	4.85									
Total - TC-Mail-In Ballot		2001	33	1.65									
Total - TC-Provisional		2001	0	0.00									
Total - TC-Rejected Ballots		2001	0	0.00									
<b>Contest Total</b>		<b>2001</b>	<b>130</b>	<b>6.50</b>									

**Berlin Boro County Committee Man - DEM**

		Registered	Ballots Cast	Turnout (%)	Donald CRAIG	David MC PEAK	William CARUSO	Write-In						
Berlin Boro Dist 1	Total	346	19	5.49	12	11	10							
Berlin Boro Dist 2	Total	449	13	2.90	10	10	9							
Berlin Boro Dist 3	Total	523	26	4.97	22	20	21							
Berlin Boro Dist 4	Total	436	22	5.05	16	18	16							
Berlin Boro Dist 5	Total	247	17	6.88	15	13	14							
Berlin Boro Mail-In Ballot	Total	0	66	0.00	64	64	65							
Berlin Boro Provisional	Total	0	16	0.00	15	14	14							
Berlin Boro Emergency Ballots	Total	0	0	0.00										
Berlin Borough	Total	2001	179	8.95	154	150	149							
Total - TC-Emergency		2001	0	0.00										
Total - TC-Machine		2001	97	4.85	75	72	70							
Total - TC-Mail-In Ballot		2001	66	3.30	64	64	65							
Total - TC-Provisional		2001	16	0.80	15	14	14							
Total - TC-Rejected Ballots		2001	0	0.00										
Contest Total		2001	179	8.95	154	150	149							

**Berlin Boro County Committee Woman - DEM**

		Registered	Ballots Cast	Turnout (%)	Eileen CRAIG	Chris EARLE	Mary PAGE	Write-In						
Berlin Boro Dist 1	Total	346	19	5.49	13	10	11							
Berlin Boro Dist 2	Total	449	13	2.90	10	9	10							
Berlin Boro Dist 3	Total	523	26	4.97	20	20	22							
Berlin Boro Dist 4	Total	436	22	5.05	18	18	17	1						
Berlin Boro Dist 5	Total	247	17	6.88	15	12	12							
Berlin Boro Mail-In Ballot	Total	0	66	0.00	64	64	64							
Berlin Boro Provisional	Total	0	16	0.00	15	15	15							
Berlin Boro Emergency Ballots	Total	0	0	0.00										
Berlin Borough	Total	2001	179	8.95	155	148	151	1						
Total - TC-Emergency		2001	0	0.00										
Total - TC-Machine		2001	97	4.85	76	69	72	1						
Total - TC-Mail-In Ballot		2001	66	3.30	64	64	64							
Total - TC-Provisional		2001	16	0.80	15	15	15							
Total - TC-Rejected Ballots		2001	0	0.00										
Contest Total		2001	179	8.95	155	148	151	1						

**Berlin Twp Mayor - DEM**

		Registered	Ballots Cast	Turnout (%)	Phyllis JEFFRIES MAGAZZU	Write-In								
Berlin Twp Dist 1	Total	818	52	6.36	41	2								
Berlin Twp Dist 2	Total	332	30	9.04	29									
Berlin Twp Dist 3	Total	266	15	5.64	13									
Berlin Twp Dist 4	Total	582	23	3.95	18									
Berlin Twp Mail-In Ballot	Total	0	420	0.00	392	4								
Berlin Twp Provisional	Total	0	13	0.00	13									
Berlin Twp Emergency Ballots	Total	0	0	0.00										
Berlin Township	Total	1998	553	27.68	506	6								
Total - TC-Emergency		1998	0	0.00										
Total - TC-Machine		1998	120	6.01	101	2								
Total - TC-Mail-In Ballot		1998	420	21.02	392	4								
Total - TC-Provisional		1998	13	0.65	13									
Total - TC-Rejected Ballots		1998	0	0.00										
Contest Total		1998	553	27.68	506	6								

**Berlin Twp Council - DEM**

		Registered	Ballots Cast	Turnout (%)	Frank EPIFANIO	Mark REID	Write-In							
Berlin Twp Dist 1	Total	818	52	6.36	36	38								
Berlin Twp Dist 2	Total	332	30	9.04	24	25								
Berlin Twp Dist 3	Total	266	15	5.64	12	12								
Berlin Twp Dist 4	Total	582	23	3.95	16	15								
Berlin Twp Mail-In Ballot	Total	0	420	0.00	384	384	2							
Berlin Twp Provisional	Total	0	13	0.00	13	13								
Berlin Twp Emergency Ballots	Total	0	0	0.00										
Berlin Township	Total	1998	553	27.68	485	487	2							
Total - TC-Emergency		1998	0	0.00										
Total - TC-Machine		1998	120	6.01	88	90								
Total - TC-Mail-In Ballot		1998	420	21.02	384	384	2							
Total - TC-Provisional		1998	13	0.65	13	13								
Total - TC-Rejected Ballots		1998	0	0.00										
Contest Total		1998	553	27.68	485	487	2							

**Berlin Twp County Committee Man - DEM**

		Registered	Ballots Cast	Turnout (%)	Jack TURNER	Dante MAGAZZU	Christopher T. MORRIS	Write-In					
Berlin Twp Dist 1	Total	818	52	6.36	39	39	37						
Berlin Twp Dist 2	Total	332	30	9.04	25	25	25						
Berlin Twp Dist 3	Total	266	15	5.64	13	11	13						
Berlin Twp Dist 4	Total	582	23	3.95	15	17	15						
Berlin Twp Mail-In Ballot	Total	0	420	0.00	388	376	384	6					
Berlin Twp Provisional	Total	0	13	0.00	12	12	12						
Berlin Twp Emergency Ballots	Total	0	0	0.00									
Berlin Township	Total	1998	553	27.68	492	480	486	6					
Total - TC-Emergency		1998	0	0.00									
Total - TC-Machine		1998	120	6.01	92	92	90						
Total - TC-Mail-In Ballot		1998	420	21.02	388	376	384	6					
Total - TC-Provisional		1998	13	0.65	12	12	12						
Total - TC-Rejected Ballots		1998	0	0.00									
Contest Total		1998	553	27.68	492	480	486	6					



**Berlin Twp County Committee Woman - DEM**

		Registered	Ballots Cast	Turnout (%)	Phyllis JEFFRIES MAGAZZU	Marion BODANZA	Lindsey SHELLENBERGER	Write-In						
Berlin Twp Dist 1	Total	818	52	6.36	39	36	40							
Berlin Twp Dist 2	Total	332	30	9.04	26	26	25							
Berlin Twp Dist 3	Total	266	15	5.64	12	12	13							
Berlin Twp Dist 4	Total	582	23	3.95	17	14	19							
Berlin Twp Mail-In Ballot	Total	0	420	0.00	381	381	380	7						
Berlin Twp Provisional	Total	0	13	0.00	13	13	13							
Berlin Twp Emergency Ballots	Total	0	0	0.00										
Berlin Township	Total	1998	553	27.68	488	482	490	7						
Total - TC-Emergency		1998	0	0.00										
Total - TC-Machine		1998	120	6.01	94	88	97							
Total - TC-Mail-In Ballot		1998	420	21.02	381	381	380	7						
Total - TC-Provisional		1998	13	0.65	13	13	13							
Total - TC-Rejected Ballots		1998	0	0.00										
Contest Total		1998	553	27.68	488	482	490	7						

**Brooklawn Council - DEM**

		Registered	Ballots Cast	Turnout (%)	Julie MC CLEARY	Patricia MC CONNELL	Write-In							
Brooklawn Dist 1	Total	589	46	7.81	40	38								
Brooklawn Mail-In Ballot	Total	0	61	0.00	56	59								
Brooklawn Provisional	Total	0	2	0.00	1	1								
Brooklawn Emergency Ballots	Total	0	0	0.00										
Brooklawn Borough	Total	589	109	18.51	97	98								
Total - TC-Emergency		589	0	0.00										
Total - TC-Machine		589	46	7.81	40	38								
Total - TC-Mail-In Ballot		589	61	10.36	56	59								
Total - TC-Provisional		589	2	0.34	1	1								
Total - TC-Rejected Ballots		589	0	0.00										
Contest Total		589	109	18.51	97	98								

**Brooklawn County Committee Man - DEM**

		Registered	Ballots Cast	Turnout (%)	Kevin EVERHART	Write-In								
Brooklawn Dist 1	Total	589	46	7.81	42									
Brooklawn Mail-In Ballot	Total	0	61	0.00	59									
Brooklawn Provisional	Total	0	2	0.00	1									
Brooklawn Emergency Ballots	Total	0	0	0.00										
Brooklawn Borough	Total	589	109	18.51	102									
Total - TC-Emergency		589	0	0.00										
Total - TC-Machine		589	46	7.81	42									
Total - TC-Mail-In Ballot		589	61	10.36	59									
Total - TC-Provisional		589	2	0.34	1									
Total - TC-Rejected Ballots		589	0	0.00										
Contest Total		589	109	18.51	102									

**Brooklawn County Committee Woman - DEM**

		Registered	Ballots Cast	Turnout (%)	Mary MEVOLI	Write-In								
Brooklawn Dist 1	Total	589	46	7.81	42									
Brooklawn Mail-In Ballot	Total	0	61	0.00	60									
Brooklawn Provisional	Total	0	2	0.00	1									
Brooklawn Emergency Ballots	Total	0	0	0.00										
Brooklawn Borough	Total	589	109	18.51	103									
Total - TC-Emergency		589	0	0.00										
Total - TC-Machine		589	46	7.81	42									
Total - TC-Mail-In Ballot		589	61	10.36	60									
Total - TC-Provisional		589	2	0.34	1									
Total - TC-Rejected Ballots		589	0	0.00										
Contest Total		589	109	18.51	103									

**Camden City Mayor - DEM**

		Registered	Ballots Cast	Turnout (%)	VICTOR CARSTARPHEN	LUIS QUINONES	FELISHA REYES-MORTON	ELTON CUSTIS	Write-In					
Camden City W1 D1	Total	362	30	8.29	20	2	1	5						
Camden City W1 D2	Total	813	79	9.72	44	4	6	22						
Camden City W1 D3	Total	684	79	11.55	47	7	4	10						
Camden City W1 D4	Total	520	47	9.04	28	3	1	15						
Camden City W1 D5	Total	722	68	9.42	42	1		18						
Camden City W1 D6	Total	783	69	8.81	27	6	1	29						
Camden City W1 D7	Total	493	21	4.26	13			4						
Camden City W1 D8	Total	608	99	16.28	44	3	1	45						
Camden City W1 D9	Total	822	80	9.73	35	5	3	34						
Camden City W1 D10	Total	602	52	8.64	30	2	2	16						
Camden City Ward 1 Mail-In Ballot	Total	0	494	0.00	349	26	14	55						
Camden City Ward 1 Provisional	Total	0	67	0.00	39		4	15						
Camden City W1 Emergency Ballots	Total	0	0	0.00										
Camden City W2 D1	Total	436	53	12.16	33	3	2	12						
Camden City W2 D2	Total	612	97	15.85	44		3	49						
Camden City W2 D3	Total	716	161	22.49	78	2	2	72						
Camden City W2 D4	Total	418	32	7.66	14		2	12						
Camden City W2 D5	Total	492	50	10.16	24	2	1	20						
Camden City W2 D6	Total	920	75	8.15	44	4		25						
Camden City W2 D7	Total	706	100	14.16	70	6	2	17						
Camden City W2 D8	Total	951	96	10.09	52	5	3	34	1					
Camden City W2 D9	Total	1011	98	9.69	45	7	4	33						
Camden City W2 D10	Total	471	33	7.01	15	1	2	14						
Camden City W2 D11	Total	448	77	17.19	31	7	1	36						
Camden City Ward 2 Mail-In Ballot	Total	0	588	0.00	405	24	10	90						
Camden City Ward 2 Provisional	Total	0	85	0.00	44	4	3	23						
Camden City W2 Emergency Ballots	Total	0	0	0.00										
Camden City W3 D1	Total	520	34	6.54	23	4	1	4						
Camden City W3 D2	Total	749	70	9.35	44	6	3	11						
Camden City W3 D3	Total	573	57	9.95	35	7	3	7						
Camden City W3 D4	Total	625	35	5.60	20	3	1	9						
Camden City W3 D5	Total	536	34	6.34	24	3	1	4						
Camden City W3 D6	Total	678	74	10.91	39	10		17	1					
Camden City W3 D7	Total	635	64	10.08	29	8	7	12						
Camden City W3 D8	Total	691	59	8.54	24	10	2	22						
Camden City W3 D9	Total	775	66	8.52	40	7		8						
Camden City Ward 3 Mail-In Ballot	Total	0	427	0.00	272	35	29	40						
Camden City Ward 3 Provisional	Total	0	60	0.00	23	8	2	14						
Camden City W3 Emergency Ballots	Total	0	0	0.00										
Camden City W4 D1	Total	547	68	12.43	34	7	14	9						
Camden City W4 D2	Total	583	51	8.75	23	4	14	6						

**Camden City Mayor - DEM**

		Registered	Ballots Cast	Turnout (%)	Victor CARSTARPHEN	Luis QUINONES	Felisha REYES-MORTON	Elton CUSTIS	Write-In					
Camden City W4 D3	Total	634	84	13.25	40	17	3	8						
Camden City W4 D4	Total	699	99	14.16	46	25	5	13						
Camden City W4 D5	Total	535	49	9.16	23	12	2	8						
Camden City W4 D6	Total	622	36	5.79	22	3	2	7						
Camden City W4 D7	Total	585	50	8.55	27	5	4	11						
Camden City W4 D8	Total	603	48	7.96	28	3	3	12						
Camden City W4 D9	Total	615	73	11.87	44	6	6	11						
Camden City W4 D10	Total	603	50	8.29	22	3	3	18	1					
Camden City Ward 4 Mail-In Ballot	Total	0	0	0.00										
Camden City Ward 4 Provisional	Total	0	52	0.00	29	6	3	7	1					
Camden City W4 Emergency Ballots	Total	0	376	0.00	220	37	51	34						
Camden City	Total	25398	4746	18.69	2748	353	231	997	4					
Total - TC-Emergency		25398	376	1.48	220	37	51	34						
Total - TC-Machine		25398	2597	10.23	1367	213	115	719	3					
Total - TC-Mail-In Ballot		25398	1509	5.94	1026	85	53	185						
Total - TC-Provisional		25398	264	1.04	135	18	12	59	1					
Total - TC-Rejected Ballots		25398	0	0.00										
Contest Total		25398	4746	18.69	2748	353	231	997	4					

**Camden City Council at Large - DEM**

		Registered	Ballots Cast	Turnout (%)	Angel FULENTES	Shella DAVIS	Nohemi G. SORIA-PEREZ	Aasim JOHNSON	Carla BENSON	Carmen LOZADA-COOPER	Hector B. ROJAS	Write-In		
Camden City W1 D1	Total	362	30	8.29	19	20	18	1	3	4	2			
Camden City W1 D2	Total	813	79	9.72	41	42	40	8	21	26	10			
Camden City W1 D3	Total	684	79	11.55	47	45	47	4	8	10	6			
Camden City W1 D4	Total	520	47	9.04	33	33	27	4	10	10	6			
Camden City W1 D5	Total	722	68	9.42	43	44	39	4	15	18	12			
Camden City W1 D6	Total	783	69	8.81	28	34	25	12	21	23	9			
Camden City W1 D7	Total	493	21	4.26	14	15	13	1	2	2	1			
Camden City W1 D8	Total	608	99	16.28	47	46	43	18	36	38	18			
Camden City W1 D9	Total	822	80	9.73	42	42	31	11	23	25	8	1		
Camden City W1 D10	Total	602	52	8.64	29	27	26	3	12	16	11			
Camden City Ward 1 Mail-In Ballot	Total	0	494	0.00	384	391	371	33	53	41	31			
Camden City Ward 1 Provisional	Total	0	67	0.00	42	40	38	2	7	3	3			
Camden City W1 Emergency Ballots	Total	0	0	0.00										
Camden City W2 D1	Total	436	53	12.16	31	28	24	6	9	13	3			
Camden City W2 D2	Total	612	97	15.85	41	51	38	12	33	42	25			
Camden City W2 D3	Total	716	161	22.49	77	88	60	25	53	52	33			
Camden City W2 D4	Total	418	32	7.66	14	19	15	1	8	8	4			
Camden City W2 D5	Total	492	50	10.16	21	26	20	4	17	18	13			
Camden City W2 D6	Total	920	75	8.15	43	45	38	5	14	13	8			
Camden City W2 D7	Total	706	100	14.16	65	72	60	4	13	16	8			
Camden City W2 D8	Total	951	96	10.09	48	51	45	7	23	23	17			
Camden City W2 D9	Total	1011	98	9.69	45	53	44	20	33	30	11			
Camden City W2 D10	Total	471	33	7.01	16	18	12	7	11	12	5			
Camden City W2 D11	Total	448	77	17.19	35	31	28	10	20	30	14			
Camden City Ward 2 Mail-In Ballot	Total	0	588	0.00	435	438	403	36	85	84	49			
Camden City Ward 2 Provisional	Total	0	85	0.00	35	43	36	9	19	16	9			
Camden City W2 Emergency Ballots	Total	0	0	0.00										
Camden City W3 D1	Total	520	34	6.54	23	24	20	4	5	5	1			
Camden City W3 D2	Total	749	70	9.35	48	50	44	9	9	11	5			
Camden City W3 D3	Total	573	57	9.95	35	28	29	3	8	7	5			
Camden City W3 D4	Total	625	35	5.60	22	19	19		9	8	9			
Camden City W3 D5	Total	536	34	6.34	24	23	22		1	2	1			
Camden City W3 D6	Total	678	74	10.91	39	43	38	6	13	16	6	3		
Camden City W3 D7	Total	635	64	10.08	40	37	37	4	5	5	1			
Camden City W3 D8	Total	691	59	8.54	33	29	32	8	15	17	13			
Camden City W3 D9	Total	775	66	8.52	42	38	36	3	8	7	5			
Camden City Ward 3 Mail-In Ballot	Total	0	427	0.00	327	311	304	16	45	51	44			
Camden City Ward 3 Provisional	Total	0	60	0.00	31	29	26	6	8	13	7			
Camden City W3 Emergency Ballots	Total	0	0	0.00										
Camden City W4 D1	Total	547	68	12.43	45	43	40	3	5	7	6			

**Camden City Council at Large - DEM**

		Registered	Ballots Cast	Turnout (%)	Angel FULENTES	Shella DAVIS	Nohemi G. SORJA-PEREZ	Aasim JOHNSON	Carla BENSON	Carmen LOZADA-COOPER	Hector B. ROJAS	Write-In		
Camden City W4 D2	Total	583	51	8.75	29	29	26	1	5	3	2			
Camden City W4 D3	Total	634	84	13.25	48	43	38	4	7	3	3			
Camden City W4 D4	Total	699	99	14.16	53	52	49	4	7	7	6			
Camden City W4 D5	Total	535	49	9.16	27	23	24	3	7	9	4			
Camden City W4 D6	Total	622	36	5.79	22	24	23	4	6	7	3			
Camden City W4 D7	Total	585	50	8.55	28	28	30	2	6	11	6			
Camden City W4 D8	Total	603	48	7.96	31	31	28	6	13	14	6			
Camden City W4 D9	Total	615	73	11.87	48	46	48	5	11	11	7			
Camden City W4 D10	Total	603	50	8.29	27	30	28	7	16	15	12	2		
Camden City Ward 4 Mail-In Ballot	Total	0	0	0.00										
Camden City Ward 4 Provisional	Total	0	52	0.00	30	29	30	1	8	6	6			
Camden City W4 Emergency Ballots	Total	0	377	0.00	287	270	266	29	48	46	39			
Camden City	Total	25398	4747	18.69	3014	3021	2778	375	814	854	513	6		
Total - TC-Emergency		25398	377	1.48	287	270	266	29	48	46	39			
Total - TC-Machine		25398	2597	10.23	1443	1470	1304	243	541	594	325	6		
Total - TC-Mail-In Ballot		25398	1509	5.94	1146	1140	1078	85	183	176	124			
Total - TC-Provisional		25398	264	1.04	138	141	130	18	42	38	25			
Total - TC-Rejected Ballots		25398	0	0.00										
Contest Total		25398	4747	18.69	3014	3021	2778	375	814	854	513	6		



**Camden City County Committee At Large - DEM**

		Registered	Ballots Cast	Turnout (%)	CAM CO DEM COM								
Camden City W1 D1	Total	362	30	8.29	21								
Camden City W1 D2	Total	813	79	9.72	49								
Camden City W1 D3	Total	684	79	11.55	40								
Camden City W1 D4	Total	520	47	9.04	31								
Camden City W1 D5	Total	722	68	9.42	45								
Camden City W1 D6	Total	783	69	8.81	39								
Camden City W1 D7	Total	493	21	4.26	13								
Camden City W1 D8	Total	608	99	16.28	51								
Camden City W1 D9	Total	822	80	9.73	44								
Camden City W1 D10	Total	602	52	8.64	29								
Camden City Ward 1 Mail-In Ballot	Total	0	494	0.00	395								
Camden City Ward 1 Provisional	Total	0	67	0.00	44								
Camden City W1 Emergency Ballots	Total	0	0	0.00									
Camden City W2 D1	Total	436	53	12.16	34								
Camden City W2 D2	Total	612	97	15.85	59								
Camden City W2 D3	Total	716	161	22.49	87								
Camden City W2 D4	Total	418	32	7.66	13								
Camden City W2 D5	Total	492	50	10.16	21								
Camden City W2 D6	Total	920	75	8.15	40								
Camden City W2 D7	Total	706	100	14.16	72								
Camden City W2 D8	Total	951	96	10.09	53								
Camden City W2 D9	Total	1011	98	9.69	47								
Camden City W2 D10	Total	471	33	7.01	15								
Camden City W2 D11	Total	448	77	17.19	36								
Camden City Ward 2 Mail-In Ballot	Total	0	588	0.00	461								
Camden City Ward 2 Provisional	Total	0	85	0.00	46								
Camden City W2 Emergency Ballots	Total	0	0	0.00									
Camden City W3 D1	Total	520	34	6.54	20								
Camden City W3 D2	Total	749	70	9.35	49								
Camden City W3 D3	Total	573	57	9.95	27								
Camden City W3 D4	Total	625	35	5.60	21								
Camden City W3 D5	Total	536	34	6.34	21								
Camden City W3 D6	Total	678	74	10.91	45								
Camden City W3 D7	Total	635	64	10.08	34								
Camden City W3 D8	Total	691	59	8.54	31								
Camden City W3 D9	Total	775	66	8.52	38								
Camden City Ward 3 Mail-In Ballot	Total	0	427	0.00	344								
Camden City Ward 3 Provisional	Total	0	60	0.00	35								
Camden City W3 Emergency Ballots	Total	0	0	0.00									
Camden City W4 D1	Total	547	68	12.43	42								
Camden City W4 D2	Total	583	51	8.75	25								
Camden City W4 D3	Total	634	84	13.25	35								

**Camden City County Committee At Large - DEM**

		Registered	Ballots Cast	Turnout (%)	CAM CO DEM COM								
Camden City W4 D4	Total	699	99	14.16	51								
Camden City W4 D5	Total	535	49	9.16	27								
Camden City W4 D6	Total	622	36	5.79	25								
Camden City W4 D7	Total	585	50	8.55	24								
Camden City W4 D8	Total	603	48	7.96	27								
Camden City W4 D9	Total	615	73	11.87	49								
Camden City W4 D10	Total	603	50	8.29	34								
Camden City Ward 4 Mail-In Ballot	Total	0	0	0.00									
Camden City Ward 4 Provisional	Total	0	52	0.00	32								
Camden Ctiy W4 Emergency Ballots	Total	0	372	0.00	291								
Camden City	Total	25398	4742	18.67	3112								
Total - TC-Emergency		25398	372	1.46	291								
Total - TC-Machine		25398	2597	10.23	1464								
Total - TC-Mail-In Ballot		25398	1509	5.94	1200								
Total - TC-Provisional		25398	264	1.04	157								
Total - TC-Rejected Ballots		25398	0	0.00									
Contest Total		25398	4742	18.67	3112								

**Camden City Ward 1 County Committee - DEM**

		Registered	Ballots Cast	Turnout (%)	CAM CO DEM COM								
Camden City W1 D1	Total	362	30	8.29	19								
Camden City W1 D2	Total	813	79	9.72	49								
Camden City W1 D3	Total	684	79	11.55	37								
Camden City W1 D4	Total	520	47	9.04	32								
Camden City W1 D5	Total	722	68	9.42	48								
Camden City W1 D6	Total	783	69	8.81	36								
Camden City W1 D7	Total	493	21	4.26	13								
Camden City W1 D8	Total	608	99	16.28	52								
Camden City W1 D9	Total	822	80	9.73	41								
Camden City W1 D10	Total	602	52	8.64	30								
Camden City Ward 1 Mail-In Ballot	Total	0	494	0.00	346								
Camden City Ward 1 Provisional	Total	0	67	0.00	37								
Camden City W1 Emergency Ballots	Total	0	0	0.00									
Camden City	Total	6409	1185	18.49	740								
Total - TC-Emergency		6409	0	0.00									
Total - TC-Machine		6409	624	9.74	357								
Total - TC-Mail-In Ballot		6409	494	7.71	346								
Total - TC-Provisional		6409	67	1.05	37								
Total - TC-Rejected Ballots		6409	0	0.00									
Contest Total		6409	1185	18.49	740								

**Camden City Ward 2 County Committee - DEM**

		Registered	Ballots Cast	Turnout (%)	CAM CO DEM COM	COM LED COM RSD COM STRG							
Camden City W2 D1	Total	436	53	12.16	30	2							
Camden City W2 D2	Total	612	97	15.85	53	13							
Camden City W2 D3	Total	716	161	22.49	81	10							
Camden City W2 D4	Total	418	32	7.66	14	3							
Camden City W2 D5	Total	492	50	10.16	21	2							
Camden City W2 D6	Total	920	75	8.15	35	3							
Camden City W2 D7	Total	706	100	14.16	67	6							
Camden City W2 D8	Total	951	96	10.09	50	2							
Camden City W2 D9	Total	1011	98	9.69	51	4							
Camden City W2 D10	Total	471	33	7.01	15	2							
Camden City W2 D11	Total	448	77	17.19	33	3							
Camden City Ward 2 Mail-In Ballot	Total	0	588	0.00	374	44							
Camden City Ward 2 Provisional	Total	0	85	0.00	32	12							
Camden City W2 Emergency Ballots	Total	0	0	0.00									
Camden City	Total	7181	1545	21.52	856	106							
Total - TC-Emergency		7181	0	0.00									
Total - TC-Machine		7181	872	12.14	450	50							
Total - TC-Mail-In Ballot		7181	588	8.19	374	44							
Total - TC-Provisional		7181	85	1.18	32	12							
Total - TC-Rejected Ballots		7181	0	0.00									
Contest Total		7181	1545	21.52	856	106							

**Camden City Ward 3 County Committee - DEM**

		Registered	Ballots Cast	Turnout (%)	CAM CO DEM COM								
Camden City W3 D1	Total	520	34	6.54	21								
Camden City W3 D2	Total	749	70	9.35	49								
Camden City W3 D3	Total	573	57	9.95	24								
Camden City W3 D4	Total	625	35	5.60	22								
Camden City W3 D5	Total	536	34	6.34	21								
Camden City W3 D6	Total	678	74	10.91	46								
Camden City W3 D7	Total	635	64	10.08	31								
Camden City W3 D8	Total	691	59	8.54	30								
Camden City W3 D9	Total	775	66	8.52	40								
Camden City Ward 3 Mail-In Ballot	Total	0	427	0.00	289								
Camden City Ward 3 Provisional	Total	0	60	0.00	23								
Camden City W3 Emergency Ballots	Total	0	0	0.00									
Camden City	Total	5782	980	16.95	596								
Total - TC-Emergency		5782	0	0.00									
Total - TC-Machine		5782	493	8.53	284								
Total - TC-Mail-In Ballot		5782	427	7.38	289								
Total - TC-Provisional		5782	60	1.04	23								
Total - TC-Rejected Ballots		5782	0	0.00									
Contest Total		5782	980	16.95	596								

**Camden City Ward 4 County Committee - DEM**

		Registered	Ballots Cast	Turnout (%)	CAM CO DEM COM								
Camden City W4 D1	Total	547	68	12.43	37								
Camden City W4 D2	Total	583	51	8.75	26								
Camden City W4 D3	Total	634	84	13.25	35								
Camden City W4 D4	Total	699	99	14.16	49								
Camden City W4 D5	Total	535	49	9.16	24								
Camden City W4 D6	Total	622	36	5.79	23								
Camden City W4 D7	Total	585	50	8.55	25								
Camden City W4 D8	Total	603	48	7.96	26								
Camden City W4 D9	Total	615	73	11.87	46								
Camden City W4 D10	Total	603	50	8.29	32								
Camden City Ward 4 Mail-In Ballot	Total	0	0	0.00									
Camden City Ward 4 Provisional	Total	0	52	0.00	33								
Camden City W4 Emergency Ballots	Total	0	376	0.00	248								
Camden City	Total	6026	1036	17.19	604								
Total - TC-Emergency		6026	376	6.24	248								
Total - TC-Machine		6026	608	10.09	323								
Total - TC-Mail-In Ballot		6026	0	0.00									
Total - TC-Provisional		6026	52	0.86	33								
Total - TC-Rejected Ballots		6026	0	0.00									
Contest Total		6026	1036	17.19	604								

**Cherry Hill Council - DEM**

		Registered	Ballots Cast	Turnout (%)	David FLEISHER	Carole ROSKOPH	Sangeeta DOSHI	William A. CARTER, III	Write-In					
Cherry Hill Dist 1	Total	523	31	5.93	25	25	25	25						
Cherry Hill Dist 2	Total	608	37	6.09	29	30	29	29						
Cherry Hill Dist 3	Total	509	24	4.72	20	19	19	19						
Cherry Hill Dist 4	Total	611	24	3.93	24	24	22	23						
Cherry Hill Dist 5	Total	591	46	7.78	39	38	39	37						
Cherry Hill Dist 6	Total	428	26	6.07	19	19	18	18						
Cherry Hill Dist 7	Total	543	20	3.68	18	19	20	19						
Cherry Hill Dist 8	Total	487	36	7.39	33	30	32	31						
Cherry Hill Dist 9	Total	925	47	5.08	43	41	42	42						
Cherry Hill Dist 10	Total	348	18	5.17	16	14	15	16						
Cherry Hill Dist 11	Total	578	36	6.23	30	29	30	30						
Cherry Hill Dist 12	Total	628	45	7.17	41	40	39	41						
Cherry Hill Dist 13	Total	441	20	4.54	17	17	17	17						
Cherry Hill Dist 14	Total	420	17	4.05	14	14	14	14						
Cherry Hill Dist 15	Total	619	15	2.42	12	12	12	14						
Cherry Hill Dist 16	Total	434	15	3.46	14	12	14	13	2					
Cherry Hill Dist 17	Total	632	29	4.59	24	23	25	23	1					
Cherry Hill Dist 18	Total	456	10	2.19	9	9	9	9						
Cherry Hill Dist 19	Total	558	33	5.91	28	25	25	26						
Cherry Hill Dist 20	Total	1048	65	6.20	61	58	59	59						
Cherry Hill Dist 21	Total	621	46	7.41	43	40	38	40						
Cherry Hill Dist 22	Total	476	21	4.41	21	19	19	19						
Cherry Hill Dist 23	Total	705	40	5.67	35	30	31	32						
Cherry Hill Dist 24	Total	592	18	3.04	16	14	15	15						
Cherry Hill Dist 25	Total	487	37	7.60	34	31	30	30						
Cherry Hill Dist 26	Total	775	39	5.03	38	35	35	36						
Cherry Hill Dist 27	Total	585	15	2.56	14	13	13	13						
Cherry Hill Dist 28	Total	694	35	5.04	33	32	32	32						
Cherry Hill Dist 29	Total	692	34	4.91	28	28	25	28	1					
Cherry Hill Dist 30	Total	438	14	3.20	12	10	12	9						
Cherry Hill Dist 31	Total	820	45	5.49	33	33	33	34						
Cherry Hill Dist 32	Total	388	19	4.90	17	17	17	17						
Cherry Hill Dist 33	Total	639	22	3.44	20	20	20	22						
Cherry Hill Dist 34	Total	572	15	2.62	15	14	15	14						
Cherry Hill Dist 35	Total	480	20	4.17	15	13	15	14	1					
Cherry Hill Dist 36	Total	619	6	0.97	5	4	4	4	1					
Cherry Hill Dist 37	Total	554	22	3.97	21	21	21	20						
Cherry Hill Dist 38	Total	510	20	3.92	19	19	18	19						
Cherry Hill Dist 39	Total	662	16	2.42	14	14	14	14						
Cherry Hill Dist 40	Total	478	12	2.51	12	12	12	11	1					
Cherry Hill Dist 41	Total	444	17	3.83	15	15	14	16						
Cherry Hill Dist 42	Total	328	19	5.79	18	18	17	16						
Cherry Hill Dist 43	Total	447	15	3.36	14	13	14	14						
Cherry Hill Dist 44	Total	696	17	2.44	15	15	13	15						
Cherry Hill Dist 45	Total	986	38	3.85	34	33	33	32						
Cherry Hill Dist 46	Total	533	23	4.32	21	20	22	20						
Cherry Hill Dist 47	Total	691	47	6.80	44	42	43	44						
Cherry Hill Dist 48	Total	330	21	6.36	20	19	20	18						

**Cherry Hill Council - DEM**

		Registered	Ballots Cast	Turnout (%)	David FLEISHER	Carole ROSKOPH	Sangeeta DOSHI	William A. CARTER, III	Write-In				
Cherry Hill Mail-In Ballot	Total	0	5208	0.00	4805	4765	4771	4759	31				
Cherry Hill Provisional	Total	0	240	0.00	229	227	227	228	5				
Cherry Hill Emergency Ballots	Total	0	0	0.00									
Cherry Hill Twp	Total	27629	6735	24.38	6176	6084	6098	6090	43				
Total - TC-Emergency		27629	0	0.00									
Total - TC-Machine		27629	1287	4.66	1142	1092	1100	1103	7				
Total - TC-Mail-In Ballot		27629	5208	18.85	4805	4765	4771	4759	31				
Total - TC-Provisional		27629	240	0.87	229	227	227	228	5				
Total - TC-Rejected Ballots		27629	0	0.00									
Contest Total		27629	6735	24.38	6176	6084	6098	6090	43				



**Cherry Hill County Committee - DEM**

		Registered	Ballots Cast	Turnout (%)	CAM CO DEM COM								
Cherry Hill Dist 1	Total	523	31	5.93	25								
Cherry Hill Dist 2	Total	608	37	6.09	29								
Cherry Hill Dist 3	Total	509	24	4.72	17								
Cherry Hill Dist 4	Total	611	24	3.93	22								
Cherry Hill Dist 5	Total	591	46	7.78	39								
Cherry Hill Dist 6	Total	428	26	6.07	21								
Cherry Hill Dist 7	Total	543	20	3.68	19								
Cherry Hill Dist 8	Total	487	36	7.39	32								
Cherry Hill Dist 9	Total	925	47	5.08	41								
Cherry Hill Dist 10	Total	348	18	5.17	16								
Cherry Hill Dist 11	Total	578	36	6.23	26								
Cherry Hill Dist 12	Total	628	45	7.17	38								
Cherry Hill Dist 13	Total	441	20	4.54	17								
Cherry Hill Dist 14	Total	420	17	4.05	15								
Cherry Hill Dist 15	Total	619	15	2.42	14								
Cherry Hill Dist 16	Total	434	15	3.46	13								
Cherry Hill Dist 17	Total	632	29	4.59	22								
Cherry Hill Dist 18	Total	456	10	2.19	9								
Cherry Hill Dist 19	Total	558	33	5.91	25								
Cherry Hill Dist 20	Total	1048	65	6.20	56								
Cherry Hill Dist 21	Total	621	46	7.41	39								
Cherry Hill Dist 22	Total	476	21	4.41	21								
Cherry Hill Dist 23	Total	705	40	5.67	32								
Cherry Hill Dist 24	Total	592	18	3.04	14								
Cherry Hill Dist 25	Total	487	37	7.60	31								
Cherry Hill Dist 26	Total	775	39	5.03	36								
Cherry Hill Dist 27	Total	585	15	2.56	13								
Cherry Hill Dist 28	Total	694	35	5.04	31								
Cherry Hill Dist 29	Total	692	34	4.91	28								
Cherry Hill Dist 30	Total	438	14	3.20	12								
Cherry Hill Dist 31	Total	820	45	5.49	30								
Cherry Hill Dist 32	Total	388	19	4.90	15								
Cherry Hill Dist 33	Total	639	22	3.44	17								
Cherry Hill Dist 34	Total	572	15	2.62	14								
Cherry Hill Dist 35	Total	480	20	4.17	15								
Cherry Hill Dist 36	Total	619	6	0.97	4								
Cherry Hill Dist 37	Total	554	22	3.97	18								
Cherry Hill Dist 38	Total	510	20	3.92	19								
Cherry Hill Dist 39	Total	662	16	2.42	12								
Cherry Hill Dist 40	Total	478	12	2.51	11								
Cherry Hill Dist 41	Total	444	17	3.83	17								
Cherry Hill Dist 42	Total	328	19	5.79	18								
Cherry Hill Dist 43	Total	447	15	3.36	12								
Cherry Hill Dist 44	Total	696	17	2.44	15								
Cherry Hill Dist 45	Total	986	38	3.85	35								
Cherry Hill Dist 46	Total	533	23	4.32	17								
Cherry Hill Dist 47	Total	691	47	6.80	40								
Cherry Hill Dist 48	Total	330	21	6.36	19								
Cherry Hill Mail-In Ballot	Total	0	5208	0.00	4698								

**Cherry Hill County Committee - DEM**

		Registered	Ballots Cast	Turnout (%)	CAM CO DEM COM								
Cherry Hill Provisional	Total	0	240	0.00	223								
Cherry Hill Emergency Ballots	Total	0	0	0.00									
Cherry Hill Twp	Total	27629	6735	24.38	6002								
Total - TC-Emergency		27629	0	0.00									
Total - TC-Machine		27629	1287	4.66	1081								
Total - TC-Mail-In Ballot		27629	5208	18.85	4698								
Total - TC-Provisional		27629	240	0.87	223								
Total - TC-Rejected Ballots		27629	0	0.00									
Contest Total		27629	6735	24.38	6002								

**Chesilhurst Council - DEM**

		Registered	Ballots Cast	Turnout (%)	Peattie C. LEE	Cathleen JORDAN	Write-In							
Chesilhurst Dist 1	Total	671	57	8.49	47	43								
Chesilhurst Mail-In Ballot	Total	0	98	0.00	86	81								
Chesilhurst Provisional	Total	0	6	0.00	5	6								
Chesilhurst Emergency Ballots	Total	0	0	0.00										
Chesilhurst Borough	Total	671	161	23.99	138	130								
Total - TC-Emergency		671	0	0.00										
Total - TC-Machine		671	57	8.49	47	43								
Total - TC-Mail-In Ballot		671	98	14.61	86	81								
Total - TC-Provisional		671	6	0.89	5	6								
Total - TC-Rejected Ballots		671	0	0.00										
Contest Total		671	161	23.99	138	130								

**Chesilhurst County Committee Man - DEM**

		Registered	Ballots Cast	Turnout (%)	Michael E. CHEW	Write-In								
Chesilhurst Dist 1	Total	671	57	8.49	43									
Chesilhurst Mail-In Ballot	Total	0	98	0.00	76	1								
Chesilhurst Provisional	Total	0	6	0.00	6									
Chesilhurst Emergency Ballots	Total	0	0	0.00										
Chesilhurst Borough	Total	671	161	23.99	125	1								
Total - TC-Emergency		671	0	0.00										
Total - TC-Machine		671	57	8.49	43									
Total - TC-Mail-In Ballot		671	98	14.61	76	1								
Total - TC-Provisional		671	6	0.89	6									
Total - TC-Rejected Ballots		671	0	0.00										
Contest Total		671	161	23.99	125	1								

**Chesilhurst County Committee Woman - DEM**

		Registered	Ballots Cast	Turnout (%)	Maria C. LITTLES	Write-In								
Chesilhurst Dist 1	Total	671	57	8.49	40	1								
Chesilhurst Mail-In Ballot	Total	0	98	0.00	78	1								
Chesilhurst Provisional	Total	0	6	0.00	6									
Chesilhurst Emergency Ballots	Total	0	0	0.00										
Chesilhurst Borough	Total	671	161	23.99	124	2								
Total - TC-Emergency		671	0	0.00										
Total - TC-Machine		671	57	8.49	40	1								
Total - TC-Mail-In Ballot		671	98	14.61	78	1								
Total - TC-Provisional		671	6	0.89	6									
Total - TC-Rejected Ballots		671	0	0.00										
Contest Total		671	161	23.99	124	2								

**Clementon Council - DEM**

		Registered	Ballots Cast	Turnout (%)	Robert L. DORSEY	David CORNWELL	Write-In							
Clementon Dist 1	Total	513	36	7.02	32	30	1							
Clementon Dist 2	Total	451	51	11.31	44	42								
Clementon Dist 3	Total	662	42	6.34	36	34	2							
Clementon Mail-In Ballot	Total	0	233	0.00	204	200	4							
Clementon Provisional	Total	0	6	0.00	5	5								
Clementon Emergency Ballots	Total	0	0	0.00										
Clementon Borough	Total	1626	368	22.63	321	311	7							
Total - TC-Emergency		1626	0	0.00										
Total - TC-Machine		1626	129	7.93	112	106	3							
Total - TC-Mail-In Ballot		1626	233	14.33	204	200	4							
Total - TC-Provisional		1626	6	0.37	5	5								
Total - TC-Rejected Ballots		1626	0	0.00										
Contest Total		1626	368	22.63	321	311	7							

**Clementon County Committee Man - DEM**

		Registered	Ballots Cast	Turnout (%)	Thomas M. SHAW	Thomas J. WEAVER	Nickolas STANKOWSKI	Christopher TAYLOR	Write-In				
Clementon Dist 1	Total	513	36	7.02	24	26	10	7	1				
Clementon Dist 2	Total	451	51	11.31	37	35	10	11					
Clementon Dist 3	Total	662	42	6.34	32	33	6	7					
Clementon Mail-In Ballot	Total	0	233	0.00	148	141	60	71	1				
Clementon Provisional	Total	0	6	0.00	4	4	2	2					
Clementon Emergency Ballots	Total	0	0	0.00									
Clementon Borough	Total	1626	368	22.63	245	239	88	98	2				
Total - TC-Emergency		1626	0	0.00									
Total - TC-Machine		1626	129	7.93	93	94	26	25	1				
Total - TC-Mail-In Ballot		1626	233	14.33	148	141	60	71	1				
Total - TC-Provisional		1626	6	0.37	4	4	2	2					
Total - TC-Rejected Ballots		1626	0	0.00									
Contest Total		1626	368	22.63	245	239	88	98	2				

**Clementon County Committee Woman - DEM**

		Registered	Ballots Cast	Turnout (%)	Danielle AUBRY	Holly STROBL	Rebecca HOLLOWAY	Jessica CHEESMAN	Write-In					
Clementon Dist 1	Total	513	36	7.02	25	25	7	8						
Clementon Dist 2	Total	451	51	11.31	41	35	10	8						
Clementon Dist 3	Total	662	42	6.34	31	32	9	6						
Clementon Mail-In Ballot	Total	0	233	0.00	153	153	66	60						
Clementon Provisional	Total	0	6	0.00	4	4	2	2						
Clementon Emergency Ballots	Total	0	0	0.00										
Clementon Borough	Total	1626	368	22.63	254	249	94	84						
Total - TC-Emergency		1626	0	0.00										
Total - TC-Machine		1626	129	7.93	97	92	26	22						
Total - TC-Mail-In Ballot		1626	233	14.33	153	153	66	60						
Total - TC-Provisional		1626	6	0.37	4	4	2	2						
Total - TC-Rejected Ballots		1626	0	0.00										
Contest Total		1626	368	22.63	254	249	94	84						



**Collingswood County Committee - DEM**

		Registered	Ballots Cast	Turnout (%)	CAM CO DEM COM	SJ PROG DEMS							
Collingswood Dist 1	Total	441	58	13.15	37	18							
Collingswood Dist 2	Total	699	83	11.87	56	26							
Collingswood Dist 3	Total	376	40	10.64	26	13							
Collingswood Dist 4	Total	539	71	13.17	41	27							
Collingswood Dist 5	Total	633	38	6.00	27	8							
Collingswood Dist 6	Total	438	61	13.93	41	17							
Collingswood Dist 7	Total	589	69	11.71	42	27							
Collingswood Dist 8	Total	494	61	12.35	29	30							
Collingswood Dist 9	Total	829	97	11.70	59	35							
Collingswood Dist 10	Total	484	68	14.05	39	26							
Collingswood Dist 11	Total	544	45	8.27	23	22							
Collingswood Dist 12	Total	391	46	11.76	28	14							
Collingswood Mail-In Ballot	Total	0	1094	0.00	677	393							
Collingswood Provisional	Total	0	107	0.00	69	31							
Collingswood Emergency Ballots	Total	0	0	0.00									
Collingswood Borough	Total	6457	1938	30.01	1194	687							
Total - TC-Emergency		6457	0	0.00									
Total - TC-Machine		6457	737	11.41	448	263							
Total - TC-Mail-In Ballot		6457	1094	16.94	677	393							
Total - TC-Provisional		6457	107	1.66	69	31							
Total - TC-Rejected Ballots		6457	0	0.00									
Contest Total		6457	1938	30.01	1194	687							

**Gibbsboro Council - DEM**

		Registered	Ballots Cast	Turnout (%)	Write-In								
Gibbsboro Dist 1	Total	419	23	5.49									
Gibbsboro Dist 2	Total	362	12	3.31									
Gibbsboro Mail-In Ballot	Total	0	133	0.00	6								
Gibbsboro Provisional	Total	0	7	0.00									
Gibbsboro Emergency Ballots	Total	0	0	0.00									
Gibbsboro Borough	Total	781	175	22.41	6								
Total - TC-Emergency		781	0	0.00									
Total - TC-Machine		781	35	4.48									
Total - TC-Mail-In Ballot		781	133	17.03	6								
Total - TC-Provisional		781	7	0.90									
Total - TC-Rejected Ballots		781	0	0.00									
Contest Total		781	175	22.41	6								

**Gibbsboro County Committee Man - DEM**

		Registered	Ballots Cast	Turnout (%)	Dan KEASHEN	Write-In								
Gibbsboro Dist 1	Total	419	23	5.49	19									
Gibbsboro Dist 2	Total	362	12	3.31	7									
Gibbsboro Mail-In Ballot	Total	0	133	0.00	122									
Gibbsboro Provisional	Total	0	7	0.00	7									
Gibbsboro Emergency Ballots	Total	0	0	0.00										
Gibbsboro Borough	Total	781	175	22.41	155									
Total - TC-Emergency		781	0	0.00										
Total - TC-Machine		781	35	4.48	26									
Total - TC-Mail-In Ballot		781	133	17.03	122									
Total - TC-Provisional		781	7	0.90	7									
Total - TC-Rejected Ballots		781	0	0.00										
Contest Total		781	175	22.41	155									

**Gibbsboro County Committee Woman - DEM**

		Registered	Ballots Cast	Turnout (%)	Hailey COLLIER	Write-In							
Gibbsboro Dist 1	Total	419	23	5.49	19								
Gibbsboro Dist 2	Total	362	12	3.31	9								
Gibbsboro Mail-In Ballot	Total	0	133	0.00	120								
Gibbsboro Provisional	Total	0	7	0.00	7								
Gibbsboro Emergency Ballots	Total	0	0	0.00									
Gibbsboro Borough	Total	781	175	22.41	155								
Total - TC-Emergency		781	0	0.00									
Total - TC-Machine		781	35	4.48	28								
Total - TC-Mail-In Ballot		781	133	17.03	120								
Total - TC-Provisional		781	7	0.90	7								
Total - TC-Rejected Ballots		781	0	0.00									
Contest Total		781	175	22.41	155								

**Gloucester City Council Ward 1 - DEM**

		Registered	Ballots Cast	Turnout (%)	George BERGLUND	Write-In							
Gloucester City W1 D1	Total	422	15	3.55	14								
Gloucester City W1 D2	Total	410	15	3.66	13								
Gloucester City W1 D3	Total	305	39	12.79	28								
Gloucester City Ward 1 Mail-In Ballot	Total	0	105	0.00	102								
Gloucester City Ward 1 Provisional	Total	0	13	0.00	10								
Gloucester City W1 Emergency Ballots	Total	0	0	0.00									
Gloucester City	Total	1137	187	16.45	167								
Total - TC-Emergency		1137	0	0.00									
Total - TC-Machine		1137	69	6.07	55								
Total - TC-Mail-In Ballot		1137	105	9.23	102								
Total - TC-Provisional		1137	13	1.14	10								
Total - TC-Rejected Ballots		1137	0	0.00									
Contest Total		1137	187	16.45	167								

**Gloucester City Council Ward 2 - DEM**

		Registered	Ballots Cast	Turnout (%)	James JOHNSON	Write-In								
Gloucester City W2 D1	Total	333	18	5.41	16									
Gloucester City W2 D2	Total	428	26	6.07	21									
Gloucester City W2 D3	Total	488	35	7.17	25									
Gloucester City Ward 2 Mail-In Ballot	Total	0	169	0.00	155									
Gloucester City Ward 2 Provisional	Total	0	2	0.00	1									
Gloucester City W2 Emergency Ballots	Total	0	0	0.00										
Gloucester City	Total	1249	250	20.02	218									
Total - TC-Emergency		1249	0	0.00										
Total - TC-Machine		1249	79	6.33	62									
Total - TC-Mail-In Ballot		1249	169	13.53	155									
Total - TC-Provisional		1249	2	0.16	1									
Total - TC-Rejected Ballots		1249	0	0.00										
Contest Total		1249	250	20.02	218									

**Gloucester City Council Ward 3 - DEM**

		Registered	Ballots Cast	Turnout (%)	Nancy BAUS	Write-In								
Gloucester City W3 D1	Total	518	24	4.63	18									
Gloucester City W3 D2	Total	514	17	3.31	10									
Gloucester City Ward 3 Mail-In Ballot	Total	0	142	0.00	121	1								
Gloucester City Ward 3 Provisional	Total	0	3	0.00	2									
Gloucester City W3 Emergency Ballots	Total	0	0	0.00										
Gloucester City	Total	1032	186	18.02	151	1								
Total - TC-Emergency		1032	0	0.00										
Total - TC-Machine		1032	41	3.97	28									
Total - TC-Mail-In Ballot		1032	142	13.76	121	1								
Total - TC-Provisional		1032	3	0.29	2									
Total - TC-Rejected Ballots		1032	0	0.00										
Contest Total		1032	186	18.02	151	1								

**Gloucester City Ward 1 County Committee Man - DEM**

		Registered	Ballots Cast	Turnout (%)	Patrick R. HAGAN	Robert C. BOOTH	Write-In						
Gloucester City W1 D1	Total	422	15	3.55	13	13							
Gloucester City W1 D2	Total	410	15	3.66	13	13							
Gloucester City W1 D3	Total	305	39	12.79	31	25							
Gloucester City Ward 1 Mail-In Ballot	Total	0	105	0.00	100	97							
Gloucester City Ward 1 Provisional	Total	0	13	0.00	10	10							
Gloucester City W1 Emergency Ballots	Total	0	0	0.00									
Gloucester City	Total	1137	187	16.45	167	158							
Total - TC-Emergency		1137	0	0.00									
Total - TC-Machine		1137	69	6.07	57	51							
Total - TC-Mail-In Ballot		1137	105	9.23	100	97							
Total - TC-Provisional		1137	13	1.14	10	10							
Total - TC-Rejected Ballots		1137	0	0.00									
Contest Total		1137	187	16.45	167	158							



**Gloucester City Ward 1 County Committee Woman - DEM**

		Registered	Ballots Cast	Turnout (%)	Roseann MICHEL	Lisa DEBUS	Write-In						
Gloucester City W1 D1	Total	422	15	3.55	14	11							
Gloucester City W1 D2	Total	410	15	3.66	13	13							
Gloucester City W1 D3	Total	305	39	12.79	30	28	1						
Gloucester City Ward 1 Mail-In Ballot	Total	0	105	0.00	96	100							
Gloucester City Ward 1 Provisional	Total	0	13	0.00	10	10							
Gloucester City W1 Emergency Ballots	Total	0	0	0.00									
Gloucester City	Total	1137	187	16.45	163	162	1						
Total - TC-Emergency		1137	0	0.00									
Total - TC-Machine		1137	69	6.07	57	52	1						
Total - TC-Mail-In Ballot		1137	105	9.23	96	100							
Total - TC-Provisional		1137	13	1.14	10	10							
Total - TC-Rejected Ballots		1137	0	0.00									
Contest Total		1137	187	16.45	163	162	1						

**Gloucester City Ward 2 County Committee Man - DEM**

		Registered	Ballots Cast	Turnout (%)	Michael BILLINGHAM	Theodore J. HOWARTH, JR.	Write-In							
Gloucester City W2 D1	Total	333	18	5.41	16	16								
Gloucester City W2 D2	Total	428	26	6.07	22	20								
Gloucester City W2 D3	Total	488	35	7.17	29	26								
Gloucester City Ward 2 Mail-In Ballot	Total	0	169	0.00	160	153	2							
Gloucester City Ward 2 Provisional	Total	0	2	0.00		1								
Gloucester City W2 Emergency Ballots	Total	0	0	0.00										
Gloucester City	Total	1249	250	20.02	227	216	2							
Total - TC-Emergency		1249	0	0.00										
Total - TC-Machine		1249	79	6.33	67	62								
Total - TC-Mail-In Ballot		1249	169	13.53	160	153	2							
Total - TC-Provisional		1249	2	0.16		1								
Total - TC-Rejected Ballots		1249	0	0.00										
Contest Total		1249	250	20.02	227	216	2							

**Gloucester City Ward 2 County Committee Woman - DEM**

		Registered	Ballots Cast	Turnout (%)	Bernadette FLINN	Jenai JOHNSON	Write-In							
Gloucester City W2 D1	Total	333	18	5.41	18	14								
Gloucester City W2 D2	Total	428	26	6.07	21	22								
Gloucester City W2 D3	Total	488	35	7.17	27	26								
Gloucester City Ward 2 Mail-In Ballot	Total	0	169	0.00	154	150	2							
Gloucester City Ward 2 Provisional	Total	0	2	0.00		1								
Gloucester City W2 Emergency Ballots	Total	0	0	0.00										
Gloucester City	Total	1249	250	20.02	220	213	2							
Total - TC-Emergency		1249	0	0.00										
Total - TC-Machine		1249	79	6.33	66	62								
Total - TC-Mail-In Ballot		1249	169	13.53	154	150	2							
Total - TC-Provisional		1249	2	0.16		1								
Total - TC-Rejected Ballots		1249	0	0.00										
Contest Total		1249	250	20.02	220	213	2							

**Gloucester City Ward 3 County Committee Man - DEM**

		Registered	Ballots Cast	Turnout (%)	Jay F. BROPHY	Charles J. MALSON	Write-In						
Gloucester City W3 D1	Total	518	24	4.63	18	19							
Gloucester City W3 D2	Total	514	17	3.31	16	10							
Gloucester City Ward 3 Mail-In Ballot	Total	0	142	0.00	133	124	2						
Gloucester City Ward 3 Provisional	Total	0	3	0.00	3	1							
Gloucester City W3 Emergency Ballots	Total	0	0	0.00									
Gloucester City	Total	1032	186	18.02	170	154	2						
Total - TC-Emergency		1032	0	0.00									
Total - TC-Machine		1032	41	3.97	34	29							
Total - TC-Mail-In Ballot		1032	142	13.76	133	124	2						
Total - TC-Provisional		1032	3	0.29	3	1							
Total - TC-Rejected Ballots		1032	0	0.00									
Contest Total		1032	186	18.02	170	154	2						

**Gloucester City Ward 3 County Committee Woman - DEM**

		Registered	Ballots Cast	Turnout (%)	Mary DE FONEY	Carol Lynn CAREY-LEE	Write-In						
Gloucester City W3 D1	Total	518	24	4.63	18	19							
Gloucester City W3 D2	Total	514	17	3.31	15	12							
Gloucester City Ward 3 Mail-In Ballot	Total	0	142	0.00	130	125	1						
Gloucester City Ward 3 Provisional	Total	0	3	0.00	2								
Gloucester City W3 Emergency Ballots	Total	0	0	0.00									
Gloucester City	Total	1032	186	18.02	165	156	1						
Total - TC-Emergency		1032	0	0.00									
Total - TC-Machine		1032	41	3.97	33	31							
Total - TC-Mail-In Ballot		1032	142	13.76	130	125	1						
Total - TC-Provisional		1032	3	0.29	2								
Total - TC-Rejected Ballots		1032	0	0.00									
Contest Total		1032	186	18.02	165	156	1						

**Gloucester Twp Mayor - DEM**

		Registered	Ballots Cast	Turnout (%)	David R. MAYER	Write-In								
Gloucester Twp Dist 1	Total	309	20	6.47	16									
Gloucester Twp Dist 2	Total	376	13	3.46	7									
Gloucester Twp Dist 3	Total	335	10	2.99	7									
Gloucester Twp Dist 4	Total	464	31	6.68	23									
Gloucester Twp Dist 5	Total	656	16	2.44	2	1								
Gloucester Twp Dist 6	Total	715	35	4.90	26	1								
Gloucester Twp Dist 7	Total	503	51	10.14	42	2								
Gloucester Twp Dist 8	Total	650	43	6.62	40	1								
Gloucester Twp Dist 9	Total	583	33	5.66	29									
Gloucester Twp Dist 10	Total	430	25	5.81	21									
Gloucester Twp Dist 11	Total	466	27	5.79	21									
Gloucester Twp Dist 12	Total	573	34	5.93	27									
Gloucester Twp Dist 13	Total	827	28	3.39	25									
Gloucester Twp Dist 14	Total	754	50	6.63	45									
Gloucester Twp Dist 15	Total	658	37	5.62	30									
Gloucester Twp Dist 16	Total	461	30	6.51	25	2								
Gloucester Twp Dist 17	Total	1168	49	4.20	42									
Gloucester Twp Dist 18	Total	809	56	6.92	51									
Gloucester Twp Dist 19	Total	701	44	6.28	39	1								
Gloucester Twp Dist 20	Total	646	44	6.81	38									
Gloucester Twp Dist 21	Total	329	22	6.69	19									
Gloucester Twp Dist 22	Total	476	17	3.57	16									
Gloucester Twp Dist 23	Total	754	50	6.63	48									
Gloucester Twp Dist 24	Total	553	30	5.42	20	3								
Gloucester Twp Dist 25	Total	494	45	9.11	35	3								
Gloucester Twp Dist 26	Total	411	17	4.14	14									
Gloucester Twp Dist 27	Total	451	26	5.76	23									
Gloucester Twp Dist 28	Total	638	35	5.49	27	2								
Gloucester Twp Dist 29	Total	654	45	6.88	42	1								
Gloucester Twp Dist 30	Total	639	44	6.89	34	1								
Gloucester Twp Dist 31	Total	433	21	4.85	15	1								
Gloucester Twp Dist 32	Total	633	43	6.79	40	3								
Gloucester Twp Dist 33	Total	750	55	7.33	51									
Gloucester Twp Dist 34	Total	520	24	4.62	17									
Gloucester Twp Dist 35	Total	883	57	6.46	52									
Gloucester Twp Dist 36	Total	477	35	7.34	29									
Gloucester Twp Dist 37	Total	357	31	8.68	30									
Gloucester Twp Dist 38	Total	384	21	5.47	20									
Gloucester Twp Dist 39	Total	308	12	3.90	11									
Gloucester Twp Dist 40	Total	573	22	3.84	20									
Gloucester Twp Mail-In Ballot	Total	0	2744	0.00	2501	35								
Gloucester Twp Provisional	Total	0	142	0.00	127	3								
Gloucester Twp Emergency Ballots	Total	0	0	0.00										
Gloucester Twp	Total	22801	4214	18.48	3747	60								
Total - TC-Emergency		22801	0	0.00										
Total - TC-Machine		22801	1328	5.82	1119	22								

**Gloucester Twp Mayor - DEM**

		Registered	Ballots Cast	Turnout (%)	David R. MAYER	Write-In								
Total - TC-Mail-In Ballot		22801	2744	12.03	2501	35								
Total - TC-Provisional		22801	142	0.62	127	3								
Total - TC-Rejected Ballots		22801	0	0.00										
Contest Total		22801	4214	18.48	3747	60								

**Gloucester Twp Council - DEM**

		Registered	Ballots Cast	Turnout (%)	Michelle L. WINTERS	Carolyn D. GRACE	Dan HUTCHISON	Write-In					
Gloucester Twp Dist 1	Total	309	20	6.47	16	17	14						
Gloucester Twp Dist 2	Total	376	13	3.46	7	7	7	1					
Gloucester Twp Dist 3	Total	335	10	2.99	5	5	5						
Gloucester Twp Dist 4	Total	464	31	6.68	23	23	21						
Gloucester Twp Dist 5	Total	656	16	2.44	6	5	4	6					
Gloucester Twp Dist 6	Total	715	35	4.90	25	27	24						
Gloucester Twp Dist 7	Total	503	51	10.14	43	43	44	3					
Gloucester Twp Dist 8	Total	650	43	6.62	38	35	35	1					
Gloucester Twp Dist 9	Total	583	33	5.66	31	30	30						
Gloucester Twp Dist 10	Total	430	25	5.81	19	19	18						
Gloucester Twp Dist 11	Total	466	27	5.79	22	23	20						
Gloucester Twp Dist 12	Total	573	34	5.93	27	30	29						
Gloucester Twp Dist 13	Total	827	28	3.39	27	24	24						
Gloucester Twp Dist 14	Total	754	50	6.63	44	44	43						
Gloucester Twp Dist 15	Total	658	37	5.62	31	31	31						
Gloucester Twp Dist 16	Total	461	30	6.51	23	24	23	3					
Gloucester Twp Dist 17	Total	1168	49	4.20	42	43	42						
Gloucester Twp Dist 18	Total	809	56	6.92	45	48	48						
Gloucester Twp Dist 19	Total	701	44	6.28	37	38	34						
Gloucester Twp Dist 20	Total	646	44	6.81	39	40	37						
Gloucester Twp Dist 21	Total	329	22	6.69	16	18	17						
Gloucester Twp Dist 22	Total	476	17	3.57	15	16	15						
Gloucester Twp Dist 23	Total	754	50	6.63	47	43	43						
Gloucester Twp Dist 24	Total	553	30	5.42	22	21	20						
Gloucester Twp Dist 25	Total	494	45	9.11	35	35	32						
Gloucester Twp Dist 26	Total	411	17	4.14	15	13	12						
Gloucester Twp Dist 27	Total	451	26	5.76	24	23	22						
Gloucester Twp Dist 28	Total	638	35	5.49	25	26	26						
Gloucester Twp Dist 29	Total	654	45	6.88	42	41	40						
Gloucester Twp Dist 30	Total	639	44	6.89	31	32	29						
Gloucester Twp Dist 31	Total	433	21	4.85	16	17	17	3					
Gloucester Twp Dist 32	Total	633	43	6.79	40	38	37	4					
Gloucester Twp Dist 33	Total	750	55	7.33	52	49	45						
Gloucester Twp Dist 34	Total	520	24	4.62	20	20	17						
Gloucester Twp Dist 35	Total	883	57	6.46	50	50	49						
Gloucester Twp Dist 36	Total	477	35	7.34	30	31	29						
Gloucester Twp Dist 37	Total	357	31	8.68	30	26	25						
Gloucester Twp Dist 38	Total	384	21	5.47	13	19	14						
Gloucester Twp Dist 39	Total	308	12	3.90	8	10	10						
Gloucester Twp Dist 40	Total	573	22	3.84	19	19	19						
Gloucester Twp Mail-In Ballot	Total	0	2744	0.00	2503	2494	2501	24					
Gloucester Twp Provisional	Total	0	142	0.00	125	124	124	3					
Gloucester Twp Emergency Ballots	Total	0	0	0.00									
<b>Gloucester Twp</b>	<b>Total</b>	<b>22801</b>	<b>4214</b>	<b>18.48</b>	<b>3728</b>	<b>3721</b>	<b>3676</b>	<b>48</b>					
Total - TC-Emergency		22801	0	0.00									



**Gloucester Twp Council - DEM**

		Registered	Ballots Cast	Turnout (%)	Michelle L. WINTERS	Carolyn D. GRACE	Dan HUTCHISON	Write-In						
Total - TC-Machine		22801	1328	5.82	1100	1103	1051	21						
Total - TC-Mail-In Ballot		22801	2744	12.03	2503	2494	2501	24						
Total - TC-Provisional		22801	142	0.62	125	124	124	3						
Total - TC-Rejected Ballots		22801	0	0.00										
Contest Total		22801	4214	18.48	3728	3721	3676	48						

**Gloucester Twp County Committee - DEM**

		Registered	Ballots Cast	Turnout (%)	CAM CO DEM COM								
Gloucester Twp Dist 1	Total	309	20	6.47	14								
Gloucester Twp Dist 2	Total	376	13	3.46	7								
Gloucester Twp Dist 3	Total	335	10	2.99	4								
Gloucester Twp Dist 4	Total	464	31	6.68	23								
Gloucester Twp Dist 5	Total	656	16	2.44	3								
Gloucester Twp Dist 6	Total	715	35	4.90	23								
Gloucester Twp Dist 7	Total	503	51	10.14	43								
Gloucester Twp Dist 8	Total	650	43	6.62	34								
Gloucester Twp Dist 9	Total	583	33	5.66	29								
Gloucester Twp Dist 10	Total	430	25	5.81	20								
Gloucester Twp Dist 11	Total	466	27	5.79	22								
Gloucester Twp Dist 12	Total	573	34	5.93	29								
Gloucester Twp Dist 13	Total	827	28	3.39	26								
Gloucester Twp Dist 14	Total	754	50	6.63	42								
Gloucester Twp Dist 15	Total	658	37	5.62	31								
Gloucester Twp Dist 16	Total	461	30	6.51	25								
Gloucester Twp Dist 17	Total	1168	49	4.20	39								
Gloucester Twp Dist 18	Total	809	56	6.92	51								
Gloucester Twp Dist 19	Total	701	44	6.28	34								
Gloucester Twp Dist 20	Total	646	44	6.81	38								
Gloucester Twp Dist 21	Total	329	22	6.69	16								
Gloucester Twp Dist 22	Total	476	17	3.57	14								
Gloucester Twp Dist 23	Total	754	50	6.63	43								
Gloucester Twp Dist 24	Total	553	30	5.42	17								
Gloucester Twp Dist 25	Total	494	45	9.11	32								
Gloucester Twp Dist 26	Total	411	17	4.14	13								
Gloucester Twp Dist 27	Total	451	26	5.76	21								
Gloucester Twp Dist 28	Total	638	35	5.49	29								
Gloucester Twp Dist 29	Total	654	45	6.88	40								
Gloucester Twp Dist 30	Total	639	44	6.89	32								
Gloucester Twp Dist 31	Total	433	21	4.85	16								
Gloucester Twp Dist 32	Total	633	43	6.79	37								
Gloucester Twp Dist 33	Total	750	55	7.33	44								
Gloucester Twp Dist 34	Total	520	24	4.62	15								
Gloucester Twp Dist 35	Total	883	57	6.46	47								
Gloucester Twp Dist 36	Total	477	35	7.34	27								
Gloucester Twp Dist 37	Total	357	31	8.68	26								
Gloucester Twp Dist 38	Total	384	21	5.47	15								
Gloucester Twp Dist 39	Total	308	12	3.90	7								
Gloucester Twp Dist 40	Total	573	22	3.84	20								
Gloucester Twp Mail-In Ballot	Total	0	2744	0.00	2448								
Gloucester Twp Provisional	Total	0	142	0.00	118								
Gloucester Twp Emergency Ballots	Total	0	0	0.00									
Gloucester Twp	Total	22801	4214	18.48	3614								
Total - TC-Emergency		22801	0	0.00									

**Gloucester Twp County Committee - DEM**

		Registered	Ballots Cast	Turnout (%)	CAM CO DEM COM								
Total - TC-Machine		22801	1328	5.82	1048								
Total - TC-Mail-In Ballot		22801	2744	12.03	2448								
Total - TC-Provisional		22801	142	0.62	118								
Total - TC-Rejected Ballots		22801	0	0.00									
Contest Total		22801	4214	18.48	3614								

**Haddon Heights Council - DEM**

		Registered	Ballots Cast	Turnout (%)	Christopher MORGAN	Scott SCHREIBER	Write-In						
Haddon Heights Dist 1	Total	348	18	5.17	16	15							
Haddon Heights Dist 2	Total	352	18	5.11	15	13							
Haddon Heights Dist 3	Total	457	38	8.32	32	33							
Haddon Heights Dist 4	Total	314	29	9.24	25	25							
Haddon Heights Dist 5	Total	449	25	5.57	22	22							
Haddon Heights Dist 6	Total	468	19	4.06	18	18							
Haddon Heights Dist 7	Total	433	22	5.08	18	19	1						
Haddon Heights Mail-In Ballot	Total	0	532	0.00	495	493	2						
Haddon Heights Provisional	Total	0	31	0.00	31	31							
Haddon Heights Emergency Ballots	Total	0	0	0.00									
Haddon Heights Borough	Total	2821	732	25.95	672	669	3						
Total - TC-Emergency		2821	0	0.00									
Total - TC-Machine		2821	169	5.99	146	145	1						
Total - TC-Mail-In Ballot		2821	532	18.86	495	493	2						
Total - TC-Provisional		2821	31	1.10	31	31							
Total - TC-Rejected Ballots		2821	0	0.00									
Contest Total		2821	732	25.95	672	669	3						

**Haddon Heights County Committee Man - DEM**

		Registered	Ballots Cast	Turnout (%)	Scott SCHREIBER	Michael MADDEN	Tom OTTOSON	Chris LINARIS	Write-In				
Haddon Heights Dist 1	Total	348	18	5.17	15	16	17	15					
Haddon Heights Dist 2	Total	352	18	5.11	14	15	16	15					
Haddon Heights Dist 3	Total	457	38	8.32	32	31	33	33					
Haddon Heights Dist 4	Total	314	29	9.24	26	25	24	26					
Haddon Heights Dist 5	Total	449	25	5.57	21	22	21	22					
Haddon Heights Dist 6	Total	468	19	4.06	18	18	19	18					
Haddon Heights Dist 7	Total	433	22	5.08	18	19	19	19	2				
Haddon Heights Mail-In Ballot	Total	0	532	0.00	486	490	489	488	2				
Haddon Heights Provisional	Total	0	31	0.00	30	30	30	29					
Haddon Heights Emergency Ballots	Total	0	0	0.00									
Haddon Heights Borough	Total	2821	732	25.95	660	666	668	665	4				
Total - TC-Emergency		2821	0	0.00									
Total - TC-Machine		2821	169	5.99	144	146	149	148	2				
Total - TC-Mail-In Ballot		2821	532	18.86	486	490	489	488	2				
Total - TC-Provisional		2821	31	1.10	30	30	30	29					
Total - TC-Rejected Ballots		2821	0	0.00									
Contest Total		2821	732	25.95	660	666	668	665	4				

**Haddon Heights County Committee Woman - DEM**

		Registered	Ballots Cast	Turnout (%)	Marianne Holly CASS	Casey ORLANDO	Coleen Cleary COPPER	Magdalene JOHNS	Write-In				
Haddon Heights Dist 1	Total	348	18	5.17	15	16	16	16					
Haddon Heights Dist 2	Total	352	18	5.11	14	15	16	15					
Haddon Heights Dist 3	Total	457	38	8.32	31	33	31	32					
Haddon Heights Dist 4	Total	314	29	9.24	25	27	26	26					
Haddon Heights Dist 5	Total	449	25	5.57	21	21	21	21					
Haddon Heights Dist 6	Total	468	19	4.06	18	19	17	17					
Haddon Heights Dist 7	Total	433	22	5.08	19	19	19	20					
Haddon Heights Mail-In Ballot	Total	0	532	0.00	499	494	481	485					
Haddon Heights Provisional	Total	0	31	0.00	29	30	29	28					
Haddon Heights Emergency Ballots	Total	0	0	0.00									
Haddon Heights Borough	Total	2821	732	25.95	671	674	656	660					
Total - TC-Emergency		2821	0	0.00									
Total - TC-Machine		2821	169	5.99	143	150	146	147					
Total - TC-Mail-In Ballot		2821	532	18.86	499	494	481	485					
Total - TC-Provisional		2821	31	1.10	29	30	29	28					
Total - TC-Rejected Ballots		2821	0	0.00									
Contest Total		2821	732	25.95	671	674	656	660					

**Haddon Twp County Committee - DEM**

		Registered	Ballots Cast	Turnout (%)	CAM CO DEM COM								
Haddon Twp Dist 1	Total	450	28	6.22	22								
Haddon Twp Dist 2	Total	357	31	8.68	26								
Haddon Twp Dist 3	Total	586	39	6.66	31								
Haddon Twp Dist 4	Total	385	23	5.97	21								
Haddon Twp Dist 5	Total	289	19	6.57	18								
Haddon Twp Dist 6	Total	337	25	7.42	22								
Haddon Twp Dist 7	Total	377	31	8.22	30								
Haddon Twp Dist 8	Total	501	17	3.39	16								
Haddon Twp Dist 9	Total	327	22	6.73	19								
Haddon Twp Dist 10	Total	385	27	7.01	24								
Haddon Twp Dist 11	Total	470	26	5.53	22								
Haddon Twp Dist 12	Total	622	26	4.18	24								
Haddon Twp Dist 13	Total	326	23	7.06	22								
Haddon Twp Dist 14	Total	352	42	11.93	39								
Haddon Twp Dist 15	Total	367	43	11.72	37								
Haddon Twp Mail-In Ballot	Total	0	937	0.00	857								
Haddon Twp Provisional	Total	0	50	0.00	43								
Haddon Twp Emergency Ballots	Total	0	0	0.00									
Haddon Twp	Total	6131	1409	22.98	1273								
Total - TC-Emergency		6131	0	0.00									
Total - TC-Machine		6131	422	6.88	373								
Total - TC-Mail-In Ballot		6131	937	15.28	857								
Total - TC-Provisional		6131	50	0.82	43								
Total - TC-Rejected Ballots		6131	0	0.00									
Contest Total		6131	1409	22.98	1273								

**Haddonfield County Committee Man - DEM**

		Registered	Ballots Cast	Turnout (%)	Anthony BEZICH	Fran GRAMKOWSKI	Eugene LEPORE	Salvatore SICILIANO	Jack TARDITI	Scott TRAYNOR	Write-In			
Haddonfield Dist 1	Total	524	11	2.10	10	10	10	10	9	10				
Haddonfield Dist 2	Total	698	21	3.01	14	13	13	13	14	13				
Haddonfield Dist 3	Total	467	24	5.14	15	16	13	17	18	14				
Haddonfield Dist 4	Total	271	10	3.69	6	5	5	5	6	5				
Haddonfield Dist 5	Total	229	3	1.31	2	2	2	3	2	2				
Haddonfield Dist 6	Total	444	16	3.60	15	15	15	15	15	15				
Haddonfield Dist 7	Total	485	13	2.68	12	12	12	12	12	12				
Haddonfield Dist 8	Total	504	27	5.36	19	21	21	21	22	19				
Haddonfield Dist 9	Total	558	25	4.48	20	22	21	20	19	20				
Haddonfield Dist 10	Total	356	15	4.21	9	9	9	9	10	9				
Haddonfield Mail-In Ballot	Total	0	831	0.00	658	657	652	663	703	651	10			
Haddonfield Provisional	Total	0	45	0.00	42	40	41	41	42	41				
Haddonfield Emergency Ballots	Total	0	0	0.00										
Haddonfield Borough	Total	4536	1041	22.95	822	822	814	829	872	811	10			
Total - TC-Emergency		4536	0	0.00										
Total - TC-Machine		4536	165	3.64	122	125	121	125	127	119				
Total - TC-Mail-In Ballot		4536	831	18.32	658	657	652	663	703	651	10			
Total - TC-Provisional		4536	45	0.99	42	40	41	41	42	41				
Total - TC-Rejected Ballots		4536	0	0.00										
Contest Total		4536	1041	22.95	822	822	814	829	872	811	10			



**Haddonfield County Committee Woman - DEM**

		Registered	Ballots Cast	Turnout (%)	Saba AFTAB	Susan BALTAKE	Colleen BIANCO BEZICH	Mary GRAMKOWSKI	Anne WALTERS	Gladis ZAMBRANA	Write-In			
Haddonfield Dist 1	Total	524	11	2.10	11	11	11	11	11	11				
Haddonfield Dist 2	Total	698	21	3.01	13	14	16	13	13	13				
Haddonfield Dist 3	Total	467	24	5.14	14	14	17	14	14	14				
Haddonfield Dist 4	Total	271	10	3.69	5	5	6	5	5	5				
Haddonfield Dist 5	Total	229	3	1.31	1	2	2	2	3	2				
Haddonfield Dist 6	Total	444	16	3.60	15	15	14	15	15	15	1			
Haddonfield Dist 7	Total	485	13	2.68	12	12	12	12	12	12				
Haddonfield Dist 8	Total	504	27	5.36	20	20	20	20	19	20				
Haddonfield Dist 9	Total	558	25	4.48	22	21	23	21	22	22				
Haddonfield Dist 10	Total	356	15	4.21	9	9	8	9	9	9				
Haddonfield Mail-In Ballot	Total	0	831	0.00	674	672	692	659	669	665	11			
Haddonfield Provisional	Total	0	45	0.00	41	39	42	39	40	42				
Haddonfield Emergency Ballots	Total	0	0	0.00										
Haddonfield Borough	Total	4536	1041	22.95	837	834	863	820	832	830	12			
Total - TC-Emergency		4536	0	0.00										
Total - TC-Machine		4536	165	3.64	122	123	129	122	123	123	1			
Total - TC-Mail-In Ballot		4536	831	18.32	674	672	692	659	669	665	11			
Total - TC-Provisional		4536	45	0.99	41	39	42	39	40	42				
Total - TC-Rejected Ballots		4536	0	0.00										
Contest Total		4536	1041	22.95	837	834	863	820	832	830	12			

**Hi-Nella Council - DEM**

		Registered	Ballots Cast	Turnout (%)	Write-In									
Hi-Nella Dist 1	Total	342	21	6.14										
Hi Nella Mail-In Ballot	Total	0	41	0.00										
Hi Nella Provisional	Total	0	1	0.00										
Hi Nella Emergency Ballots	Total	0	0	0.00										
Hi-Nella Borough	Total	342	63	18.42										
Total - TC-Emergency		342	0	0.00										
Total - TC-Machine		342	21	6.14										
Total - TC-Mail-In Ballot		342	41	11.99										
Total - TC-Provisional		342	1	0.29										
Total - TC-Rejected Ballots		342	0	0.00										
Contest Total		342	63	18.42										

**Hi-Nella County Committee Man - DEM**

		Registered	Ballots Cast	Turnout (%)	Gary TOMAR	Write-In								
Hi-Nella Dist 1	Total	342	21	6.14	19									
Hi Nella Mail-In Ballot	Total	0	41	0.00	38									
Hi Nella Provisional	Total	0	1	0.00	1									
Hi Nella Emergency Ballots	Total	0	0	0.00										
Hi-Nella Borough	Total	342	63	18.42	58									
Total - TC-Emergency		342	0	0.00										
Total - TC-Machine		342	21	6.14	19									
Total - TC-Mail-In Ballot		342	41	11.99	38									
Total - TC-Provisional		342	1	0.29	1									
Total - TC-Rejected Ballots		342	0	0.00										
Contest Total		342	63	18.42	58									

**Hi-Nella County Committee Woman - DEM**

		Registered	Ballots Cast	Turnout (%)	Cindy / MC COY	Write-In							
Hi-Nella Dist 1	Total	342	21	6.14	19								
Hi Nella Mail-In Ballot	Total	0	41	0.00	37								
Hi Nella Provisional	Total	0	1	0.00	1								
Hi Nella Emergency Ballots	Total	0	0	0.00									
Hi-Nella Borough	Total	342	63	18.42	57								
Total - TC-Emergency		342	0	0.00									
Total - TC-Machine		342	21	6.14	19								
Total - TC-Mail-In Ballot		342	41	11.99	37								
Total - TC-Provisional		342	1	0.29	1								
Total - TC-Rejected Ballots		342	0	0.00									
Contest Total		342	63	18.42	57								

**Laurel Springs Council - DEM**

		Registered	Ballots Cast	Turnout (%)	Susan M. DI GREGORIO	Write-In								
Laurel Springs Dist 1	Total	377	22	5.84	20									
Laurel Springs Dist 2	Total	292	20	6.85	20									
Laurel Springs Mail-In Ballot	Total	0	78	0.00	75	1								
Laurel Springs Provisional	Total	0	5	0.00	5									
Laurel Springs Emergency Ballots	Total	0	0	0.00										
Laurel Springs Borough	Total	669	125	18.68	120	1								
Total - TC-Emergency		669	0	0.00										
Total - TC-Machine		669	42	6.28	40									
Total - TC-Mail-In Ballot		669	78	11.66	75	1								
Total - TC-Provisional		669	5	0.75	5									
Total - TC-Rejected Ballots		669	0	0.00										
Contest Total		669	125	18.68	120	1								

**Laurel Springs County Committee Man - DEM**

		Registered	Ballots Cast	Turnout (%)	Thomas A. BARBERA	Write-In								
Laurel Springs Dist 1	Total	377	22	5.84	21									
Laurel Springs Dist 2	Total	292	20	6.85	19									
Laurel Springs Mail-In Ballot	Total	0	78	0.00	71	1								
Laurel Springs Provisional	Total	0	5	0.00	5									
Laurel Springs Emergency Ballots	Total	0	0	0.00										
Laurel Springs Borough	Total	669	125	18.68	116	1								
Total - TC-Emergency		669	0	0.00										
Total - TC-Machine		669	42	6.28	40									
Total - TC-Mail-In Ballot		669	78	11.66	71	1								
Total - TC-Provisional		669	5	0.75	5									
Total - TC-Rejected Ballots		669	0	0.00										
Contest Total		669	125	18.68	116	1								

**Laurel Springs County Committee Woman - DEM**

		Registered	Ballots Cast	Turnout (%)	June E. DZIERZYNSKI	Write-In							
Laurel Springs Dist 1	Total	377	22	5.84	19								
Laurel Springs Dist 2	Total	292	20	6.85	20								
Laurel Springs Mail-In Ballot	Total	0	78	0.00	76								
Laurel Springs Provisional	Total	0	5	0.00	5								
Laurel Springs Emergency Ballots	Total	0	0	0.00									
Laurel Springs Borough	Total	669	125	18.68	120								
Total - TC-Emergency		669	0	0.00									
Total - TC-Machine		669	42	6.28	39								
Total - TC-Mail-In Ballot		669	78	11.66	76								
Total - TC-Provisional		669	5	0.75	5								
Total - TC-Rejected Ballots		669	0	0.00									
Contest Total		669	125	18.68	120								

**Lawnside Council - DEM**

		Registered	Ballots Cast	Turnout (%)	Ronald DE ABREU	Dawn WRIGHT-MC LEOD	Write-In							
Lawnside Dist 1	Total	895	124	13.85	110	108								
Lawnside Dist 2	Total	913	109	11.94	95	95								
Lawnside Mail-In Ballot	Total	0	241	0.00	209	219	3							
Lawnside Provisional	Total	0	20	0.00	19	17								
Lawnside Emergency Ballots	Total	0	0	0.00										
Lawnside Borough	Total	1808	494	27.32	433	439	3							
Total - TC-Emergency		1808	0	0.00										
Total - TC-Machine		1808	233	12.89	205	203								
Total - TC-Mail-In Ballot		1808	241	13.33	209	219	3							
Total - TC-Provisional		1808	20	1.11	19	17								
Total - TC-Rejected Ballots		1808	0	0.00										
Contest Total		1808	494	27.32	433	439	3							



**Lawnside County Committee Man - DEM**

		Registered	Ballots Cast	Turnout (%)	Eric J. WILCOX, SR.	Steven POLLARD	Sebert L. MC KENZIE	Write-In						
Lawnside Dist 1	Total	895	124	13.85	108	107	104							
Lawnside Dist 2	Total	913	109	11.94	96	97	91							
Lawnside Mail-In Ballot	Total	0	241	0.00	207	212	199	3						
Lawnside Provisional	Total	0	20	0.00	19	19	19							
Lawnside Emergency Ballots	Total	0	0	0.00										
Lawnside Borough	Total	1808	494	27.32	430	435	413	3						
Total - TC-Emergency		1808	0	0.00										
Total - TC-Machine		1808	233	12.89	204	204	195							
Total - TC-Mail-In Ballot		1808	241	13.33	207	212	199	3						
Total - TC-Provisional		1808	20	1.11	19	19	19							
Total - TC-Rejected Ballots		1808	0	0.00										
Contest Total		1808	494	27.32	430	435	413	3						

**Lawnside County Committee Woman - DEM**

		Registered	Ballots Cast	Turnout (%)	Sydney A. HURLEY	Rhonda WARDLOW-HURLEY	Bridgett L. KITTLES	Write-In						
Lawnside Dist 1	Total	895	124	13.85	104	105	101							
Lawnside Dist 2	Total	913	109	11.94	90	91	94							
Lawnside Mail-In Ballot	Total	0	241	0.00	199	206	206	2						
Lawnside Provisional	Total	0	20	0.00	19	19	19							
Lawnside Emergency Ballots	Total	0	0	0.00										
Lawnside Borough	Total	1808	494	27.32	412	421	420	2						
Total - TC-Emergency		1808	0	0.00										
Total - TC-Machine		1808	233	12.89	194	196	195							
Total - TC-Mail-In Ballot		1808	241	13.33	199	206	206	2						
Total - TC-Provisional		1808	20	1.11	19	19	19							
Total - TC-Rejected Ballots		1808	0	0.00										
Contest Total		1808	494	27.32	412	421	420	2						

**Lindenwold Council - DEM**

		Registered	Ballots Cast	Turnout (%)	Cheryle RANDOLPH-SHARPE	Samuel FIELDS	Sarah VELLNER	Justin M. JACKSON, JR.	Write-In					
Lindenwold Dist 1	Total	678	50	7.37	35	28	6	15	2					
Lindenwold Dist 2	Total	651	47	7.22	36	35	6	9	2					
Lindenwold Dist 3	Total	536	69	12.87	59	54	4	5	1					
Lindenwold Dist 4	Total	955	83	8.69	66	57	8	13						
Lindenwold Dist 5	Total	726	37	5.10	32	32	1	1						
Lindenwold Dist 6	Total	862	88	10.21	77	69	8	6						
Lindenwold Dist 7	Total	525	22	4.19	19	17	3	2						
Lindenwold Dist 8	Total	852	46	5.40	38	34	3	7	1					
Lindenwold Dist 9	Total	503	49	9.74	42	39	4	3						
Lindenwold Mail-In Ballot	Total	0	690	0.00	533	519	109	109	1					
Lindenwold Provisional	Total	0	59	0.00	40	43	6	8						
Lindenwold Emergency Ballots	Total	0	0	0.00										
Lindenwold Borough	Total	6288	1240	19.72	977	927	158	178	7					
Total - TC-Emergency		6288	0	0.00										
Total - TC-Machine		6288	491	7.81	404	365	43	61	6					
Total - TC-Mail-In Ballot		6288	690	10.97	533	519	109	109	1					
Total - TC-Provisional		6288	59	0.94	40	43	6	8						
Total - TC-Rejected Ballots		6288	0	0.00										
Contest Total		6288	1240	19.72	977	927	158	178	7					

**Lindenwold County Committee - DEM**

		Registered	Ballots Cast	Turnout (%)	CAM CO DEM COM								
Lindenwold Dist 1	Total	678	50	7.37	33								
Lindenwold Dist 2	Total	651	47	7.22	41								
Lindenwold Dist 3	Total	536	69	12.87	59								
Lindenwold Dist 4	Total	955	83	8.69	70								
Lindenwold Dist 5	Total	726	37	5.10	31								
Lindenwold Dist 6	Total	862	88	10.21	79								
Lindenwold Dist 7	Total	525	22	4.19	20								
Lindenwold Dist 8	Total	852	46	5.40	42								
Lindenwold Dist 9	Total	503	49	9.74	43								
Lindenwold Mail-In Ballot	Total	0	690	0.00	631								
Lindenwold Provisional	Total	0	59	0.00	54								
Lindenwold Emergency Ballots	Total	0	0	0.00									
Lindenwold Borough	Total	6288	1240	19.72	1103								
Total - TC-Emergency		6288	0	0.00									
Total - TC-Machine		6288	491	7.81	418								
Total - TC-Mail-In Ballot		6288	690	10.97	631								
Total - TC-Provisional		6288	59	0.94	54								
Total - TC-Rejected Ballots		6288	0	0.00									
Contest Total		6288	1240	19.72	1103								

**Magnolia Council - DEM**

		Registered	Ballots Cast	Turnout (%)	Richard V. KRAUSE, JR.	Shawn PARKER	Write-In							
Magnolia Dist 1	Total	469	34	7.25	29	26	1							
Magnolia Dist 2	Total	331	24	7.25	23	23	1							
Magnolia Dist 3	Total	381	24	6.30	19	20								
Magnolia Dist 4	Total	427	39	9.13	31	36								
Magnolia Mail-In Ballot	Total	0	202	0.00	191	186								
Magnolia Provisional	Total	0	11	0.00	11	9								
Magnolia Emergency Ballots	Total	0	0	0.00										
Magnolia Borough	Total	1608	334	20.77	304	300	2							
Total - TC-Emergency		1608	0	0.00										
Total - TC-Machine		1608	121	7.52	102	105	2							
Total - TC-Mail-In Ballot		1608	202	12.56	191	186								
Total - TC-Provisional		1608	11	0.68	11	9								
Total - TC-Rejected Ballots		1608	0	0.00										
Contest Total		1608	334	20.77	304	300	2							

**Magnolia County Committee Man - DEM**

		Registered	Ballots Cast	Turnout (%)	Robert CARSON	Anthony DE PRINCE	Steven B. WHALEN	Write-In						
Magnolia Dist 1	Total	469	34	7.25	28	28	25	1						
Magnolia Dist 2	Total	331	24	7.25	22	22	22							
Magnolia Dist 3	Total	381	24	6.30	19	19	20							
Magnolia Dist 4	Total	427	39	9.13	33	31	31							
Magnolia Mail-In Ballot	Total	0	202	0.00	185	183	185	3						
Magnolia Provisional	Total	0	11	0.00	11	10	10							
Magnolia Emergency Ballots	Total	0	0	0.00										
Magnolia Borough	Total	1608	334	20.77	298	293	293	4						
Total - TC-Emergency		1608	0	0.00										
Total - TC-Machine		1608	121	7.52	102	100	98	1						
Total - TC-Mail-In Ballot		1608	202	12.56	185	183	185	3						
Total - TC-Provisional		1608	11	0.68	11	10	10							
Total - TC-Rejected Ballots		1608	0	0.00										
Contest Total		1608	334	20.77	298	293	293	4						

**Magnolia County Committee Woman - DEM**

		Registered	Ballots Cast	Turnout (%)	Shawn PARKER	Mary MARTZ	Terri SAXTON	Write-In					
Magnolia Dist 1	Total	469	34	7.25	25	24	25						
Magnolia Dist 2	Total	331	24	7.25	21	23	21						
Magnolia Dist 3	Total	381	24	6.30	19	19	20						
Magnolia Dist 4	Total	427	39	9.13	34	30	30						
Magnolia Mail-In Ballot	Total	0	202	0.00	185	186	185	2					
Magnolia Provisional	Total	0	11	0.00	10	11	10						
Magnolia Emergency Ballots	Total	0	0	0.00									
Magnolia Borough	Total	1608	334	20.77	294	293	291	2					
Total - TC-Emergency		1608	0	0.00									
Total - TC-Machine		1608	121	7.52	99	96	96						
Total - TC-Mail-In Ballot		1608	202	12.56	185	186	185	2					
Total - TC-Provisional		1608	11	0.68	10	11	10						
Total - TC-Rejected Ballots		1608	0	0.00									
Contest Total		1608	334	20.77	294	293	291	2					

**Merchantville Council - DEM**

		Registered	Ballots Cast	Turnout (%)	Cindy MORALES-BUTTS	Daniel J. SPERRAZZA	Write-In						
Merchantville Dist 1	Total	635	88	13.86	77	73							
Merchantville Dist 2	Total	397	68	17.13	50	54							
Merchantville Dist 3	Total	407	47	11.55	35	33	2						
Merchantville Mail-In Ballot	Total	0	282	0.00	237	227	8						
Merchantville Provisional	Total	0	21	0.00	17	17							
Merchantville Emergency Ballots	Total	0	0	0.00									
Merchantville Borough	Total	1439	506	35.16	416	404	10						
Total - TC-Emergency		1439	0	0.00									
Total - TC-Machine		1439	203	14.11	162	160	2						
Total - TC-Mail-In Ballot		1439	282	19.60	237	227	8						
Total - TC-Provisional		1439	21	1.46	17	17							
Total - TC-Rejected Ballots		1439	0	0.00									
Contest Total		1439	506	35.16	416	404	10						



**Merchantville County Committee Man - DEM**

		Registered	Ballots Cast	Turnout (%)	Daniel J. SPERRAZZA	Louis J. FUME, III	Chester HICKS	Joseph BOUVIER	Write-In					
Merchantville Dist 1	Total	635	88	13.86	46	48	32	34						
Merchantville Dist 2	Total	397	68	17.13	28	26	38	39						
Merchantville Dist 3	Total	407	47	11.55	24	24	21	21						
Merchantville Mail-In Ballot	Total	0	283	0.00	121	126	131	143						
Merchantville Provisional	Total	0	21	0.00	10	11	11	10						
Merchantville Emergency Ballots	Total	0	0	0.00										
Merchantville Borough	Total	1439	507	35.23	229	235	233	247						
Total - TC-Emergency		1439	0	0.00										
Total - TC-Machine		1439	203	14.11	98	98	91	94						
Total - TC-Mail-In Ballot		1439	283	19.67	121	126	131	143						
Total - TC-Provisional		1439	21	1.46	10	11	11	10						
Total - TC-Rejected Ballots		1439	0	0.00										
Contest Total		1439	507	35.23	229	235	233	247						

**Merchantville County Committee Woman - DEM**

		Registered	Ballots Cast	Turnout (%)	Maureen G. HIGGINS	Angela C. WALDRON	Maria Nina SCARPA	Dannette STRADER	Write-In				
Merchantville Dist 1	Total	635	88	13.86	51	53	30	31	1				
Merchantville Dist 2	Total	397	68	17.13	22	28	41	37					
Merchantville Dist 3	Total	407	47	11.55	23	26	24	21					
Merchantville Mail-In Ballot	Total	0	282	0.00	125	142	139	131					
Merchantville Provisional	Total	0	21	0.00	10	10	11	11					
Merchantville Emergency Ballots	Total	0	0	0.00									
Merchantville Borough	Total	1439	506	35.16	231	259	245	231	1				
Total - TC-Emergency		1439	0	0.00									
Total - TC-Machine		1439	203	14.11	96	107	95	89	1				
Total - TC-Mail-In Ballot		1439	282	19.60	125	142	139	131					
Total - TC-Provisional		1439	21	1.46	10	10	11	11					
Total - TC-Rejected Ballots		1439	0	0.00									
Contest Total		1439	506	35.16	231	259	245	231	1				

**Mt Ephraim County Committee Man - DEM**

		Registered	Ballots Cast	Turnout (%)	John SABAN	Samuel KEATING	Michael MARRONE	Write-In						
Mt Ephraim Dist 1	Total	368	36	9.78	30	29	30							
Mt Ephraim Dist 2	Total	445	31	6.97	24	26	24							
Mt Ephraim Dist 3	Total	395	26	6.58	18	19	19							
Mt Ephraim Dist 4	Total	414	32	7.73	26	22	27							
Mt. Ephraim Mail-In Ballot	Total	0	228	0.00	203	203	203							
Mt. Ephraim Provisional	Total	0	11	0.00	10	10	11							
Mt. Ephraim Emergency Ballots	Total	0	0	0.00										
Mount Ephraim Borough	Total	1622	364	22.44	311	309	314							
Total - TC-Emergency		1622	0	0.00										
Total - TC-Machine		1622	125	7.71	98	96	100							
Total - TC-Mail-In Ballot		1622	228	14.06	203	203	203							
Total - TC-Provisional		1622	11	0.68	10	10	11							
Total - TC-Rejected Ballots		1622	0	0.00										
Contest Total		1622	364	22.44	311	309	314							

**Mt Ephraim County Committee Woman - DEM**

		Registered	Ballots Cast	Turnout (%)	Deborah WOLK	Kristina CAREY	Barbara SCOTT	Write-In					
Mt Ephraim Dist 1	Total	368	36	9.78	32	30	30						
Mt Ephraim Dist 2	Total	445	31	6.97	25	24	26						
Mt Ephraim Dist 3	Total	395	26	6.58	19	18	19						
Mt Ephraim Dist 4	Total	414	32	7.73	25	22	24						
Mt. Ephraim Mail-In Ballot	Total	0	228	0.00	204	207	209						
Mt. Ephraim Provisional	Total	0	11	0.00	10	10	9						
Mt. Ephraim Emergency Ballots	Total	0	0	0.00									
Mount Ephraim Borough	Total	1622	364	22.44	315	311	317						
Total - TC-Emergency		1622	0	0.00									
Total - TC-Machine		1622	125	7.71	101	94	99						
Total - TC-Mail-In Ballot		1622	228	14.06	204	207	209						
Total - TC-Provisional		1622	11	0.68	10	10	9						
Total - TC-Rejected Ballots		1622	0	0.00									
Contest Total		1622	364	22.44	315	311	317						

**Oaklyn Council - DEM**

		Registered	Ballots Cast	Turnout (%)	Christopher WALTERS	Nancy MAC GREGOR	Write-In							
Oaklyn Dist 1	Total	406	34	8.37	28	29	3							
Oaklyn Dist 2	Total	441	38	8.62	31	34	1							
Oaklyn Dist 3	Total	375	26	6.93	20	19								
Oaklyn Dist 4	Total	368	23	6.25	22	23								
Oaklyn Mail-In Ballot	Total	0	211	0.00	192	196								
Oaklyn Provisional	Total	0	8	0.00	7	7								
Oaklyn Emergency Ballots	Total	0	0	0.00										
Oaklyn Borough	Total	1590	340	21.38	300	308	4							
Total - TC-Emergency		1590	0	0.00										
Total - TC-Machine		1590	121	7.61	101	105	4							
Total - TC-Mail-In Ballot		1590	211	13.27	192	196								
Total - TC-Provisional		1590	8	0.50	7	7								
Total - TC-Rejected Ballots		1590	0	0.00										
Contest Total		1590	340	21.38	300	308	4							

**Oaklyn County Committee Man - DEM**

		Registered	Ballots Cast	Turnout (%)	Matthew GROCHOWSKI	Adam SHERR	Christopher WALTERS	Write-In						
Oaklyn Dist 1	Total	406	34	8.37	29	29	27	3						
Oaklyn Dist 2	Total	441	38	8.62	34	31	33							
Oaklyn Dist 3	Total	375	26	6.93	20	20	20							
Oaklyn Dist 4	Total	368	23	6.25	21	23	22							
Oaklyn Mail-In Ballot	Total	0	211	0.00	195	195	194							
Oaklyn Provisional	Total	0	8	0.00	7	7	6							
Oaklyn Emergency Ballots	Total	0	0	0.00										
Oaklyn Borough	Total	1590	340	21.38	306	305	302	3						
Total - TC-Emergency		1590	0	0.00										
Total - TC-Machine		1590	121	7.61	104	103	102	3						
Total - TC-Mail-In Ballot		1590	211	13.27	195	195	194							
Total - TC-Provisional		1590	8	0.50	7	7	6							
Total - TC-Rejected Ballots		1590	0	0.00										
Contest Total		1590	340	21.38	306	305	302	3						

**Oaklyn County Committee Woman - DEM**

		Registered	Ballots Cast	Turnout (%)	Sarah CAIRNS	Amy DOYLE GAVAGHAN	April Sandra MARINO	Write-In						
Oaklyn Dist 1	Total	406	34	8.37	29	29	30							
Oaklyn Dist 2	Total	441	38	8.62	34	32	31	1						
Oaklyn Dist 3	Total	375	26	6.93	18	20	20	1						
Oaklyn Dist 4	Total	368	23	6.25	19	21	21							
Oaklyn Mail-In Ballot	Total	0	211	0.00	191	194	196	2						
Oaklyn Provisional	Total	0	8	0.00	6	7	7							
Oaklyn Emergency Ballots	Total	0	0	0.00										
Oaklyn Borough	Total	1590	340	21.38	297	303	305	4						
Total - TC-Emergency		1590	0	0.00										
Total - TC-Machine		1590	121	7.61	100	102	102	2						
Total - TC-Mail-In Ballot		1590	211	13.27	191	194	196	2						
Total - TC-Provisional		1590	8	0.50	6	7	7							
Total - TC-Rejected Ballots		1590	0	0.00										
Contest Total		1590	340	21.38	297	303	305	4						

**Pennsauken Twp Committee UNEX - DEM**

		Registered	Ballots Cast	Turnout (%)	Nicole ROBERTS	Write-In							
Pennsauken Dist 1	Total	613	46	7.50	41								
Pennsauken Dist 2	Total	987	86	8.71	79								
Pennsauken Dist 3	Total	547	52	9.51	48								
Pennsauken Dist 4	Total	853	49	5.74	46								
Pennsauken Dist 5	Total	401	36	8.98	34								
Pennsauken Dist 6	Total	661	40	6.05	34								
Pennsauken Dist 7	Total	733	41	5.59	37								
Pennsauken Dist 8	Total	539	46	8.53	44								
Pennsauken Dist 9	Total	499	40	8.02	36								
Pennsauken Dist 10	Total	514	55	10.70	50								
Pennsauken Dist 11	Total	516	49	9.50	42								
Pennsauken Dist 12	Total	496	48	9.68	39								
Pennsauken Dist 13	Total	442	25	5.66	22								
Pennsauken Dist 14	Total	691	73	10.56	69								
Pennsauken Dist 15	Total	784	50	6.38	43								
Pennsauken Dist 16	Total	479	44	9.19	40								
Pennsauken Dist 17	Total	792	56	7.07	50								
Pennsauken Dist 18	Total	747	37	4.95	33	1							
Pennsauken Dist 19	Total	410	30	7.32	28								
Pennsauken Dist 20	Total	510	59	11.57	54								
Pennsauken Dist 21	Total	461	41	8.89	33								
Pennsauken Dist 22	Total	511	66	12.92	61								
Pennsauken Dist 23	Total	456	28	6.14	25								
Pennsauken Dist 24	Total	383	26	6.79	22								
Pennsauken Mail-In Ballot	Total	0	1502	0.00	1410	7							
Pennsauken Provisional	Total	0	75	0.00	66								
Pennsauken Emergency Ballots	Total	0	0	0.00									
Pennsauken Twp	Total	14025	2700	19.25	2486	8							
Total - TC-Emergency		14025	0	0.00									
Total - TC-Machine		14025	1123	8.01	1010	1							
Total - TC-Mail-In Ballot		14025	1502	10.71	1410	7							
Total - TC-Provisional		14025	75	0.53	66								
Total - TC-Rejected Ballots		14025	0	0.00									
Contest Total		14025	2700	19.25	2486	8							



**Pennsauken Twp. Committee - DEM**

		Registered	Ballots Cast	Turnout (%)	Jessica RAFEH	Marco DI BATTISTA	Write-In						
Pennsauken Dist 1	Total	613	46	7.50	40	39							
Pennsauken Dist 2	Total	987	86	8.71	76	73							
Pennsauken Dist 3	Total	547	52	9.51	45	46							
Pennsauken Dist 4	Total	853	49	5.74	43	44							
Pennsauken Dist 5	Total	401	36	8.98	34	32							
Pennsauken Dist 6	Total	661	40	6.05	32	31							
Pennsauken Dist 7	Total	733	41	5.59	36	33							
Pennsauken Dist 8	Total	539	46	8.53	43	38							
Pennsauken Dist 9	Total	499	40	8.02	37	37							
Pennsauken Dist 10	Total	514	55	10.70	45	47							
Pennsauken Dist 11	Total	516	49	9.50	44	41							
Pennsauken Dist 12	Total	496	48	9.68	38	37							
Pennsauken Dist 13	Total	442	25	5.66	22	21							
Pennsauken Dist 14	Total	691	73	10.56	66	59							
Pennsauken Dist 15	Total	784	50	6.38	41	40							
Pennsauken Dist 16	Total	479	44	9.19	38	37							
Pennsauken Dist 17	Total	792	56	7.07	50	51							
Pennsauken Dist 18	Total	747	37	4.95	33	32	2						
Pennsauken Dist 19	Total	410	30	7.32	26	28	1						
Pennsauken Dist 20	Total	510	59	11.57	51	46							
Pennsauken Dist 21	Total	461	41	8.89	30	32	1						
Pennsauken Dist 22	Total	511	66	12.92	57	60							
Pennsauken Dist 23	Total	456	28	6.14	23	26							
Pennsauken Dist 24	Total	383	26	6.79	22	20							
Pennsauken Mail-In Ballot	Total	0	1502	0.00	1397	1397	8						
Pennsauken Provisional	Total	0	75	0.00	67	66							
Pennsauken Emergency Ballots	Total	0	0	0.00									
Pennsauken Twp	Total	14025	2700	19.25	2436	2413	12						
Total - TC-Emergency		14025	0	0.00									
Total - TC-Machine		14025	1123	8.01	972	950	4						
Total - TC-Mail-In Ballot		14025	1502	10.71	1397	1397	8						
Total - TC-Provisional		14025	75	0.53	67	66							
Total - TC-Rejected Ballots		14025	0	0.00									
Contest Total		14025	2700	19.25	2436	2413	12						

**Pennsauken County Committee - DEM**

		Registered	Ballots Cast	Turnout (%)	CAM CO DEM COM								
Pennsauken Dist 1	Total	613	46	7.50	38								
Pennsauken Dist 2	Total	987	86	8.71	72								
Pennsauken Dist 3	Total	547	52	9.51	39								
Pennsauken Dist 4	Total	853	49	5.74	41								
Pennsauken Dist 5	Total	401	36	8.98	32								
Pennsauken Dist 6	Total	661	40	6.05	31								
Pennsauken Dist 7	Total	733	41	5.59	31								
Pennsauken Dist 8	Total	539	46	8.53	40								
Pennsauken Dist 9	Total	499	40	8.02	33								
Pennsauken Dist 10	Total	514	55	10.70	44								
Pennsauken Dist 11	Total	516	49	9.50	37								
Pennsauken Dist 12	Total	496	48	9.68	37								
Pennsauken Dist 13	Total	442	25	5.66	22								
Pennsauken Dist 14	Total	691	73	10.56	62								
Pennsauken Dist 15	Total	784	50	6.38	38								
Pennsauken Dist 16	Total	479	44	9.19	32								
Pennsauken Dist 17	Total	792	56	7.07	45								
Pennsauken Dist 18	Total	747	37	4.95	33								
Pennsauken Dist 19	Total	410	30	7.32	25								
Pennsauken Dist 20	Total	510	59	11.57	47								
Pennsauken Dist 21	Total	461	41	8.89	30								
Pennsauken Dist 22	Total	511	66	12.92	57								
Pennsauken Dist 23	Total	456	28	6.14	25								
Pennsauken Dist 24	Total	383	26	6.79	19								
Pennsauken Mail-In Ballot	Total	0	1502	0.00	1392								
Pennsauken Provisional	Total	0	75	0.00	65								
Pennsauken Emergency Ballots	Total	0	0	0.00									
Pennsauken Twp	Total	14025	2700	19.25	2367								
Total - TC-Emergency		14025	0	0.00									
Total - TC-Machine		14025	1123	8.01	910								
Total - TC-Mail-In Ballot		14025	1502	10.71	1392								
Total - TC-Provisional		14025	75	0.53	65								
Total - TC-Rejected Ballots		14025	0	0.00									
Contest Total		14025	2700	19.25	2367								

**Pine Hill Council - DEM**

		Registered	Ballots Cast	Turnout (%)	John ROBB	Thomas KNOTT, JR	Write-In						
Pine Hill Dist 1	Total	633	40	6.32	34	33							
Pine Hill Dist 2	Total	542	24	4.43	23	24							
Pine Hill Dist 3	Total	618	39	6.31	34	34							
Pine Hill Dist 4	Total	814	42	5.16	38	35							
Pine Hill Dist 5	Total	606	40	6.60	33	33							
Pine Hill Dist 6	Total	529	19	3.59	16	17							
Pine Hill Mail-In Ballot	Total	0	441	0.00	415	419	3						
Pine Hill Provisional	Total	0	23	0.00	20	18							
Pine Hill Emergency Ballots	Total	0	0	0.00									
Pine Hill Borough	Total	3742	668	17.85	613	613	3						
Total - TC-Emergency		3742	0	0.00									
Total - TC-Machine		3742	204	5.45	178	176							
Total - TC-Mail-In Ballot		3742	441	11.79	415	419	3						
Total - TC-Provisional		3742	23	0.61	20	18							
Total - TC-Rejected Ballots		3742	0	0.00									
Contest Total		3742	668	17.85	613	613	3						

**Pine Hill County Committee Man - DEM**

		Registered	Ballots Cast	Turnout (%)	John ROBB	Terence G. BURKE	Michael HAGARTY	Robert E. HAGY	James T. WAKELEY	Write-In				
Pine Hill Dist 1	Total	633	40	6.32	32	31	30	30	30					
Pine Hill Dist 2	Total	542	24	4.43	23	23	24	23	23					
Pine Hill Dist 3	Total	618	39	6.31	35	34	34	34	32					
Pine Hill Dist 4	Total	814	42	5.16	39	37	37	37	36					
Pine Hill Dist 5	Total	606	40	6.60	33	34	32	34	33					
Pine Hill Dist 6	Total	529	19	3.59	15	16	16	16	17					
Pine Hill Mail-In Ballot	Total	0	441	0.00	416	417	419	414	415	4				
Pine Hill Provisional	Total	0	23	0.00	18	19	19	18	18					
Pine Hill Emergency Ballots	Total	0	0	0.00										
Pine Hill Borough	Total	3742	668	17.85	611	611	611	606	604	4				
Total - TC-Emergency		3742	0	0.00										
Total - TC-Machine		3742	204	5.45	177	175	173	174	171					
Total - TC-Mail-In Ballot		3742	441	11.79	416	417	419	414	415	4				
Total - TC-Provisional		3742	23	0.61	18	19	19	18	18					
Total - TC-Rejected Ballots		3742	0	0.00										
Contest Total		3742	668	17.85	611	611	611	606	604	4				

**Pine Hill County Committee Woman - DEM**

		Registered	Ballots Cast	Turnout (%)	Linda SZCZESNIEWSKI	Patricia KNOTT	Erica M. WAKELEY	Joanne T. JONES	Sharon M. YOUNG	Write-In				
Pine Hill Dist 1	Total	633	40	6.32	32	29	31	32	30					
Pine Hill Dist 2	Total	542	24	4.43	22	22	21	23	23					
Pine Hill Dist 3	Total	618	39	6.31	34	35	35	33	35					
Pine Hill Dist 4	Total	814	42	5.16	37	36	36	37	37					
Pine Hill Dist 5	Total	606	40	6.60	34	32	33	32	36					
Pine Hill Dist 6	Total	529	19	3.59	16	15	15	15	17					
Pine Hill Mail-In Ballot	Total	0	441	0.00	419	418	416	421	418	9				
Pine Hill Provisional	Total	0	23	0.00	20	20	19	18	18					
Pine Hill Emergency Ballots	Total	0	0	0.00										
Pine Hill Borough	Total	3742	668	17.85	614	607	606	611	614	9				
Total - TC-Emergency		3742	0	0.00										
Total - TC-Machine		3742	204	5.45	175	169	171	172	178					
Total - TC-Mail-In Ballot		3742	441	11.79	419	418	416	421	418	9				
Total - TC-Provisional		3742	23	0.61	20	20	19	18	18					
Total - TC-Rejected Ballots		3742	0	0.00										
Contest Total		3742	668	17.85	614	607	606	611	614	9				

**Pine Valley County Committee Man - DEM**

		Registered	Ballots Cast	Turnout (%)	Write-In								
Pine Valley Dist 1	Total	4	0	0.00									
Pine Valley Mail-In Ballot	Total	0	2	0.00									
Pine Valley Provisional	Total	0	0	0.00									
Pine Valley Emergency Ballots	Total	0	0	0.00									
Pine Valley Borough	Total	4	2	50.00									
Total - TC-Emergency		4	0	0.00									
Total - TC-Machine		4	0	0.00									
Total - TC-Mail-In Ballot		4	2	50.00									
Total - TC-Provisional		4	0	0.00									
Total - TC-Rejected Ballots		4	0	0.00									
Contest Total		4	2	50.00									

**Pine Valley County Committee Woman - DEM**

		Registered	Ballots Cast	Turnout (%)	Write-In								
Pine Valley Dist 1	Total	4	0	0.00									
Pine Valley Mail-In Ballot	Total	0	2	0.00									
Pine Valley Provisional	Total	0	0	0.00									
Pine Valley Emergency Ballots	Total	0	0	0.00									
Pine Valley Borough	Total	4	2	50.00									
Total - TC-Emergency		4	0	0.00									
Total - TC-Machine		4	0	0.00									
Total - TC-Mail-In Ballot		4	2	50.00									
Total - TC-Provisional		4	0	0.00									
Total - TC-Rejected Ballots		4	0	0.00									
Contest Total		4	2	50.00									

**Runnemedede Council - DEM**

		Registered	Ballots Cast	Turnout (%)	Eleanor KELLY	Craig LAUBENSTEIN	ED WHITE	Write-In						
Runnemedede Dist 1	Total	374	47	12.57	21	20	27	1						
Runnemedede Dist 2	Total	560	65	11.61	37	37	35							
Runnemedede Dist 3	Total	357	34	9.52	20	22	16	1						
Runnemedede Dist 4	Total	506	79	15.61	37	32	49	3						
Runnemedede Dist 5	Total	714	83	11.62	50	47	41							
Runnemedede Dist 6	Total	561	94	16.76	39	37	60	4						
Runnemedede Mail-In Ballot	Total	0	496	0.00	398	369	139	6						
Runnemedede Provisional	Total	0	39	0.00	18	14	24							
Runnemedede Emergency Ballots	Total	0	0	0.00										
Runnemedede Borough	Total	3072	937	30.50	620	578	391	15						
Total - TC-Emergency		3072	0	0.00										
Total - TC-Machine		3072	402	13.09	204	195	228	9						
Total - TC-Mail-In Ballot		3072	496	16.15	398	369	139	6						
Total - TC-Provisional		3072	39	1.27	18	14	24							
Total - TC-Rejected Ballots		3072	0	0.00										
Contest Total		3072	937	30.50	620	578	391	15						



**Runnemede County Committee Man - DEM**

		Registered	Ballots Cast	Turnout (%)	Joseph AUPPERLE	George BUTRICA	Bernard MOORE	Lawrence STONE	Daniel WHITE	Write-In			
Runnemede Dist 1	Total	374	47	12.57	31	30	31	30	29				
Runnemede Dist 2	Total	560	65	11.61	53	51	49	48	47	5			
Runnemede Dist 3	Total	357	34	9.52	23	24	26	24	26				
Runnemede Dist 4	Total	506	79	15.61	48	44	49	44	46	5			
Runnemede Dist 5	Total	714	83	11.62	54	58	61	55	54				
Runnemede Dist 6	Total	561	94	16.76	56	56	58	58	58				
Runnemede Mail-In Ballot	Total	0	496	0.00	438	431	431	424	429	1			
Runnemede Provisional	Total	0	39	0.00	23	23	24	25	22				
Runnemede Emergency Ballots	Total	0	0	0.00									
Runnemede Borough	Total	3072	937	30.50	726	717	729	708	711	11			
Total - TC-Emergency		3072	0	0.00									
Total - TC-Machine		3072	402	13.09	265	263	274	259	260	10			
Total - TC-Mail-In Ballot		3072	496	16.15	438	431	431	424	429	1			
Total - TC-Provisional		3072	39	1.27	23	23	24	25	22				
Total - TC-Rejected Ballots		3072	0	0.00									
Contest Total		3072	937	30.50	726	717	729	708	711	11			

**Runnemede County Committee Woman - DEM**

		Registered	Ballots Cast	Turnout (%)	Virginia BETTERIDGE	Gladys BRITTON	Mary DODDS	Donna STARTS	Margaret ZAPPALA	Write-In				
Runnemede Dist 1	Total	374	47	12.57	32	29	27	29	29					
Runnemede Dist 2	Total	560	65	11.61	49	50	51	52	49	1				
Runnemede Dist 3	Total	357	34	9.52	25	24	23	26	22	1				
Runnemede Dist 4	Total	506	79	15.61	47	46	46	49	44	5				
Runnemede Dist 5	Total	714	83	11.62	56	57	54	54	52					
Runnemede Dist 6	Total	561	94	16.76	61	55	55	56	56					
Runnemede Mail-In Ballot	Total	0	496	0.00	431	432	436	435	431	4				
Runnemede Provisional	Total	0	39	0.00	23	23	23	23	24					
Runnemede Emergency Ballots	Total	0	0	0.00										
<b>Runnemede Borough</b>	<b>Total</b>	<b>3072</b>	<b>937</b>	<b>30.50</b>	<b>724</b>	<b>716</b>	<b>715</b>	<b>724</b>	<b>707</b>	<b>11</b>				
Total - TC-Emergency		3072	0	0.00										
Total - TC-Machine		3072	402	13.09	270	261	256	266	252	7				
Total - TC-Mail-In Ballot		3072	496	16.15	431	432	436	435	431	4				
Total - TC-Provisional		3072	39	1.27	23	23	23	23	24					
Total - TC-Rejected Ballots		3072	0	0.00										
<b>Contest Total</b>		<b>3072</b>	<b>937</b>	<b>30.50</b>	<b>724</b>	<b>716</b>	<b>715</b>	<b>724</b>	<b>707</b>	<b>11</b>				

**Somerdale Council - DEM**

		Registered	Ballots Cast	Turnout (%)	George C. EHRMANN	George W. BADEY, JR.	Write-In						
Somerdale Dist 1	Total	804	62	7.71	51	50							
Somerdale Dist 2	Total	434	34	7.83	30	29	1						
Somerdale Dist 3	Total	485	55	11.34	50	50							
Somerdale Dist 4	Total	488	42	8.61	37	36	1						
Somerdale Mail-In Ballot	Total	0	280	0.00	254	259							
Somerdale Provisional	Total	0	27	0.00	25	25							
Somerdale Emergency Ballots	Total	0	0	0.00									
Somerdale Borough	Total	2211	500	22.61	447	449	2						
Total - TC-Emergency		2211	0	0.00									
Total - TC-Machine		2211	193	8.73	168	165	2						
Total - TC-Mail-In Ballot		2211	280	12.66	254	259							
Total - TC-Provisional		2211	27	1.22	25	25							
Total - TC-Rejected Ballots		2211	0	0.00									
Contest Total		2211	500	22.61	447	449	2						

**Somerdale County Committee Man - DEM**

		Registered	Ballots Cast	Turnout (%)	Christian ANNESE	George C. EHRMANN	Charles W. POPE	Write-In						
Somerdale Dist 1	Total	804	62	7.71	48	51	49							
Somerdale Dist 2	Total	434	34	7.83	29	29	30							
Somerdale Dist 3	Total	485	55	11.34	53	48	48							
Somerdale Dist 4	Total	488	42	8.61	35	36	35							
Somerdale Mail-In Ballot	Total	0	280	0.00	256	251	256	2						
Somerdale Provisional	Total	0	27	0.00	25	25	26							
Somerdale Emergency Ballots	Total	0	0	0.00										
Somerdale Borough	Total	2211	500	22.61	446	440	444	2						
Total - TC-Emergency		2211	0	0.00										
Total - TC-Machine		2211	193	8.73	165	164	162							
Total - TC-Mail-In Ballot		2211	280	12.66	256	251	256	2						
Total - TC-Provisional		2211	27	1.22	25	25	26							
Total - TC-Rejected Ballots		2211	0	0.00										
Contest Total		2211	500	22.61	446	440	444	2						

**Somerdale County Committee Woman - DEM**

		Registered	Ballots Cast	Turnout (%)	Nancy J. PERRY	Catherine BROOKS	Karen L. ALEXANDER	Write-In						
Somerdale Dist 1	Total	804	62	7.71	52	50	48							
Somerdale Dist 2	Total	434	34	7.83	31	30	30							
Somerdale Dist 3	Total	485	55	11.34	50	49	50							
Somerdale Dist 4	Total	488	42	8.61	37	34	36							
Somerdale Mail-In Ballot	Total	0	280	0.00	257	255	255	1						
Somerdale Provisional	Total	0	27	0.00	26	26	25							
Somerdale Emergency Ballots	Total	0	0	0.00										
Somerdale Borough	Total	2211	500	22.61	453	444	444	1						
Total - TC-Emergency		2211	0	0.00										
Total - TC-Machine		2211	193	8.73	170	163	164							
Total - TC-Mail-In Ballot		2211	280	12.66	257	255	255	1						
Total - TC-Provisional		2211	27	1.22	26	26	25							
Total - TC-Rejected Ballots		2211	0	0.00										
Contest Total		2211	500	22.61	453	444	444	1						

**Stratford Council - DEM**

		Registered	Ballots Cast	Turnout (%)	Stephen GANDY	James KELLY	Write-In							
Stratford Dist 1	Total	231	24	10.39	20	18								
Stratford Dist 2	Total	388	15	3.87	10	11								
Stratford Dist 3	Total	422	30	7.11	27	27								
Stratford Dist 4	Total	455	19	4.18	18	18								
Stratford Dist 5	Total	377	11	2.92	8	8								
Stratford Dist 6	Total	381	33	8.66	29	31								
Stratford Mail-In Ballot	Total	0	346	0.00	319	316								
Stratford Provisional	Total	0	10	0.00	9	9								
Stratford Emergency Ballots	Total	0	0	0.00										
Stratford Borough	Total	2254	488	21.65	440	438								
Total - TC-Emergency		2254	0	0.00										
Total - TC-Machine		2254	132	5.86	112	113								
Total - TC-Mail-In Ballot		2254	346	15.35	319	316								
Total - TC-Provisional		2254	10	0.44	9	9								
Total - TC-Rejected Ballots		2254	0	0.00										
Contest Total		2254	488	21.65	440	438								

**Stratford County Committee Man - DEM**

		Registered	Ballots Cast	Turnout (%)	Bob BOVE	Anthony BOVE	John D. KEENAN, JR.	Write-In						
Stratford Dist 1	Total	231	24	10.39	19	19	17							
Stratford Dist 2	Total	388	15	3.87	12	12	11							
Stratford Dist 3	Total	422	30	7.11	24	25	26							
Stratford Dist 4	Total	455	19	4.18	18	16	13							
Stratford Dist 5	Total	377	11	2.92	10	9	9	1						
Stratford Dist 6	Total	381	33	8.66	31	30	26	2						
Stratford Mail-In Ballot	Total	0	346	0.00	315	314	289	8						
Stratford Provisional	Total	0	10	0.00	9	9	9							
Stratford Emergency Ballots	Total	0	0	0.00										
Stratford Borough	Total	2254	488	21.65	438	434	400	11						
Total - TC-Emergency		2254	0	0.00										
Total - TC-Machine		2254	132	5.86	114	111	102	3						
Total - TC-Mail-In Ballot		2254	346	15.35	315	314	289	8						
Total - TC-Provisional		2254	10	0.44	9	9	9							
Total - TC-Rejected Ballots		2254	0	0.00										
Contest Total		2254	488	21.65	438	434	400	11						

**Stratford County Committee Woman - DEM**

		Registered	Ballots Cast	Turnout (%)	Terry ARMBRUSTER	Linda HALL	Tina LOMANNNO	Write-In						
Stratford Dist 1	Total	231	24	10.39	21	21	21							
Stratford Dist 2	Total	388	15	3.87	11	13	13							
Stratford Dist 3	Total	422	30	7.11	27	27	28							
Stratford Dist 4	Total	455	19	4.18	18	17	17							
Stratford Dist 5	Total	377	11	2.92	10	6	8							
Stratford Dist 6	Total	381	33	8.66	30	28	28							
Stratford Mail-In Ballot	Total	0	346	0.00	314	311	308	2						
Stratford Provisional	Total	0	10	0.00	9	9	9							
Stratford Emergency Ballots	Total	0	0	0.00										
Stratford Borough	Total	2254	488	21.65	440	432	432	2						
Total - TC-Emergency		2254	0	0.00										
Total - TC-Machine		2254	132	5.86	117	112	115							
Total - TC-Mail-In Ballot		2254	346	15.35	314	311	308	2						
Total - TC-Provisional		2254	10	0.44	9	9	9							
Total - TC-Rejected Ballots		2254	0	0.00										
Contest Total		2254	488	21.65	440	432	432	2						



**Tavistock County Committee Man - DEM**

		Registered	Ballots Cast	Turnout (%)	Write-In								
Tavistock Dist 1	Total	3	0	0.00									
Tavistock Mail-In Ballot	Total	0	2	0.00									
Tavistock Provisional	Total	0	0	0.00									
Tavistock Emergency Ballots	Total	0	0	0.00									
Tavistock Borough	Total	3	2	66.67									
Total - TC-Emergency		3	0	0.00									
Total - TC-Machine		3	0	0.00									
Total - TC-Mail-In Ballot		3	2	66.67									
Total - TC-Provisional		3	0	0.00									
Total - TC-Rejected Ballots		3	0	0.00									
Contest Total		3	2	66.67									

**Tavistock County Committee Woman - DEM**

		Registered	Ballots Cast	Turnout (%)	Write-In								
Tavistock Dist 1	Total	3	0	0.00									
Tavistock Mail-In Ballot	Total	0	2	0.00									
Tavistock Provisional	Total	0	0	0.00									
Tavistock Emergency Ballots	Total	0	0	0.00									
Tavistock Borough	Total	3	2	66.67									
Total - TC-Emergency		3	0	0.00									
Total - TC-Machine		3	0	0.00									
Total - TC-Mail-In Ballot		3	2	66.67									
Total - TC-Provisional		3	0	0.00									
Total - TC-Rejected Ballots		3	0	0.00									
Contest Total		3	2	66.67									

**Voorhees Twp. Committee - DEM**

		Registered	Ballots Cast	Turnout (%)	Michelle NOCITO	Jason RAVITZ	Write-In							
Voorhees Dist 1	Total	769	43	5.59	37	34								
Voorhees Dist 2	Total	640	41	6.41	35	34								
Voorhees Dist 3	Total	570	16	2.81	15	15								
Voorhees Dist 4	Total	684	35	5.12	30	27								
Voorhees Dist 5	Total	706	51	7.22	48	47								
Voorhees Dist 6	Total	508	12	2.36	12	11								
Voorhees Dist 7	Total	335	12	3.58	12	11								
Voorhees Dist 8	Total	848	32	3.77	32	30								
Voorhees Dist 9	Total	619	19	3.07	19	19								
Voorhees Dist 10	Total	504	27	5.36	22	24								
Voorhees Dist 11	Total	432	13	3.01	12	12								
Voorhees Dist 12	Total	460	23	5.00	19	19								
Voorhees Dist 13	Total	691	23	3.33	20	21								
Voorhees Dist 14	Total	462	17	3.68	16	16								
Voorhees Dist 15	Total	531	22	4.14	22	22								
Voorhees Dist 16	Total	343	10	2.92	6	6	1							
Voorhees Dist 17	Total	391	17	4.35	16	13								
Voorhees Dist 18	Total	523	22	4.21	18	17								
Voorhees Dist 19	Total	518	15	2.90	12	11								
Voorhees Mail-In Ballot	Total	0	1729	0.00	1619	1573	13							
Voorhees Provisional	Total	0	83	0.00	77	75								
Voorhees Emergency Ballots	Total	0	0	0.00										
<b>Voorhees Twp</b>	<b>Total</b>	<b>10534</b>	<b>2262</b>	<b>21.47</b>	<b>2099</b>	<b>2037</b>	<b>14</b>							
Total - TC-Emergency		10534	0	0.00										
Total - TC-Machine		10534	450	4.27	403	389	1							
Total - TC-Mail-In Ballot		10534	1729	16.41	1619	1573	13							
Total - TC-Provisional		10534	83	0.79	77	75								
Total - TC-Rejected Ballots		10534	0	0.00										
<b>Contest Total</b>		<b>10534</b>	<b>2262</b>	<b>21.47</b>	<b>2099</b>	<b>2037</b>	<b>14</b>							

**Voorhees County Committee - DEM**

		Registered	Ballots Cast	Turnout (%)	CAM CO DEM COM								
Voorhees Dist 1	Total	769	43	5.59	35								
Voorhees Dist 2	Total	640	41	6.41	35								
Voorhees Dist 3	Total	570	16	2.81	15								
Voorhees Dist 4	Total	684	35	5.12	30								
Voorhees Dist 5	Total	706	51	7.22	48								
Voorhees Dist 6	Total	508	12	2.36	12								
Voorhees Dist 7	Total	335	12	3.58	11								
Voorhees Dist 8	Total	848	32	3.77	31								
Voorhees Dist 9	Total	619	19	3.07	17								
Voorhees Dist 10	Total	504	27	5.36	24								
Voorhees Dist 11	Total	432	13	3.01	11								
Voorhees Dist 12	Total	460	23	5.00	17								
Voorhees Dist 13	Total	691	23	3.33	20								
Voorhees Dist 14	Total	462	17	3.68	16								
Voorhees Dist 15	Total	531	22	4.14	21								
Voorhees Dist 16	Total	343	10	2.92	7								
Voorhees Dist 17	Total	391	17	4.35	12								
Voorhees Dist 18	Total	523	22	4.21	19								
Voorhees Dist 19	Total	518	15	2.90	10								
Voorhees Mail-In Ballot	Total	0	1729	0.00	1612								
Voorhees Provisional	Total	0	83	0.00	75								
Voorhees Emergency Ballots	Total	0	0	0.00									
Voorhees Twp	Total	10534	2262	21.47	2078								
Total - TC-Emergency		10534	0	0.00									
Total - TC-Machine		10534	450	4.27	391								
Total - TC-Mail-In Ballot		10534	1729	16.41	1612								
Total - TC-Provisional		10534	83	0.79	75								
Total - TC-Rejected Ballots		10534	0	0.00									
Contest Total		10534	2262	21.47	2078								

**Waterford Twp. Committee - DEM**

		Registered	Ballots Cast	Turnout (%)	Write-In								
Waterford Dist 1	Total	396	24	6.06									
Waterford Dist 2	Total	526	41	7.79	1								
Waterford Dist 3	Total	348	17	4.89	1								
Waterford Dist 4	Total	335	15	4.48									
Waterford Dist 5	Total	397	19	4.79	1								
Waterford Dist 6	Total	202	9	4.46	1								
Waterford Dist 7	Total	383	21	5.48									
Waterford Dist 8	Total	233	11	4.72									
Waterford Mail-In Ballot	Total	0	398	0.00									
Waterford Provisional	Total	0	20	0.00									
Waterford Emergency Ballots	Total	0	0	0.00									
Waterford Twp	Total	2820	575	20.39	4								
Total - TC-Emergency		2820	0	0.00									
Total - TC-Machine		2820	157	5.57	4								
Total - TC-Mail-In Ballot		2820	398	14.11									
Total - TC-Provisional		2820	20	0.71									
Total - TC-Rejected Ballots		2820	0	0.00									
Contest Total		2820	575	20.39	4								

**Waterford County Committee Man - DEM**

		Registered	Ballots Cast	Turnout (%)	Richard T. YEATMAN	Howard S. WILSON	Brian KRAUS	Michael J. WARD	Write-In					
Waterford Dist 1	Total	396	24	6.06	19	17	16	17						
Waterford Dist 2	Total	526	41	7.79	31	34	33	33	1					
Waterford Dist 3	Total	348	17	4.89	15	14	15	15						
Waterford Dist 4	Total	335	15	4.48	9	9	11	10						
Waterford Dist 5	Total	397	19	4.79	17	17	17	17	1					
Waterford Dist 6	Total	202	9	4.46	7	8	7	7						
Waterford Dist 7	Total	383	21	5.48	14	14	13	13						
Waterford Dist 8	Total	233	11	4.72	9	9	9	9						
Waterford Mail-In Ballot	Total	0	397	0.00	363	356	359	353						
Waterford Provisional	Total	0	20	0.00	18	19	19	19						
Waterford Emergency Ballots	Total	0	0	0.00										
Waterford Twp	Total	2820	574	20.35	502	497	499	493	2					
Total - TC-Emergency		2820	0	0.00										
Total - TC-Machine		2820	157	5.57	121	122	121	121	2					
Total - TC-Mail-In Ballot		2820	397	14.08	363	356	359	353						
Total - TC-Provisional		2820	20	0.71	18	19	19	19						
Total - TC-Rejected Ballots		2820	0	0.00										
Contest Total		2820	574	20.35	502	497	499	493	2					

**Waterford County Committee Woman - DEM**

		Registered	Ballots Cast	Turnout (%)	Roseanna ILES	Maryann MERLINO	Linda WILSON	Cynthia E. KLINE	Write-In					
Waterford Dist 1	Total	396	24	6.06	18	19	17	16						
Waterford Dist 2	Total	526	41	7.79	35	32	33	32						
Waterford Dist 3	Total	348	17	4.89	14	15	17	15						
Waterford Dist 4	Total	335	15	4.48	11	9	10	11						
Waterford Dist 5	Total	397	19	4.79	17	18	17	17						
Waterford Dist 6	Total	202	9	4.46	7	8	8	8						
Waterford Dist 7	Total	383	21	5.48	12	16	13	14						
Waterford Dist 8	Total	233	11	4.72	9	9	9	9						
Waterford Mail-In Ballot	Total	0	397	0.00	359	362	361	361						
Waterford Provisional	Total	0	20	0.00	19	18	19	19						
Waterford Emergency Ballots	Total	0	0	0.00										
Waterford Twp	Total	2820	574	20.35	501	506	504	502						
Total - TC-Emergency		2820	0	0.00										
Total - TC-Machine		2820	157	5.57	123	126	124	122						
Total - TC-Mail-In Ballot		2820	397	14.08	359	362	361	361						
Total - TC-Provisional		2820	20	0.71	19	18	19	19						
Total - TC-Rejected Ballots		2820	0	0.00										
Contest Total		2820	574	20.35	501	506	504	502						

**Winslow Twp. Committee Ward 1 - DEM**

		Registered	Ballots Cast	Turnout (%)	Robert STIMELSKI	Write-In								
Winslow W1 D1	Total	405	18	4.44	16									
Winslow W1 D2	Total	439	17	3.87	14									
Winslow W1 D3	Total	301	15	4.98	14									
Winslow W1 D4	Total	630	44	6.98	41									
Winslow W1 D5	Total	520	25	4.81	21									
Winslow W1 D6	Total	427	33	7.73	29									
Winslow Ward 1 Mail-In Ballot	Total	0	411	0.00	383									
Winslow Ward 1 Provisional	Total	0	17	0.00	17									
Winslow W1 Emergency Ballots	Total	0	0	0.00										
Winslow Twp	Total	2722	580	21.31	535									
Total - TC-Emergency		2722	0	0.00										
Total - TC-Machine		2722	152	5.58	135									
Total - TC-Mail-In Ballot		2722	411	15.10	383									
Total - TC-Provisional		2722	17	0.62	17									
Total - TC-Rejected Ballots		2722	0	0.00										
Contest Total		2722	580	21.31	535									



**Winslow Twp. Committee Ward 2 - DEM**

		Registered	Ballots Cast	Turnout (%)	Carlos A. VASCOS	Write-In								
Winslow W2 D1	Total	1053	69	6.55	59									
Winslow W2 D2	Total	487	35	7.19	28									
Winslow W2 D3	Total	802	56	6.98	50									
Winslow W2 D4	Total	615	54	8.78	49	2								
Winslow W2 D5	Total	337	36	10.68	29									
Winslow W2 D6	Total	718	52	7.24	50									
Winslow Ward 2 Mail-In Ballot	Total	0	478	0.00	444	2								
Winslow Ward 2 Provisional	Total	0	19	0.00	17									
Winslow W2 Mail-In Ballot Rejected	Total	0	0	0.00										
Winslow W2 Provisional Rejected	Total	0	0	0.00										
Winslow W2 Emergency Ballots	Total	0	0	0.00										
Winslow Twp	Total	4012	799	19.92	726	4								
Total - TC-Emergency		4012	0	0.00										
Total - TC-Machine		4012	302	7.53	265	2								
Total - TC-Mail-In Ballot		4012	478	11.91	444	2								
Total - TC-Provisional		4012	19	0.47	17									
Total - TC-Rejected Ballots		4012	0	0.00										
Contest Total		4012	799	19.92	726	4								

**Winslow Twp. Committee Ward 3 - DEM**

		Registered	Ballots Cast	Turnout (%)	Raymond WATKINS, JR.	Write-In							
Winslow W3 D1	Total	1038	80	7.71	76								
Winslow W3 D2	Total	1020	65	6.37	59								
Winslow W3 D3	Total	847	45	5.31	42								
Winslow W3 D4	Total	830	53	6.39	46	1							
Winslow W3 D5	Total	967	97	10.03	88								
Winslow Ward 3 Mail-In Ballot	Total	0	542	0.00	511								
Winslow Ward 3 Provisional	Total	0	41	0.00	39								
Winslow W3 Mail-In Ballot Rejected	Total	0	0	0.00									
Winslow W3 Provisional Rejected	Total	0	0	0.00									
Winslow W3 Emergency Ballots	Total	0	0	0.00									
Winslow Twp	Total	4702	923	19.63	861	1							
Total - TC-Emergency		4702	0	0.00									
Total - TC-Machine		4702	340	7.23	311	1							
Total - TC-Mail-In Ballot		4702	542	11.53	511								
Total - TC-Provisional		4702	41	0.87	39								
Total - TC-Rejected Ballots		4702	0	0.00									
Contest Total		4702	923	19.63	861	1							

**Winslow Twp. Committee Ward 4 - DEM**

		Registered	Ballots Cast	Turnout (%)	John WILSON	Write-In								
Winslow W4 D1	Total	399	43	10.78	32									
Winslow W4 D2	Total	1044	76	7.28	69	1								
Winslow W4 D3	Total	1087	83	7.64	78									
Winslow W4 D4	Total	738	60	8.13	54									
Winslow W4 D5	Total	958	67	6.99	61									
Winslow Ward 4 Mail-In Ballot	Total	0	511	0.00	488	2								
Winslow Ward 4 Provisional	Total	0	33	0.00	29									
Winslow W4 Mail-In Ballot Rejected	Total	0	0	0.00										
Winslow W4 Provisional Rejected	Total	0	0	0.00										
Winslow W4 Emergency Ballots	Total	0	0	0.00										
Winslow Twp	Total	4226	873	20.66	811	3								
Total - TC-Emergency		4226	0	0.00										
Total - TC-Machine		4226	329	7.79	294	1								
Total - TC-Mail-In Ballot		4226	511	12.09	488	2								
Total - TC-Provisional		4226	33	0.78	29									
Total - TC-Rejected Ballots		4226	0	0.00										
Contest Total		4226	873	20.66	811	3								

**Winslow County Committee At Large - DEM**

		Registered	Ballots Cast	Turnout (%)	CAM CO DEM COM								
Winslow W1 D1	Total	405	18	4.44	14								
Winslow W1 D2	Total	439	17	3.87	12								
Winslow W1 D3	Total	301	15	4.98	11								
Winslow W1 D4	Total	630	44	6.98	38								
Winslow W1 D5	Total	520	25	4.81	18								
Winslow W1 D6	Total	427	33	7.73	29								
Winslow Ward 1 Mail-In Ballot	Total	0	411	0.00	375								
Winslow Ward 1 Provisional	Total	0	17	0.00	16								
Winslow W1 Emergency Ballots	Total	0	0	0.00									
Winslow W2 D1	Total	1053	69	6.55	61								
Winslow W2 D2	Total	487	35	7.19	24								
Winslow W2 D3	Total	802	56	6.98	48								
Winslow W2 D4	Total	615	54	8.78	47								
Winslow W2 D5	Total	337	36	10.68	27								
Winslow W2 D6	Total	718	52	7.24	47								
Winslow Ward 2 Mail-In Ballot	Total	0	478	0.00	428								
Winslow Ward 2 Provisional	Total	0	19	0.00	18								
Winslow W2 Mail-In Ballot Rejected	Total	0	0	0.00									
Winslow W2 Provisional Rejected	Total	0	0	0.00									
Winslow W2 Emergency Ballots	Total	0	0	0.00									
Winslow W3 D1	Total	1038	80	7.71	70								
Winslow W3 D2	Total	1020	65	6.37	58								
Winslow W3 D3	Total	847	45	5.31	35								
Winslow W3 D4	Total	830	53	6.39	42								
Winslow W3 D5	Total	967	97	10.03	84								
Winslow Ward 3 Mail-In Ballot	Total	0	542	0.00	510								
Winslow Ward 3 Provisional	Total	0	41	0.00	36								
Winslow W3 Mail-In Ballot Rejected	Total	0	0	0.00									
Winslow W3 Provisional Rejected	Total	0	0	0.00									
Winslow W3 Emergency Ballots	Total	0	0	0.00									
Winslow W4 D1	Total	399	43	10.78	32								
Winslow W4 D2	Total	1044	76	7.28	65								
Winslow W4 D3	Total	1087	83	7.64	70								
Winslow W4 D4	Total	738	60	8.13	50								
Winslow W4 D5	Total	958	67	6.99	58								
Winslow Ward 4 Mail-In Ballot	Total	0	511	0.00	465								
Winslow Ward 4 Provisional	Total	0	33	0.00	31								
Winslow W4 Mail-In Ballot Rejected	Total	0	0	0.00									
Winslow W4 Provisional Rejected	Total	0	0	0.00									
Winslow W4 Emergency Ballots	Total	0	0	0.00									
Winslow Twp	Total	15662	3175	20.27	2819								

**Winslow County Committee At Large - DEM**

	Registered	Ballots Cast	Turnout (%)	CAM CO DEM COM									
Total - TC-Emergency	15662	0	0.00										
Total - TC-Machine	15662	1123	7.17	940									
Total - TC-Mail-In Ballot	15662	1942	12.40	1778									
Total - TC-Provisional	15662	110	0.70	101									
Total - TC-Rejected Ballots	15662	0	0.00										
Contest Total	15662	3175	20.27	2819									

**Winslow County Committee Ward 1 - DEM**

		Registered	Ballots Cast	Turnout (%)	CAM CO DEM COM								
Winslow W1 D1	Total	405	18	4.44	14								
Winslow W1 D2	Total	439	17	3.87	12								
Winslow W1 D3	Total	301	15	4.98	12								
Winslow W1 D4	Total	630	44	6.98	37								
Winslow W1 D5	Total	520	25	4.81	18								
Winslow W1 D6	Total	427	33	7.73	30								
Winslow Ward 1 Mail-In Ballot	Total	0	411	0.00	362								
Winslow Ward 1 Provisional	Total	0	17	0.00	14								
Winslow W1 Emergency Ballots	Total	0	0	0.00									
Winslow Twp	Total	2722	580	21.31	499								
Total - TC-Emergency		2722	0	0.00									
Total - TC-Machine		2722	152	5.58	123								
Total - TC-Mail-In Ballot		2722	411	15.10	362								
Total - TC-Provisional		2722	17	0.62	14								
Total - TC-Rejected Ballots		2722	0	0.00									
Contest Total		2722	580	21.31	499								

**Winslow County Committee Ward 2 - DEM**

		Registered	Ballots Cast	Turnout (%)	CAM CO DEM COM								
Winslow W2 D1	Total	1053	69	6.55	62								
Winslow W2 D2	Total	487	35	7.19	26								
Winslow W2 D3	Total	802	56	6.98	46								
Winslow W2 D4	Total	615	54	8.78	46								
Winslow W2 D5	Total	337	36	10.68	29								
Winslow W2 D6	Total	718	52	7.24	50								
Winslow Ward 2 Mail-In Ballot	Total	0	478	0.00	405								
Winslow Ward 2 Provisional	Total	0	19	0.00	18								
Winslow W2 Mail-In Ballot Rejected	Total	0	0	0.00									
Winslow W2 Provisional Rejected	Total	0	0	0.00									
Winslow W2 Emergency Ballots	Total	0	0	0.00									
Winslow Twp	Total	4012	799	19.92	682								
Total - TC-Emergency		4012	0	0.00									
Total - TC-Machine		4012	302	7.53	259								
Total - TC-Mail-In Ballot		4012	478	11.91	405								
Total - TC-Provisional		4012	19	0.47	18								
Total - TC-Rejected Ballots		4012	0	0.00									
Contest Total		4012	799	19.92	682								

**Winslow County Committee Ward 3 - DEM**

		Registered	Ballots Cast	Turnout (%)	CAM CO DEM COM								
Winslow W3 D1	Total	1038	80	7.71	72								
Winslow W3 D2	Total	1020	65	6.37	57								
Winslow W3 D3	Total	847	45	5.31	37								
Winslow W3 D4	Total	830	53	6.39	44								
Winslow W3 D5	Total	967	97	10.03	81								
Winslow Ward 3 Mail-In Ballot	Total	0	542	0.00	484								
Winslow Ward 3 Provisional	Total	0	41	0.00	35								
Winslow W3 Mail-In Ballot Rejected	Total	0	0	0.00									
Winslow W3 Provisional Rejected	Total	0	0	0.00									
Winslow W3 Emergency Ballots	Total	0	0	0.00									
Winslow Twp	Total	4702	923	19.63	810								
Total - TC-Emergency		4702	0	0.00									
Total - TC-Machine		4702	340	7.23	291								
Total - TC-Mail-In Ballot		4702	542	11.53	484								
Total - TC-Provisional		4702	41	0.87	35								
Total - TC-Rejected Ballots		4702	0	0.00									
Contest Total		4702	923	19.63	810								



**Winslow County Committee Ward 4 - DEM**

		Registered	Ballots Cast	Turnout (%)	CAM CO DEM COM								
Winslow W4 D1	Total	399	43	10.78	32								
Winslow W4 D2	Total	1044	76	7.28	63								
Winslow W4 D3	Total	1087	83	7.64	70								
Winslow W4 D4	Total	738	60	8.13	52								
Winslow W4 D5	Total	958	67	6.99	58								
Winslow Ward 4 Mail-In Ballot	Total	0	511	0.00	448								
Winslow Ward 4 Provisional	Total	0	33	0.00	24								
Winslow W4 Mail-In Ballot Rejected	Total	0	0	0.00									
Winslow W4 Provisional Rejected	Total	0	0	0.00									
Winslow W4 Emergency Ballots	Total	0	0	0.00									
Winslow Twp	Total	4226	873	20.66	747								
Total - TC-Emergency		4226	0	0.00									
Total - TC-Machine		4226	329	7.79	275								
Total - TC-Mail-In Ballot		4226	511	12.09	448								
Total - TC-Provisional		4226	33	0.78	24								
Total - TC-Rejected Ballots		4226	0	0.00									
Contest Total		4226	873	20.66	747								

**Woodlynne Council - DEM**

		Registered	Ballots Cast	Turnout (%)	Sharon EARLEY	Wilfredo RODRIGUEZ	Write-In							
Woodlynne Dist 1	Total	552	36	6.52	30	27	2							
Woodlynne Dist 2	Total	434	23	5.30	21	20								
Woodlynne Mail-In Ballot	Total	0	47	0.00	41	43	2							
Woodlynne Provisional	Total	0	4	0.00	3	3								
Woodlynne Emergency Ballots	Total	0	0	0.00										
Woodlynne Borough	Total	986	110	11.16	95	93	4							
Total - TC-Emergency		986	0	0.00										
Total - TC-Machine		986	59	5.98	51	47	2							
Total - TC-Mail-In Ballot		986	47	4.77	41	43	2							
Total - TC-Provisional		986	4	0.41	3	3								
Total - TC-Rejected Ballots		986	0	0.00										
Contest Total		986	110	11.16	95	93	4							

**Woodlynne County Committee Man - DEM**

		Registered	Ballots Cast	Turnout (%)	Ricardo HERNANDEZ, SR.	Alphonso THOMAS	Write-In							
Woodlynne Dist 1	Total	552	36	6.52	27	29	3							
Woodlynne Dist 2	Total	434	23	5.30	20	21								
Woodlynne Mail-In Ballot	Total	0	47	0.00	44	42								
Woodlynne Provisional	Total	0	4	0.00	2	2								
Woodlynne Emergency Ballots	Total	0	0	0.00										
Woodlynne Borough	Total	986	110	11.16	93	94	3							
Total - TC-Emergency		986	0	0.00										
Total - TC-Machine		986	59	5.98	47	50	3							
Total - TC-Mail-In Ballot		986	47	4.77	44	42								
Total - TC-Provisional		986	4	0.41	2	2								
Total - TC-Rejected Ballots		986	0	0.00										
Contest Total		986	110	11.16	93	94	3							

**Woodlynne County Committee Woman - DEM**

		Registered	Ballots Cast	Turnout (%)	Sharon EARLEY	SaraI HERNANDEZ	Write-In						
Woodlynne Dist 1	Total	552	36	6.52	28	28	3						
Woodlynne Dist 2	Total	434	23	5.30	20	20							
Woodlynne Mail-In Ballot	Total	0	47	0.00	41	44	1						
Woodlynne Provisional	Total	0	4	0.00	3	3							
Woodlynne Emergency Ballots	Total	0	0	0.00									
Woodlynne Borough	Total	986	110	11.16	92	95	4						
Total - TC-Emergency		986	0	0.00									
Total - TC-Machine		986	59	5.98	48	48	3						
Total - TC-Mail-In Ballot		986	47	4.77	41	44	1						
Total - TC-Provisional		986	4	0.41	3	3							
Total - TC-Rejected Ballots		986	0	0.00									
Contest Total		986	110	11.16	92	95	4						

**Governor - REP**

		Registered	Ballots Cast	Turnout (%)	Brian D. LEVINE	Philip RIZZO	Jack CIATTARELLI	Hirish V. SINGH	Write-In					
Audubon Boro Dist 1	Total	159	27	16.98	4	9	6	8						
Audubon Boro Dist 2	Total	137	32	23.36	2	11	11	7	1					
Audubon Boro Dist 3	Total	196	30	15.31		6	16	8						
Audubon Boro Dist 4	Total	119	19	15.97		3	8	8						
Audubon Boro Dist 5	Total	202	24	11.88		10	9	5						
Audubon Boro Dist 6	Total	240	35	14.58	2	11	10	12						
Audubon Boro Dist 7	Total	176	30	17.05	1	13	9	7						
Audubon Boro Dist 8	Total	177	20	11.30		10	7	3						
Audubon Boro Mail-In Ballot	Total	0	113	0.00	10	12	51	37						
Audubon Boro Provisional	Total	0	11	0.00	1	5	3	2						
Audubon Boro Emergency Ballots	Total	0	0	0.00										
<b>Audubon Borough</b>	<b>Total</b>	<b>1406</b>	<b>341</b>	<b>24.25</b>	<b>20</b>	<b>90</b>	<b>130</b>	<b>97</b>	<b>1</b>					
Audubon Park Dist 1	Total	136	41	30.15	3	15	11	9						
Audubon Park Mail-In Ballot	Total	0	11	0.00	1	3	3	4						
Audubon Park Provisional	Total	0	4	0.00		1	2							
Audubon Park Emergency Ballots	Total	0	0	0.00										
<b>Audubon Park Borough</b>	<b>Total</b>	<b>136</b>	<b>56</b>	<b>41.18</b>	<b>4</b>	<b>19</b>	<b>16</b>	<b>13</b>						
Barrington Dist 1	Total	267	40	14.98	1	13	19	7						
Barrington Dist 2	Total	215	31	14.42	2	10	15	4						
Barrington Dist 3	Total	227	30	13.22	1	9	15	5						
Barrington Dist 4	Total	258	40	15.50	3	4	23	8	1					
Barrington Dist 5	Total	118	9	7.63		3	3	3						
Barrington Mail-In Ballot	Total	0	116	0.00	6	18	70	17						
Barrington Provisional	Total	0	11	0.00		3	6	1						
Barrington Emergency Ballots	Total	0	0	0.00										
<b>Barrington Borough</b>	<b>Total</b>	<b>1085</b>	<b>277</b>	<b>25.53</b>	<b>13</b>	<b>60</b>	<b>151</b>	<b>45</b>	<b>1</b>					
Bellmawr Dist 1	Total	253	48	18.97	4	10	17	16						
Bellmawr Dist 2	Total	264	31	11.74	3	10	10	7						
Bellmawr Dist 3	Total	232	33	14.22	1	12	14	6						
Bellmawr Dist 4	Total	156	35	22.44	1	12	11	11						
Bellmawr Dist 5	Total	179	24	13.41	2	11	6	5						
Bellmawr Dist 6	Total	205	26	12.68		6	12	7	1					
Bellmawr Dist 7	Total	192	33	17.19		15	7	11						
Bellmawr Mail-In Ballot	Total	0	117	0.00	8	16	58	27	2					
Bellmawr Provisional	Total	0	16	0.00	1	4	6	3						
Bellmawr Emergency Ballots	Total	0	0	0.00										
<b>Bellmawr Borough</b>	<b>Total</b>	<b>1481</b>	<b>363</b>	<b>24.51</b>	<b>20</b>	<b>96</b>	<b>141</b>	<b>93</b>	<b>3</b>					

**Governor - REP**

		Registered	Ballots Cast	Turnout (%)	Brian D. LEVINE	Philip RIZZO	Jack CIATTARELLI	Hirish V. SINGH	Write-In					
Berlin Boro Dist 1	Total	271	44	16.24		17	20	6						
Berlin Boro Dist 2	Total	389	69	17.74		32	23	14						
Berlin Boro Dist 3	Total	372	41	11.02		20	16	5						
Berlin Boro Dist 4	Total	342	62	18.13	1	15	17	29						
Berlin Boro Dist 5	Total	171	28	16.37	1	15	10	2						
Berlin Boro Mail-In Ballot	Total	0	62	0.00	3	7	44	5						
Berlin Boro Provisional	Total	0	11	0.00		2	3	6						
Berlin Boro Emergency Ballots	Total	0	0	0.00										
<b>Berlin Borough</b>	<b>Total</b>	<b>1545</b>	<b>317</b>	<b>20.52</b>	<b>5</b>	<b>108</b>	<b>133</b>	<b>67</b>						
Berlin Twp Dist 1	Total	408	63	15.44	2	19	29	13						
Berlin Twp Dist 2	Total	131	19	14.50		4	8	6						
Berlin Twp Dist 3	Total	145	18	12.41		9	4	5						
Berlin Twp Dist 4	Total	242	36	14.88	2	15	11	8						
Berlin Twp Mail-In Ballot	Total	0	102	0.00	7	14	57	22	2					
Berlin Twp Provisional	Total	0	3	0.00		1	2							
Berlin Twp Emergency Ballots	Total	0	0	0.00										
<b>Berlin Township</b>	<b>Total</b>	<b>926</b>	<b>241</b>	<b>26.03</b>	<b>11</b>	<b>62</b>	<b>111</b>	<b>54</b>	<b>2</b>					
Brooklawn Dist 1	Total	219	45	20.55		14	14	17						
Brooklawn Mail-In Ballot	Total	0	10	0.00	2	2	5							
Brooklawn Provisional	Total	0	1	0.00		1								
Brooklawn Emergency Ballots	Total	0	0	0.00										
<b>Brooklawn Borough</b>	<b>Total</b>	<b>219</b>	<b>56</b>	<b>25.57</b>	<b>2</b>	<b>17</b>	<b>19</b>	<b>17</b>						
Camden City W1 D1	Total	18	2	11.11				1						
Camden City W1 D2	Total	50	5	10.00	2	1	1		1					
Camden City W1 D3	Total	49	2	4.08		2								
Camden City W1 D4	Total	46	3	6.52	1		2							
Camden City W1 D5	Total	83	1	1.20				1						
Camden City W1 D6	Total	65	2	3.08		1	1							
Camden City W1 D7	Total	43	0	0.00										
Camden City W1 D8	Total	32	1	3.13		1								
Camden City W1 D9	Total	56	2	3.57			1	1						
Camden City W1 D10	Total	72	0	0.00										
Camden City Ward 1 Mail-In Ballot	Total	0	16	0.00	5	1	5	2						
Camden City Ward 1 Provisional	Total	0	3	0.00	1	1								
Camden City W1 Emergency Ballots	Total	0	0	0.00										
Camden City W2 D1	Total	20	2	10.00		1	1							
Camden City W2 D2	Total	34	4	11.76	1		3							
Camden City W2 D3	Total	34	0	0.00										
Camden City W2 D4	Total	45	5	11.11			1	3	1					

**Governor - REP**

		Registered	Ballots Cast	Turnout (%)	Brian D. LEVINE	Philip RIZZO	Jack CIATTARELLI	Hirish V. SINGH	Write-In				
Camden City W2 D5	Total	32	1	3.13	1								
Camden City W2 D6	Total	63	3	4.76	1	2							
Camden City W2 D7	Total	36	0	0.00									
Camden City W2 D8	Total	82	1	1.22			1						
Camden City W2 D9	Total	82	3	3.66			1	1					
Camden City W2 D10	Total	35	0	0.00									
Camden City W2 D11	Total	36	0	0.00									
Camden City Ward 2 Mail-In Ballot	Total	0	12	0.00	3		2	3					
Camden City Ward 2 Provisional	Total	0	4	0.00			1	2					
Camden City W2 Emergency Ballots	Total	0	0	0.00									
Camden City W3 D1	Total	56	2	3.57	1	1							
Camden City W3 D2	Total	97	5	5.15	2	2	1						
Camden City W3 D3	Total	48	3	6.25	1		2						
Camden City W3 D4	Total	52	1	1.92	1								
Camden City W3 D5	Total	50	0	0.00									
Camden City W3 D6	Total	42	3	7.14	1	1	1						
Camden City W3 D7	Total	79	0	0.00									
Camden City W3 D8	Total	97	2	2.06	1	1							
Camden City W3 D9	Total	79	0	0.00									
Camden City Ward 3 Mail-In Ballot	Total	0	13	0.00	2	1	4	2	1				
Camden City Ward 3 Provisional	Total	0	2	0.00		1							
Camden City W3 Emergency Ballots	Total	0	0	0.00									
Camden City W4 D1	Total	41	0	0.00									
Camden City W4 D2	Total	49	1	2.04	1								
Camden City W4 D3	Total	67	1	1.49	1								
Camden City W4 D4	Total	58	1	1.72			1						
Camden City W4 D5	Total	54	2	3.70		1	1						
Camden City W4 D6	Total	70	4	5.71	1	2	1						
Camden City W4 D7	Total	58	2	3.45	2								
Camden City W4 D8	Total	77	2	2.60				1					
Camden City W4 D9	Total	54	7	12.96	1	1	2	2					
Camden City W4 D10	Total	72	3	4.17			2	1					
Camden City Ward 4 Mail-In Ballot	Total	0	0	0.00									
Camden City Ward 4 Provisional	Total	0	2	0.00	1								
Camden City W4 Emergency Ballots	Total	0	0	0.00									
Camden City	Total	2213	128	5.78	31	21	35	20	3				
Cherry Hill Dist 1	Total	235	42	17.87	4	13	19	6					
Cherry Hill Dist 2	Total	239	39	16.32	1	13	11	14					
Cherry Hill Dist 3	Total	224	26	11.61		8	5	13					
Cherry Hill Dist 4	Total	271	35	12.92	2	8	19	6					

**Governor - REP**

		Registered	Ballots Cast	Turnout (%)	Brian D. LEVINE	Philip RIZZO	Jack CIATTARELLI	Hirish V. SINGH	Write-In					
Cherry Hill Dist 5	Total	231	27	11.69	2	9	10	6						
Cherry Hill Dist 6	Total	198	27	13.64	2	8	11	5	1					
Cherry Hill Dist 7	Total	203	21	10.34	2	2	14	3						
Cherry Hill Dist 8	Total	163	20	12.27	1	6	6	7						
Cherry Hill Dist 9	Total	404	29	7.18	1	8	15	5						
Cherry Hill Dist 10	Total	183	31	16.94	1	5	13	12						
Cherry Hill Dist 11	Total	270	32	11.85	1	12	12	6						
Cherry Hill Dist 12	Total	283	34	12.01	1	9	18	6						
Cherry Hill Dist 13	Total	313	33	10.54	2	6	18	6	1					
Cherry Hill Dist 14	Total	196	29	14.80		6	16	6	1					
Cherry Hill Dist 15	Total	233	31	13.30		11	6	14						
Cherry Hill Dist 16	Total	138	9	6.52		3	3	3						
Cherry Hill Dist 17	Total	234	22	9.40	1	10	8	3						
Cherry Hill Dist 18	Total	188	20	10.64	1	7	6	6						
Cherry Hill Dist 19	Total	193	23	11.92		2	12	8						
Cherry Hill Dist 20	Total	483	57	11.80		11	32	14						
Cherry Hill Dist 21	Total	259	35	13.51		13	13	9						
Cherry Hill Dist 22	Total	298	20	6.71	1	3	9	7						
Cherry Hill Dist 23	Total	266	30	11.28	1	10	7	10	1					
Cherry Hill Dist 24	Total	251	19	7.57	1	5	11	2						
Cherry Hill Dist 25	Total	221	27	12.22		7	18	2						
Cherry Hill Dist 26	Total	310	29	9.35	1	6	12	10						
Cherry Hill Dist 27	Total	205	22	10.73		6	14	2						
Cherry Hill Dist 28	Total	199	20	10.05		4	13	2						
Cherry Hill Dist 29	Total	271	29	10.70	1	9	12	7						
Cherry Hill Dist 30	Total	97	9	9.28			7	2						
Cherry Hill Dist 31	Total	291	24	8.25	1	8	10	5						
Cherry Hill Dist 32	Total	108	10	9.26	3	1	4	2						
Cherry Hill Dist 33	Total	276	30	10.87	1	7	13	7	2					
Cherry Hill Dist 34	Total	257	24	9.34		10	10	4						
Cherry Hill Dist 35	Total	343	35	10.20	1	5	24	5						
Cherry Hill Dist 36	Total	244	12	4.92		4	6	1	1					
Cherry Hill Dist 37	Total	187	20	10.70			9	11						
Cherry Hill Dist 38	Total	122	6	4.92		1	5							
Cherry Hill Dist 39	Total	206	25	12.14		6	16	3						
Cherry Hill Dist 40	Total	171	14	8.19		3	8	2	1					
Cherry Hill Dist 41	Total	193	14	7.25		1	9	3						
Cherry Hill Dist 42	Total	179	31	17.32	1	6	19	5						
Cherry Hill Dist 43	Total	200	18	9.00		5	9	4						
Cherry Hill Dist 44	Total	241	19	7.88	1		12	5	1					
Cherry Hill Dist 45	Total	365	41	11.23	1	8	19	11						
Cherry Hill Dist 46	Total	254	21	8.27	4	3	12	2						
Cherry Hill Dist 47	Total	192	19	9.90	1	7	11							
Cherry Hill Dist 48	Total	86	6	6.98		2	3		1					
Cherry Hill Mail-In Ballot	Total	0	1337	0.00	122	141	711	310	8					
Cherry Hill Provisional	Total	0	99	0.00	3	23	50	20	1					
Cherry Hill Emergency Ballots	Total	0	0	0.00										
Cherry Hill Twp	Total	11174	2632	23.55	166	461	1330	602	19					



**Governor - REP**

		Registered	Ballots Cast	Turnout (%)	Brian D. LEVINE	Philip RIZZO	Jack CIATTARELLI	Hirish V. SINGH	Write-In				
Chesilhurst Dist 1	Total	180	28	15.56	1	11	6	10					
Chesilhurst Mail-In Ballot	Total	0	23	0.00	2	1	12	8					
Chesilhurst Provisional	Total	0	0	0.00									
Chesilhurst Emergency Ballots	Total	0	0	0.00									
<b>Chesilhurst Borough</b>	<b>Total</b>	<b>180</b>	<b>51</b>	<b>28.33</b>	<b>3</b>	<b>12</b>	<b>18</b>	<b>18</b>					
Clementon Dist 1	Total	180	29	16.11	4	10	11	4					
Clementon Dist 2	Total	204	33	16.18	1	10	11	10					
Clementon Dist 3	Total	235	41	17.45	4	14	4	18					
Clementon Mail-In Ballot	Total	0	64	0.00	6	2	27	21	4				
Clementon Provisional	Total	0	4	0.00		2	1	1					
Clementon Emergency Ballots	Total	0	0	0.00									
<b>Clementon Borough</b>	<b>Total</b>	<b>619</b>	<b>171</b>	<b>27.63</b>	<b>15</b>	<b>38</b>	<b>54</b>	<b>54</b>	<b>4</b>				
Collingswood Dist 1	Total	109	16	14.68	1	2	13						
Collingswood Dist 2	Total	146	16	10.96	1	4	9	2					
Collingswood Dist 3	Total	98	10	10.20		4	3	2					
Collingswood Dist 4	Total	153	22	14.38	4	9	5	3	1				
Collingswood Dist 5	Total	94	8	8.51	1	1	5	1					
Collingswood Dist 6	Total	117	16	13.68		4	8	4					
Collingswood Dist 7	Total	162	25	15.43	7	4	12	2					
Collingswood Dist 8	Total	125	14	11.20		4	5	5					
Collingswood Dist 9	Total	184	25	13.59		9	11	5					
Collingswood Dist 10	Total	131	20	15.27	1	5	11	3					
Collingswood Dist 11	Total	130	19	14.62		2	11	5	1				
Collingswood Dist 12	Total	84	17	20.24		5	9	3					
Collingswood Mail-In Ballot	Total	0	115	0.00	9	12	63	25	3				
Collingswood Provisional	Total	0	12	0.00	2	3	4	3					
Collingswood Emergency Ballots	Total	0	0	0.00									
<b>Collingswood Borough</b>	<b>Total</b>	<b>1533</b>	<b>335</b>	<b>21.85</b>	<b>26</b>	<b>68</b>	<b>169</b>	<b>63</b>	<b>5</b>				
Gibbsboro Dist 1	Total	231	36	15.58	1	13	11	9	1				
Gibbsboro Dist 2	Total	199	25	12.56	4	8	10	3					
Gibbsboro Mail-In Ballot	Total	0	34	0.00	1	5	13	10	1				
Gibbsboro Provisional	Total	0	6	0.00			2	4					
Gibbsboro Emergency Ballots	Total	0	0	0.00									
<b>Gibbsboro Borough</b>	<b>Total</b>	<b>430</b>	<b>101</b>	<b>23.49</b>	<b>6</b>	<b>26</b>	<b>36</b>	<b>26</b>	<b>2</b>				
Gloucester City W1 D1	Total	126	8	6.35		1	3	4					
Gloucester City W1 D2	Total	107	11	10.28		3	4	4					

**Governor - REP**

		Registered	Ballots Cast	Turnout (%)	Brian D. LEVINE	Philip RIZZO	Jack CIATTARELLI	Hirish V. SINGH	Write-In					
Gloucester City W1 D3	Total	141	18	12.77	2	6	7	3						
Gloucester City Ward 1 Mail-In Ballot	Total	0	28	0.00	5	3	11	7	1					
Gloucester City Ward 1 Provisional	Total	0	1	0.00		1								
Gloucester City W1 Emergency Ballots	Total	0	0	0.00										
Gloucester City W2 D1	Total	102	18	17.65	1	8	9							
Gloucester City W2 D2	Total	161	21	13.04	1	6	13	1						
Gloucester City W2 D3	Total	157	9	5.73		3	1	5						
Gloucester City Ward 2 Mail-In Ballot	Total	0	28	0.00	6	7	3	11	1					
Gloucester City Ward 2 Provisional	Total	0	5	0.00		3	2							
Gloucester City W2 Emergency Ballots	Total	0	0	0.00										
Gloucester City W3 D1	Total	169	25	14.79	3	11	4	7						
Gloucester City W3 D2	Total	212	27	12.74		9	10	8						
Gloucester City Ward 3 Mail-In Ballot	Total	0	32	0.00	4	5	9	14						
Gloucester City Ward 3 Provisional	Total	0	4	0.00		4								
Gloucester City W3 Emergency Ballots	Total	0	0	0.00										
Gloucester City	Total	1175	235	20.00	22	70	76	64	2					
Gloucester Twp Dist 1	Total	196	39	19.90		11	17	11						
Gloucester Twp Dist 2	Total	159	31	19.50	1	8	13	9						
Gloucester Twp Dist 3	Total	224	33	14.73		9	16	8						
Gloucester Twp Dist 4	Total	276	46	16.67	2	14	13	17						
Gloucester Twp Dist 5	Total	261	18	6.90	5	4	3	2	1					
Gloucester Twp Dist 6	Total	329	53	16.11	1	24	14	13						
Gloucester Twp Dist 7	Total	273	37	13.55	1	13	15	6	1					
Gloucester Twp Dist 8	Total	182	21	11.54		4	8	9						
Gloucester Twp Dist 9	Total	318	42	13.21	3	9	23	7						
Gloucester Twp Dist 10	Total	232	27	11.64		4	14	9						
Gloucester Twp Dist 11	Total	265	41	15.47		9	26	5						
Gloucester Twp Dist 12	Total	305	40	13.11	1	5	23	10	1					
Gloucester Twp Dist 13	Total	268	29	10.82	2	12	13	2						
Gloucester Twp Dist 14	Total	148	19	12.84	1	5	10	3						
Gloucester Twp Dist 15	Total	328	58	17.68	1	16	26	14						
Gloucester Twp Dist 16	Total	324	49	15.12	2	15	22	10						
Gloucester Twp Dist 17	Total	319	27	8.46	1	10	9	7						
Gloucester Twp Dist 18	Total	258	30	11.63		9	12	9						
Gloucester Twp Dist 19	Total	291	28	9.62		8	13	7						
Gloucester Twp Dist 20	Total	249	25	10.04	1	6	9	9						
Gloucester Twp Dist 21	Total	172	23	13.37		8	9	6						
Gloucester Twp Dist 22	Total	196	28	14.29	3	9	14	2						
Gloucester Twp Dist 23	Total	153	14	9.15	1	3	3	7						
Gloucester Twp Dist 24	Total	325	53	16.31	3	13	24	12						

**Governor - REP**

		Registered	Ballots Cast	Turnout (%)	Brian D. LEVINE	Phillip RIZZO	Jack CIATTARELLI	Hirish V. SINGH	Write-In					
Gloucester Twp Dist 25	Total	276	45	16.30	1	18	16	10						
Gloucester Twp Dist 26	Total	210	31	14.76		10	10	11						
Gloucester Twp Dist 27	Total	250	39	15.60		7	25	7						
Gloucester Twp Dist 28	Total	166	32	19.28		9	15	5						
Gloucester Twp Dist 29	Total	305	36	11.80	1	9	15	11						
Gloucester Twp Dist 30	Total	323	59	18.27	1	14	15	29						
Gloucester Twp Dist 31	Total	193	32	16.58		17	3	12						
Gloucester Twp Dist 32	Total	281	41	14.59	1	14	16	10						
Gloucester Twp Dist 33	Total	180	16	8.89		7	7	2						
Gloucester Twp Dist 34	Total	188	19	10.11	1	7	4	7						
Gloucester Twp Dist 35	Total	267	30	11.24	3	18	6	3						
Gloucester Twp Dist 36	Total	189	20	10.58		10	5	5						
Gloucester Twp Dist 37	Total	45	5	11.11		1	3	1						
Gloucester Twp Dist 38	Total	119	17	14.29		5	4	6						
Gloucester Twp Dist 39	Total	125	16	12.80	1	6	3	6						
Gloucester Twp Dist 40	Total	240	34	14.17	2	12	12	8						
Gloucester Twp Mail-In Ballot	Total	0	1011	0.00	52	128	542	251	3					
Gloucester Twp Provisional	Total	0	76	0.00	4	21	29	20	1					
Gloucester Twp Emergency Ballots	Total	0	0	0.00										
<b>Gloucester Twp</b>	<b>Total</b>	<b>9408</b>	<b>2370</b>	<b>25.19</b>	<b>96</b>	<b>541</b>	<b>1079</b>	<b>598</b>	<b>7</b>					
Haddon Twp Dist 1	Total	214	25	11.68	3	9	7	6						
Haddon Twp Dist 2	Total	127	12	9.45		5	4	2						
Haddon Twp Dist 3	Total	271	46	16.97	1	11	29	5						
Haddon Twp Dist 4	Total	131	22	16.79		9	12	1						
Haddon Twp Dist 5	Total	90	15	16.67		11	2	2						
Haddon Twp Dist 6	Total	165	29	17.58		4	13	12						
Haddon Twp Dist 7	Total	141	23	16.31	2	3	16	2						
Haddon Twp Dist 8	Total	147	20	13.61		7	7	6						
Haddon Twp Dist 9	Total	94	12	12.77	1	5	5	1						
Haddon Twp Dist 10	Total	148	18	12.16	1	5	10	2						
Haddon Twp Dist 11	Total	201	25	12.44		18	2	5						
Haddon Twp Dist 12	Total	311	34	10.93	2	6	21	4						
Haddon Twp Dist 13	Total	147	19	12.93		4	13	2						
Haddon Twp Dist 14	Total	151	23	15.23	3	10	5	3	2					
Haddon Twp Dist 15	Total	149	23	15.44		8	12	3						
Haddon Twp Mail-In Ballot	Total	0	252	0.00	17	36	138	50	3					
Haddon Twp Provisional	Total	0	25	0.00	2	11	6	5						
Haddon Twp Emergency Ballots	Total	0	0	0.00										
<b>Haddon Twp</b>	<b>Total</b>	<b>2487</b>	<b>623</b>	<b>25.05</b>	<b>32</b>	<b>162</b>	<b>302</b>	<b>111</b>	<b>5</b>					
Haddonfield Dist 1	Total	286	25	8.74	1	6	14	4						
Haddonfield Dist 2	Total	309	41	13.27		10	21	10						
Haddonfield Dist 3	Total	189	31	16.40		12	12	7						

**Governor - REP**

		Registered	Ballots Cast	Turnout (%)	Brian D. LEVINE	Philip RIZZO	Jack CIATTARELLI	Hirish V. SINGH	Write-In					
Haddonfield Dist 4	Total	254	29	11.42	2	2	15	10						
Haddonfield Dist 5	Total	222	16	7.21		2	11	3						
Haddonfield Dist 6	Total	241	38	15.77		9	20	8						
Haddonfield Dist 7	Total	190	19	10.00	1	5	10	3						
Haddonfield Dist 8	Total	218	13	5.96		4	9							
Haddonfield Dist 9	Total	257	25	9.73	2	2	15	4	1					
Haddonfield Dist 10	Total	201	16	7.96		3	10	3						
Haddonfield Mail-In Ballot	Total	0	294	0.00	19	24	172	64	4					
Haddonfield Provisional	Total	0	28	0.00	1	9	17	1						
Haddonfield Emergency Ballots	Total	0	0	0.00										
<b>Haddonfield Borough</b>	<b>Total</b>	<b>2367</b>	<b>575</b>	<b>24.29</b>	<b>26</b>	<b>88</b>	<b>326</b>	<b>117</b>	<b>5</b>					
Haddon Heights Dist 1	Total	186	33	17.74		7	14	11	1					
Haddon Heights Dist 2	Total	118	17	14.41	1	3	8	5						
Haddon Heights Dist 3	Total	260	32	12.31	2	14	12	4						
Haddon Heights Dist 4	Total	167	28	16.77	1	6	13	8						
Haddon Heights Dist 5	Total	203	31	15.27	1	10	18	1						
Haddon Heights Dist 6	Total	251	40	15.94		13	18	9						
Haddon Heights Dist 7	Total	244	34	13.93		7	20	7						
Haddon Heights Mail-In Ballot	Total	0	159	0.00	4	16	102	29						
Haddon Heights Provisional	Total	0	9	0.00		3	5	1						
Haddon Heights Emergency Ballots	Total	0	0	0.00										
<b>Haddon Heights Borough</b>	<b>Total</b>	<b>1429</b>	<b>383</b>	<b>26.80</b>	<b>9</b>	<b>79</b>	<b>210</b>	<b>75</b>	<b>1</b>					
Hi-Nella Dist 1	Total	93	12	12.90		4	7	1						
Hi Nella Mail-In Ballot	Total	0	6	0.00			5	1						
Hi Nella Provisional	Total	0	0	0.00										
Hi Nella Emergency Ballots	Total	0	0	0.00										
<b>Hi-Nella Borough</b>	<b>Total</b>	<b>93</b>	<b>18</b>	<b>19.35</b>		<b>4</b>	<b>12</b>	<b>2</b>						
Laurel Springs Dist 1	Total	158	21	13.29		12	6	3						
Laurel Springs Dist 2	Total	196	25	12.76	3	2	13	7						
Laurel Springs Mail-In Ballot	Total	0	35	0.00	3	1	23	7						
Laurel Springs Provisional	Total	0	0	0.00										
Laurel Springs Emergency Ballots	Total	0	0	0.00										
<b>Laurel Springs Borough</b>	<b>Total</b>	<b>354</b>	<b>81</b>	<b>22.88</b>	<b>6</b>	<b>15</b>	<b>42</b>	<b>17</b>						
Lawnside Dist 1	Total	43	4	9.30		1	3							
Lawnside Dist 2	Total	48	2	4.17		1		1						
Lawnside Mail-In Ballot	Total	0	10	0.00	2		5	1						
Lawnside Provisional	Total	0	0	0.00										

**Governor - REP**

		Registered	Ballots Cast	Turnout (%)	Brian D. LEVINE	Phillip RIZZO	Jack CIATTARELLI	Hirish V. SINGH	Write-In					
Lawnside Emergency Ballots	Total	0	0	0.00										
Lawnside Borough	Total	91	16	17.58	2	2	8	2						
Lindenwold Dist 1	Total	203	25	12.32	1	10	7	7						
Lindenwold Dist 2	Total	190	26	13.68	3	8	7	7						
Lindenwold Dist 3	Total	117	28	23.93	1	12	8	6						
Lindenwold Dist 4	Total	188	24	12.77		7	7	10						
Lindenwold Dist 5	Total	80	4	5.00	1	2		1						
Lindenwold Dist 6	Total	116	9	7.76		2	6	1						
Lindenwold Dist 7	Total	71	0	0.00										
Lindenwold Dist 8	Total	137	11	8.03		10	1							
Lindenwold Dist 9	Total	93	18	19.35		9	7	2						
Lindenwold Mail-In Ballot	Total	0	107	0.00	12	16	46	32						
Lindenwold Provisional	Total	0	11	0.00		1	1	8						
Lindenwold Emergency Ballots	Total	0	0	0.00										
Lindenwold Borough	Total	1195	263	22.01	18	77	90	74						
Magnolia Dist 1	Total	127	21	16.54	1	2	9	9						
Magnolia Dist 2	Total	129	16	12.40	1	6	4	5						
Magnolia Dist 3	Total	170	23	13.53		5	7	10	1					
Magnolia Dist 4	Total	158	26	16.46	1	8	10	6						
Magnolia Mail-In Ballot	Total	0	50	0.00	4	11	18	14						
Magnolia Provisional	Total	0	5	0.00		2	1	2						
Magnolia Emergency Ballots	Total	0	0	0.00										
Magnolia Borough	Total	584	141	24.14	7	34	49	46	1					
Merchantville Dist 1	Total	240	36	15.00	2	11	13	10						
Merchantville Dist 2	Total	143	30	20.98	2	10	14	4						
Merchantville Dist 3	Total	116	16	13.79		6	4	6						
Merchantville Mail-In Ballot	Total	0	49	0.00	2	4	28	14						
Merchantville Provisional	Total	0	1	0.00			1							
Merchantville Emergency Ballots	Total	0	0	0.00										
Merchantville Borough	Total	499	132	26.45	6	31	60	34						
Mt Ephraim Dist 1	Total	155	26	16.77	1	7	8	9	1					
Mt Ephraim Dist 2	Total	179	29	16.20		10	2	17						
Mt Ephraim Dist 3	Total	211	32	15.17		14	10	7						
Mt Ephraim Dist 4	Total	164	22	13.41		10	5	7						
Mt. Ephraim Mail-In Ballot	Total	0	58	0.00	1	10	26	20	1					
Mt. Ephraim Provisional	Total	0	4	0.00		1	1	2						
Mt. Ephraim Emergency Ballots	Total	0	0	0.00										

**Governor - REP**

		Registered	Ballots Cast	Turnout (%)	Brian D. LEVINE	Phillip RIZZO	Jack CIATTARELLI	Hirish V. SINGH	Write-In				
Mount Ephraim Borough	Total	709	171	24.12	2	52	52	62	2				
Oaklyn Dist 1	Total	121	21	17.36		7	9	5					
Oaklyn Dist 2	Total	146	29	19.86		8	15	6					
Oaklyn Dist 3	Total	150	27	18.00	3	4	17	3					
Oaklyn Dist 4	Total	122	19	15.57	2	4	13						
Oaklyn Mail-In Ballot	Total	0	40	0.00	1	5	19	15					
Oaklyn Provisional	Total	0	7	0.00		1	5	1					
Oaklyn Emergency Ballots	Total	0	0	0.00									
Oaklyn Borough	Total	539	143	26.53	6	29	78	30					
Pennsauken Dist 1	Total	112	9	8.04	1	4	1	3					
Pennsauken Dist 2	Total	96	5	5.21		1	1	3					
Pennsauken Dist 3	Total	174	28	16.09	2	6	6	14					
Pennsauken Dist 4	Total	142	10	7.04	1	5	3	1					
Pennsauken Dist 5	Total	147	17	11.56		7	5	5					
Pennsauken Dist 6	Total	221	29	13.12		10	16	2					
Pennsauken Dist 7	Total	165	21	12.73	3	5	2	10					
Pennsauken Dist 8	Total	146	18	12.33		5	10	3					
Pennsauken Dist 9	Total	152	13	8.55		8	3	2					
Pennsauken Dist 10	Total	127	11	8.66		3	6	2					
Pennsauken Dist 11	Total	194	33	17.01	1	11	9	12					
Pennsauken Dist 12	Total	92	7	7.61		3	3	1					
Pennsauken Dist 13	Total	172	37	21.51		13	14	9					
Pennsauken Dist 14	Total	101	17	16.83	1	7	5	4					
Pennsauken Dist 15	Total	109	4	3.67			1	3					
Pennsauken Dist 16	Total	61	5	8.20	2	1		2					
Pennsauken Dist 17	Total	181	20	11.05		7	9	4					
Pennsauken Dist 18	Total	221	25	11.31	1	8	7	9					
Pennsauken Dist 19	Total	104	14	13.46		5	4	2	1				
Pennsauken Dist 20	Total	38	2	5.26			1	1					
Pennsauken Dist 21	Total	114	15	13.16	3	3	7	2					
Pennsauken Dist 22	Total	129	31	24.03	2	11	12	6					
Pennsauken Dist 23	Total	120	11	9.17	1	1	7	1					
Pennsauken Dist 24	Total	40	1	2.50			1						
Pennsauken Mail-In Ballot	Total	0	262	0.00	12	41	133	65	3				
Pennsauken Provisional	Total	0	26	0.00	2	10	7	6	1				
Pennsauken Emergency Ballots	Total	0	0	0.00									
Pennsauken Twp	Total	3158	671	21.25	32	175	273	172	5				
Pine Hill Dist 1	Total	142	22	15.49		5	8	9					
Pine Hill Dist 2	Total	233	24	10.30	3	7	4	9					
Pine Hill Dist 3	Total	246	31	12.60	1	21	5	4					

**Governor - REP**

		Registered	Ballots Cast	Turnout (%)	Brian D. LEVINE	Philip RIZZO	Jack CIATTARELLI	Hirish V. SINGH	Write-In					
Pine Hill Dist 4	Total	121	18	14.88		8	6	4						
Pine Hill Dist 5	Total	261	37	14.18	5	12	8	12						
Pine Hill Dist 6	Total	89	11	12.36	1	6	2	2						
Pine Hill Mail-In Ballot	Total	0	104	0.00	5	14	56	26						
Pine Hill Provisional	Total	0	10	0.00		4	5							
Pine Hill Emergency Ballots	Total	0	0	0.00										
<b>Pine Hill Borough</b>	<b>Total</b>	<b>1092</b>	<b>257</b>	<b>23.53</b>	<b>15</b>	<b>77</b>	<b>94</b>	<b>66</b>						
Pine Valley Dist 1	Total	8	0	0.00										
Pine Valley Mail-In Ballot	Total	0	4	0.00	1		3							
Pine Valley Provisional	Total	0	0	0.00										
Pine Valley Emergency Ballots	Total	0	0	0.00										
<b>Pine Valley Borough</b>	<b>Total</b>	<b>8</b>	<b>4</b>	<b>50.00</b>	<b>1</b>		<b>3</b>							
Runnemede Dist 1	Total	167	19	11.38	1	7	8	3						
Runnemede Dist 2	Total	179	38	21.23	2	12	13	9	1					
Runnemede Dist 3	Total	134	18	13.43	3	1	8	6						
Runnemede Dist 4	Total	166	24	14.46	1	1	7	15						
Runnemede Dist 5	Total	251	28	11.16	2	11	8	7						
Runnemede Dist 6	Total	210	34	16.19	1	13	13	7						
Runnemede Mail-In Ballot	Total	0	130	0.00	9	20	62	32	2					
Runnemede Provisional	Total	0	16	0.00	1	4	6	3						
Runnemede Emergency Ballots	Total	0	0	0.00										
<b>Runnemede Borough</b>	<b>Total</b>	<b>1107</b>	<b>307</b>	<b>27.73</b>	<b>20</b>	<b>69</b>	<b>125</b>	<b>82</b>	<b>3</b>					
Somerdale Dist 1	Total	243	34	13.99	1	9	13	10						
Somerdale Dist 2	Total	137	17	12.41		7	6	4						
Somerdale Dist 3	Total	89	16	17.98	1	4	5	6						
Somerdale Dist 4	Total	122	18	14.75	1	5	8	4						
Somerdale Mail-In Ballot	Total	0	53	0.00	5	4	27	16						
Somerdale Provisional	Total	0	4	0.00		1	1	2						
Somerdale Emergency Ballots	Total	0	0	0.00										
<b>Somerdale Borough</b>	<b>Total</b>	<b>591</b>	<b>142</b>	<b>24.03</b>	<b>8</b>	<b>30</b>	<b>60</b>	<b>42</b>						
Stratford Dist 1	Total	159	22	13.84		9	11	2						
Stratford Dist 2	Total	205	36	17.56	1	8	19	7						
Stratford Dist 3	Total	153	36	23.53		12	20	4						
Stratford Dist 4	Total	234	31	13.25	2	12	12	4						
Stratford Dist 5	Total	74	7	9.46		4	2	1						
Stratford Dist 6	Total	187	9	4.81		3	5	1						
Stratford Mail-In Ballot	Total	0	106	0.00	12	9	60	17						

**Governor - REP**

		Registered	Ballots Cast	Turnout (%)	Brian D. LEVINE	Phillip RIZZO	Jack CIATTARELLI	Hirish V. SINGH	Write-In				
Stratford Provisional	Total	0	3	0.00			3						
Stratford Emergency Ballots	Total	0	0	0.00									
<b>Stratford Borough</b>	<b>Total</b>	<b>1012</b>	<b>250</b>	<b>24.70</b>	<b>15</b>	<b>57</b>	<b>132</b>	<b>36</b>					
Tavistock Dist 1	Total	2	0	0.00									
Tavistock Mail-In Ballot	Total	0	0	0.00									
Tavistock Provisional	Total	0	0	0.00									
Tavistock Emergency Ballots	Total	0	0	0.00									
<b>Tavistock Borough</b>	<b>Total</b>	<b>2</b>	<b>0</b>	<b>0.00</b>									
Voorhees Dist 1	Total	276	40	14.49	2	16	17	4	1				
Voorhees Dist 2	Total	309	51	16.50	1	26	15	9					
Voorhees Dist 3	Total	245	38	15.51		4	26	7	1				
Voorhees Dist 4	Total	235	23	9.79		4	14	5					
Voorhees Dist 5	Total	197	18	9.14		5	8	5					
Voorhees Dist 6	Total	306	38	12.42	1	5	28	4					
Voorhees Dist 7	Total	180	17	9.44		4	9	4					
Voorhees Dist 8	Total	279	22	7.89	1		11	10					
Voorhees Dist 9	Total	314	35	11.15	1	13	13	7					
Voorhees Dist 10	Total	189	20	10.58		4	11	5					
Voorhees Dist 11	Total	257	24	9.34	1	6	11	5					
Voorhees Dist 12	Total	217	24	11.06		10	9	5					
Voorhees Dist 13	Total	241	25	10.37	4	3	16	2					
Voorhees Dist 14	Total	176	28	15.91	3	7	12	6					
Voorhees Dist 15	Total	246	16	6.50		2	6	6	2				
Voorhees Dist 16	Total	206	17	8.25			16	1					
Voorhees Dist 17	Total	165	11	6.67		3	8						
Voorhees Dist 18	Total	168	8	4.76		2	5	1					
Voorhees Dist 19	Total	216	18	8.33	1	5	8	4					
Voorhees Mail-In Ballot	Total	0	526	0.00	50	70	288	94	2				
Voorhees Provisional	Total	0	31	0.00		13	12	4					
Voorhees Emergency Ballots	Total	0	0	0.00									
<b>Voorhees Twp</b>	<b>Total</b>	<b>4422</b>	<b>1030</b>	<b>23.29</b>	<b>65</b>	<b>202</b>	<b>543</b>	<b>188</b>	<b>6</b>				
Waterford Dist 1	Total	409	52	12.71	2	20	16	14					
Waterford Dist 2	Total	303	55	18.15		28	10	17					
Waterford Dist 3	Total	244	46	18.85	1	20	10	15					
Waterford Dist 4	Total	306	66	21.57		25	15	26					
Waterford Dist 5	Total	249	32	12.85	2	11	8	11					
Waterford Dist 6	Total	202	30	14.85	1	14	12	3					
Waterford Dist 7	Total	357	74	20.73	3	37	21	13					
Waterford Dist 8	Total	187	39	20.86		14	11	14					
Waterford Mail-In Ballot	Total	0	213	0.00	12	37	93	66					
Waterford Provisional	Total	0	21	0.00	1	5	6	8					



**Governor - REP**

		Registered	Ballots Cast	Turnout (%)	Brian D. LEVINE	Phillip RIZZO	Jack CIATTARELLI	Hirish V. SINGH	Write-In					
Waterford Emergency Ballots	Total	0	0	0.00										
Waterford Twp	Total	2257	628	27.82	22	211	202	187						
Winslow W1 D1	Total	357	62	17.37	1	16	38	6						
Winslow W1 D2	Total	399	75	18.80	1	30	24	20						
Winslow W1 D3	Total	225	33	14.67		10	12	11						
Winslow W1 D4	Total	340	64	18.82	2	31	13	18						
Winslow W1 D5	Total	368	54	14.67	1	17	24	12						
Winslow W1 D6	Total	123	22	17.89		12	4	6						
Winslow Ward 1 Mail-In Ballot	Total	0	230	0.00	7	43	117	58						
Winslow Ward 1 Provisional	Total	0	34	0.00		15	8	9	1					
Winslow W1 Emergency Ballots	Total	0	0	0.00										
Winslow W2 D1	Total	192	26	13.54	2	8	9	7						
Winslow W2 D2	Total	219	32	14.61		11	18		1					
Winslow W2 D3	Total	423	64	15.13	3	30	17	14						
Winslow W2 D4	Total	243	48	19.75	2	22	11	13						
Winslow W2 D5	Total	283	61	21.55		36	14	10						
Winslow W2 D6	Total	98	15	15.31		3	4	8						
Winslow Ward 2 Mail-In Ballot	Total	0	174	0.00	10	44	64	50	1					
Winslow Ward 2 Provisional	Total	0	19	0.00	1	7	5	6						
Winslow W2 Mail-In Ballot Rejected	Total	0	0	0.00										
Winslow W2 Provisional Rejected	Total	0	0	0.00										
Winslow W2 Emergency Ballots	Total	0	0	0.00										
Winslow W3 D1	Total	92	15	16.30	1	7	4	3						
Winslow W3 D2	Total	65	4	6.15	2		1	1						
Winslow W3 D3	Total	88	7	7.95		3		4						
Winslow W3 D4	Total	98	15	15.31	1	6	4	4						
Winslow W3 D5	Total	84	12	14.29		3	4	4						
Winslow Ward 3 Mail-In Ballot	Total	0	41	0.00	1	12	20	8						
Winslow Ward 3 Provisional	Total	0	1	0.00			1							
Winslow W3 Mail-In Ballot Rejected	Total	0	0	0.00										
Winslow W3 Provisional Rejected	Total	0	0	0.00										
Winslow W3 Emergency Ballots	Total	0	0	0.00										
Winslow W4 D1	Total	193	44	22.80	1	16	18	9						
Winslow W4 D2	Total	212	15	7.08	1	6	6	2						
Winslow W4 D3	Total	288	32	11.11		9	10	13						
Winslow W4 D4	Total	205	29	14.15		10	11	8						
Winslow W4 D5	Total	204	32	15.69	2	10	10	10						
Winslow Ward 4 Mail-In Ballot	Total	0	100	0.00	6	22	41	28						
Winslow Ward 4 Provisional	Total	0	15	0.00		4	2	8						
Winslow W4 Mail-In Ballot Rejected	Total	0	0	0.00										

**Governor - REP**

		Registered	Ballots Cast	Turnout (%)	Brian D. LEVINE	Philip RIZZO	Jack CIATTARELLI	Hirish V. SINGH	Write-In				
Winslow W4 Provisional Rejected	Total	0	0	0.00									
Winslow W4 Emergency Ballots	Total	0	0	0.00									
Winslow Twp	Total	4799	1375	28.65	45	443	514	350	3				
Woodlynne Dist 1	Total	61	9	14.75	1	1	6	1					
Woodlynne Dist 2	Total	58	6	10.34	1		3						
Woodlynne Mail-In Ballot	Total	0	11	0.00	1	1	5	4					
Woodlynne Provisional	Total	0	0	0.00									
Woodlynne Emergency Ballots	Total	0	0	0.00									
Woodlynne Borough	Total	119	26	21.85	3	2	14	5					
Total - TC-Emergency		62444	0	0.00									
Total - TC-Machine		62444	8107	12.98	309	2543	3242	1914	34				
Total - TC-Mail-In Ballot		62444	6258	10.02	450	818	3241	1487	42				
Total - TC-Provisional		62444	545	0.87	21	167	204	128	4				
Total - TC-Rejected Ballots		62444	0	0.00									
Contest Total		62444	14910	23.88	780	3528	6687	3529	80				

**State Senate 4th District - REP**

		Registered	Ballots Cast	Turnout (%)	Stephen H. PAKRADOONI, JR.	Write-In								
Chesilhurst Dist 1	Total	180	28	15.56	20									
Chesilhurst Mail-In Ballot	Total	0	23	0.00	20	1								
Chesilhurst Provisional	Total	0	0	0.00										
Chesilhurst Emergency Ballots	Total	0	0	0.00										
Chesilhurst Borough	Total	180	51	28.33	40	1								
Clementon Dist 1	Total	180	29	16.11	21									
Clementon Dist 2	Total	204	33	16.18	26									
Clementon Dist 3	Total	235	41	17.45	27									
Clementon Mail-In Ballot	Total	0	64	0.00	49	3								
Clementon Provisional	Total	0	4	0.00	3									
Clementon Emergency Ballots	Total	0	0	0.00										
Clementon Borough	Total	619	171	27.63	126	3								
Gloucester Twp Dist 1	Total	196	39	19.90	27									
Gloucester Twp Dist 2	Total	159	31	19.50	26									
Gloucester Twp Dist 3	Total	224	33	14.73	23									
Gloucester Twp Dist 4	Total	276	46	16.67	32									
Gloucester Twp Dist 5	Total	261	18	6.90	2	1								
Gloucester Twp Dist 6	Total	329	53	16.11	37									
Gloucester Twp Dist 7	Total	273	37	13.55	32									
Gloucester Twp Dist 8	Total	182	21	11.54	17									
Gloucester Twp Dist 9	Total	318	42	13.21	35									
Gloucester Twp Dist 10	Total	232	27	11.64	18									
Gloucester Twp Dist 11	Total	265	41	15.47	32									
Gloucester Twp Dist 12	Total	305	40	13.11	28									
Gloucester Twp Dist 13	Total	268	29	10.82	22									
Gloucester Twp Dist 14	Total	148	19	12.84	15									
Gloucester Twp Dist 15	Total	328	58	17.68	38									
Gloucester Twp Dist 16	Total	324	49	15.12	34									
Gloucester Twp Dist 17	Total	319	27	8.46	17									
Gloucester Twp Dist 18	Total	258	30	11.63	21									
Gloucester Twp Dist 19	Total	291	28	9.62	21									
Gloucester Twp Dist 20	Total	249	25	10.04	21									
Gloucester Twp Dist 21	Total	172	23	13.37	17									
Gloucester Twp Dist 22	Total	196	28	14.29	22									
Gloucester Twp Dist 23	Total	153	14	9.15	11									
Gloucester Twp Dist 24	Total	325	53	16.31	36									
Gloucester Twp Dist 25	Total	276	45	16.30	35									
Gloucester Twp Dist 26	Total	210	31	14.76	25									
Gloucester Twp Dist 27	Total	250	39	15.60	34									
Gloucester Twp Dist 28	Total	166	32	19.28	27									

**State Senate 4th District - REP**

		Registered	Ballots Cast	Turnout (%)	Stephen H. PAKRADOONI, JR.	Write-In							
Gloucester Twp Dist 29	Total	305	36	11.80	29								
Gloucester Twp Dist 30	Total	323	59	18.27	38								
Gloucester Twp Dist 31	Total	193	32	16.58	22								
Gloucester Twp Dist 32	Total	281	41	14.59	29								
Gloucester Twp Dist 33	Total	180	16	8.89	11								
Gloucester Twp Dist 34	Total	188	19	10.11	13								
Gloucester Twp Dist 35	Total	267	30	11.24	16								
Gloucester Twp Dist 36	Total	189	20	10.58	14								
Gloucester Twp Dist 37	Total	45	5	11.11	3								
Gloucester Twp Dist 38	Total	119	17	14.29	12								
Gloucester Twp Dist 39	Total	125	16	12.80	13								
Gloucester Twp Dist 40	Total	240	34	14.17	27								
Gloucester Twp Mail-In Ballot	Total	0	1011	0.00	894	3							
Gloucester Twp Provisional	Total	0	76	0.00	64	1							
Gloucester Twp Emergency Ballots	Total	0	0	0.00									
<b>Gloucester Twp</b>	<b>Total</b>	<b>9408</b>	<b>2370</b>	<b>25.19</b>	<b>1890</b>	<b>5</b>							
Laurel Springs Dist 1	Total	158	21	13.29	14								
Laurel Springs Dist 2	Total	196	25	12.76	17								
Laurel Springs Mail-In Ballot	Total	0	35	0.00	30								
Laurel Springs Provisional	Total	0	0	0.00									
Laurel Springs Emergency Ballots	Total	0	0	0.00									
<b>Laurel Springs Borough</b>	<b>Total</b>	<b>354</b>	<b>81</b>	<b>22.88</b>	<b>61</b>								
Lindenwold Dist 1	Total	203	25	12.32	16								
Lindenwold Dist 2	Total	190	26	13.68	22								
Lindenwold Dist 3	Total	117	28	23.93	21								
Lindenwold Dist 4	Total	188	24	12.77	19								
Lindenwold Dist 5	Total	80	4	5.00	4								
Lindenwold Dist 6	Total	116	9	7.76	6								
Lindenwold Dist 7	Total	71	0	0.00									
Lindenwold Dist 8	Total	137	11	8.03	9								
Lindenwold Dist 9	Total	93	18	19.35	16								
Lindenwold Mail-In Ballot	Total	0	107	0.00	95								
Lindenwold Provisional	Total	0	11	0.00	8								
Lindenwold Emergency Ballots	Total	0	0	0.00									
<b>Lindenwold Borough</b>	<b>Total</b>	<b>1195</b>	<b>263</b>	<b>22.01</b>	<b>216</b>								
Winslow W1 D1	Total	357	62	17.37	46								

**State Senate 4th District - REP**

		Registered	Ballots Cast	Turnout (%)	Stephen H. PAKRADOONI, JR.	Write-In								
Winslow W1 D2	Total	399	75	18.80	57									
Winslow W1 D3	Total	225	33	14.67	25									
Winslow W1 D4	Total	340	64	18.82	45									
Winslow W1 D5	Total	368	54	14.67	45									
Winslow W1 D6	Total	123	22	17.89	17									
Winslow Ward 1 Mail-In Ballot	Total	0	230	0.00	195									
Winslow Ward 1 Provisional	Total	0	34	0.00	26	1								
Winslow W1 Emergency Ballots	Total	0	0	0.00										
Winslow W2 D1	Total	192	26	13.54	20									
Winslow W2 D2	Total	219	32	14.61	21	1								
Winslow W2 D3	Total	423	64	15.13	44									
Winslow W2 D4	Total	243	48	19.75	33									
Winslow W2 D5	Total	283	61	21.55	43									
Winslow W2 D6	Total	98	15	15.31	13									
Winslow Ward 2 Mail-In Ballot	Total	0	174	0.00	133	2								
Winslow Ward 2 Provisional	Total	0	19	0.00	15									
Winslow W2 Mail-In Ballot Rejected	Total	0	0	0.00										
Winslow W2 Provisional Rejected	Total	0	0	0.00										
Winslow W2 Emergency Ballots	Total	0	0	0.00										
Winslow W3 D1	Total	92	15	16.30	10									
Winslow W3 D2	Total	65	4	6.15	3									
Winslow W3 D3	Total	88	7	7.95	4									
Winslow W3 D4	Total	98	15	15.31	9									
Winslow W3 D5	Total	84	12	14.29	6									
Winslow Ward 3 Mail-In Ballot	Total	0	41	0.00	38									
Winslow Ward 3 Provisional	Total	0	1	0.00	1									
Winslow W3 Mail-In Ballot Rejected	Total	0	0	0.00										
Winslow W3 Provisional Rejected	Total	0	0	0.00										
Winslow W3 Emergency Ballots	Total	0	0	0.00										
Winslow W4 D1	Total	193	44	22.80	31									
Winslow W4 D2	Total	212	15	7.08	11									
Winslow W4 D3	Total	288	32	11.11	23									
Winslow W4 D4	Total	205	29	14.15	21									
Winslow W4 D5	Total	204	32	15.69	25									
Winslow Ward 4 Mail-In Ballot	Total	0	100	0.00	93									
Winslow Ward 4 Provisional	Total	0	15	0.00	12									
Winslow W4 Mail-In Ballot Rejected	Total	0	0	0.00										
Winslow W4 Provisional Rejected	Total	0	0	0.00										
Winslow W4 Emergency Ballots	Total	0	0	0.00										

**State Senate 4th District - REP**

		Registered	Ballots Cast	Turnout (%)	Stephen H. PAKRADOONI, JR.	Write-In								
Winslow Twp	Total	4799	1375	28.65	1065	4								
	Total - TC-Emergency	16555	0	0.00										
	Total - TC-Machine	16555	2366	14.29	1722	2								
	Total - TC-Mail-In Ballot	16555	1785	10.78	1547	9								
	Total - TC-Provisional	16555	160	0.97	129	2								
	Total - TC-Rejected Ballots	16555	0	0.00										
	Contest Total	16555	4311	26.04	3398	13								

**State Senate 5th District - REP**

		Registered	Ballots Cast	Turnout (%)	Write-In								
Audubon Boro Dist 1	Total	159	27	16.98	2								
Audubon Boro Dist 2	Total	137	32	23.36	2								
Audubon Boro Dist 3	Total	196	30	15.31									
Audubon Boro Dist 4	Total	119	19	15.97									
Audubon Boro Dist 5	Total	202	24	11.88	2								
Audubon Boro Dist 6	Total	240	35	14.58									
Audubon Boro Dist 7	Total	176	30	17.05									
Audubon Boro Dist 8	Total	177	20	11.30									
Audubon Boro Mail-In Ballot	Total	0	113	0.00	1								
Audubon Boro Provisional	Total	0	11	0.00									
Audubon Boro Emergency Ballots	Total	0	0	0.00									
<b>Audubon Borough</b>	<b>Total</b>	<b>1406</b>	<b>341</b>	<b>24.25</b>	<b>7</b>								
Audubon Park Dist 1	Total	136	41	30.15	1								
Audubon Park Mail-In Ballot	Total	0	11	0.00									
Audubon Park Provisional	Total	0	4	0.00									
Audubon Park Emergency Ballots	Total	0	0	0.00									
<b>Audubon Park Borough</b>	<b>Total</b>	<b>136</b>	<b>56</b>	<b>41.18</b>	<b>1</b>								
Barrington Dist 1	Total	267	40	14.98	2								
Barrington Dist 2	Total	215	31	14.42									
Barrington Dist 3	Total	227	30	13.22	1								
Barrington Dist 4	Total	258	40	15.50	2								
Barrington Dist 5	Total	118	9	7.63									
Barrington Mail-In Ballot	Total	0	116	0.00	3								
Barrington Provisional	Total	0	11	0.00									
Barrington Emergency Ballots	Total	0	0	0.00									
<b>Barrington Borough</b>	<b>Total</b>	<b>1085</b>	<b>277</b>	<b>25.53</b>	<b>8</b>								
Bellmawr Dist 1	Total	253	48	18.97									
Bellmawr Dist 2	Total	264	31	11.74	1								
Bellmawr Dist 3	Total	232	33	14.22									
Bellmawr Dist 4	Total	156	35	22.44									
Bellmawr Dist 5	Total	179	24	13.41	2								
Bellmawr Dist 6	Total	205	26	12.68									
Bellmawr Dist 7	Total	192	33	17.19	1								
Bellmawr Mail-In Ballot	Total	0	117	0.00									
Bellmawr Provisional	Total	0	16	0.00									
Bellmawr Emergency Ballots	Total	0	0	0.00									
<b>Bellmawr Borough</b>	<b>Total</b>	<b>1481</b>	<b>363</b>	<b>24.51</b>	<b>4</b>								
Brooklawn Dist 1	Total	219	45	20.55	1								
Brooklawn Mail-In Ballot	Total	0	10	0.00									

**State Senate 5th District - REP**

		Registered	Ballots Cast	Turnout (%)	Write-In								
Brooklawn Provisional	Total	0	1	0.00									
Brooklawn Emergency Ballots	Total	0	0	0.00									
Brooklawn Borough	Total	219	56	25.57	1								
Camden City W1 D1	Total	18	2	11.11	1								
Camden City W1 D2	Total	50	5	10.00									
Camden City W1 D3	Total	49	2	4.08									
Camden City W1 D4	Total	46	3	6.52	1								
Camden City W1 D5	Total	83	1	1.20									
Camden City W1 D6	Total	65	2	3.08									
Camden City W1 D7	Total	43	0	0.00									
Camden City W1 D8	Total	32	1	3.13	1								
Camden City W1 D9	Total	56	2	3.57									
Camden City W1 D10	Total	72	0	0.00									
Camden City Ward 1 Mail-In Ballot	Total	0	16	0.00	1								
Camden City Ward 1 Provisional	Total	0	3	0.00									
Camden City W1 Emergency Ballots	Total	0	0	0.00									
Camden City W2 D1	Total	20	2	10.00									
Camden City W2 D2	Total	34	4	11.76	1								
Camden City W2 D3	Total	34	0	0.00									
Camden City W2 D4	Total	45	5	11.11	1								
Camden City W2 D5	Total	32	1	3.13									
Camden City W2 D6	Total	63	3	4.76									
Camden City W2 D7	Total	36	0	0.00									
Camden City W2 D8	Total	82	1	1.22									
Camden City W2 D9	Total	82	3	3.66									
Camden City W2 D10	Total	35	0	0.00									
Camden City W2 D11	Total	36	0	0.00									
Camden City Ward 2 Mail-In Ballot	Total	0	12	0.00									
Camden City Ward 2 Provisional	Total	0	4	0.00									
Camden City W2 Emergency Ballots	Total	0	0	0.00									
Camden City W3 D1	Total	56	2	3.57									
Camden City W3 D2	Total	97	5	5.15									
Camden City W3 D3	Total	48	3	6.25									
Camden City W3 D4	Total	52	1	1.92									
Camden City W3 D5	Total	50	0	0.00									
Camden City W3 D6	Total	42	3	7.14	1								
Camden City W3 D7	Total	79	0	0.00									
Camden City W3 D8	Total	97	2	2.06									
Camden City W3 D9	Total	79	0	0.00									
Camden City Ward 3 Mail-In Ballot	Total	0	13	0.00									
Camden City Ward 3 Provisional	Total	0	2	0.00									
Camden City W3 Emergency Ballots	Total	0	0	0.00									



**State Senate 5th District - REP**

		Registered	Ballots Cast	Turnout (%)	Write-In								
Camden City W4 D1	Total	41	0	0.00									
Camden City W4 D2	Total	49	1	2.04									
Camden City W4 D3	Total	67	1	1.49									
Camden City W4 D4	Total	58	1	1.72									
Camden City W4 D5	Total	54	2	3.70									
Camden City W4 D6	Total	70	4	5.71									
Camden City W4 D7	Total	58	2	3.45									
Camden City W4 D8	Total	77	2	2.60									
Camden City W4 D9	Total	54	7	12.96									
Camden City W4 D10	Total	72	3	4.17									
Camden City Ward 4 Provisional	Total	0	2	0.00									
Camden City W4 Emergency Ballots	Total	0	0	0.00									
<b>Camden City</b>	<b>Total</b>	<b>2213</b>	<b>128</b>	<b>5.78</b>	<b>7</b>								
Gloucester City W1 D1	Total	126	8	6.35									
Gloucester City W1 D2	Total	107	11	10.28									
Gloucester City W1 D3	Total	141	18	12.77									
Gloucester City Ward 1 Mail-In Ballot	Total	0	28	0.00	1								
Gloucester City Ward 1 Provisional	Total	0	1	0.00									
Gloucester City W1 Emergency Ballots	Total	0	0	0.00									
Gloucester City W2 D1	Total	102	18	17.65	1								
Gloucester City W2 D2	Total	161	21	13.04	1								
Gloucester City W2 D3	Total	157	9	5.73	1								
Gloucester City Ward 2 Mail-In Ballot	Total	0	28	0.00	1								
Gloucester City Ward 2 Provisional	Total	0	5	0.00									
Gloucester City W2 Emergency Ballots	Total	0	0	0.00									
Gloucester City W3 D1	Total	169	25	14.79	1								
Gloucester City W3 D2	Total	212	27	12.74	2								
Gloucester City Ward 3 Mail-In Ballot	Total	0	32	0.00									
Gloucester City Ward 3 Provisional	Total	0	4	0.00									
Gloucester City W3 Emergency Ballots	Total	0	0	0.00									
<b>Gloucester City</b>	<b>Total</b>	<b>1175</b>	<b>235</b>	<b>20.00</b>	<b>8</b>								
Haddon Heights Dist 1	Total	186	33	17.74									
Haddon Heights Dist 2	Total	118	17	14.41	1								
Haddon Heights Dist 3	Total	260	32	12.31	2								
Haddon Heights Dist 4	Total	167	28	16.77	1								
Haddon Heights Dist 5	Total	203	31	15.27									
Haddon Heights Dist 6	Total	251	40	15.94	1								
Haddon Heights Dist 7	Total	244	34	13.93	2								

**State Senate 5th District - REP**

		Registered	Ballots Cast	Turnout (%)	Write-In								
Haddon Heights Mail-In Ballot	Total	0	159	0.00	4								
Haddon Heights Provisional	Total	0	9	0.00	1								
Haddon Heights Emergency Ballots	Total	0	0	0.00									
<b>Haddon Heights Borough</b>	<b>Total</b>	<b>1429</b>	<b>383</b>	<b>26.80</b>	<b>12</b>								
Lawnside Dist 1	Total	43	4	9.30									
Lawnside Dist 2	Total	48	2	4.17									
Lawnside Mail-In Ballot	Total	0	10	0.00									
Lawnside Provisional	Total	0	0	0.00									
Lawnside Emergency Ballots	Total	0	0	0.00									
<b>Lawnside Borough</b>	<b>Total</b>	<b>91</b>	<b>16</b>	<b>17.58</b>									
Magnolia Dist 1	Total	127	21	16.54									
Magnolia Dist 2	Total	129	16	12.40	1								
Magnolia Dist 3	Total	170	23	13.53									
Magnolia Dist 4	Total	158	26	16.46	1								
Magnolia Mail-In Ballot	Total	0	50	0.00									
Magnolia Provisional	Total	0	5	0.00									
Magnolia Emergency Ballots	Total	0	0	0.00									
<b>Magnolia Borough</b>	<b>Total</b>	<b>584</b>	<b>141</b>	<b>24.14</b>	<b>2</b>								
Mt Ephraim Dist 1	Total	155	26	16.77	2								
Mt Ephraim Dist 2	Total	179	29	16.20	1								
Mt Ephraim Dist 3	Total	211	32	15.17	4								
Mt Ephraim Dist 4	Total	164	22	13.41									
Mt. Ephraim Mail-In Ballot	Total	0	58	0.00	2								
Mt. Ephraim Provisional	Total	0	4	0.00									
Mt. Ephraim Emergency Ballots	Total	0	0	0.00									
<b>Mount Ephraim Borough</b>	<b>Total</b>	<b>709</b>	<b>171</b>	<b>24.12</b>	<b>9</b>								
Runnemedede Dist 1	Total	167	19	11.38	2								
Runnemedede Dist 2	Total	179	38	21.23	1								
Runnemedede Dist 3	Total	134	18	13.43									
Runnemedede Dist 4	Total	166	24	14.46	2								
Runnemedede Dist 5	Total	251	28	11.16	2								
Runnemedede Dist 6	Total	210	34	16.19	1								
Runnemedede Mail-In Ballot	Total	0	130	0.00	10								
Runnemedede Provisional	Total	0	16	0.00	1								
Runnemedede Emergency Ballots	Total	0	0	0.00									
<b>Runnemedede Borough</b>	<b>Total</b>	<b>1107</b>	<b>307</b>	<b>27.73</b>	<b>19</b>								

**State Senate 5th District - REP**

		Registered	Ballots Cast	Turnout (%)	Write-In								
Woodlynne Dist 1	Total	61	9	14.75	1								
Woodlynne Dist 2	Total	58	6	10.34	3								
Woodlynne Mail-In Ballot	Total	0	11	0.00	5								
Woodlynne Provisional	Total	0	0	0.00									
Woodlynne Emergency Ballots	Total	0	0	0.00									
Woodlynne Borough	Total	119	26	21.85	9								
Total - TC-Emergency		11754	0	0.00									
Total - TC-Machine		11754	1488	12.66	57								
Total - TC-Mail-In Ballot		11754	914	7.78	28								
Total - TC-Provisional		11754	98	0.83	2								
Total - TC-Rejected Ballots		11754	0	0.00									
Contest Total		11754	2500	21.27	87								

**State Senate 6th District - REP**

		Registered	Ballots Cast	Turnout (%)	John FOLEY	Write-In								
Berlin Twp Dist 1	Total	408	63	15.44	55									
Berlin Twp Dist 2	Total	131	19	14.50	6									
Berlin Twp Dist 3	Total	145	18	12.41	9									
Berlin Twp Dist 4	Total	242	36	14.88	18									
Berlin Twp Mail-In Ballot	Total	0	102	0.00	90	1								
Berlin Twp Provisional	Total	0	3	0.00	3									
Berlin Twp Emergency Ballots	Total	0	0	0.00										
Berlin Township	Total	926	241	26.03	181	1								
Cherry Hill Dist 1	Total	235	42	17.87	34									
Cherry Hill Dist 2	Total	239	39	16.32	31									
Cherry Hill Dist 3	Total	224	26	11.61	21	1								
Cherry Hill Dist 4	Total	271	35	12.92	29									
Cherry Hill Dist 5	Total	231	27	11.69	18									
Cherry Hill Dist 6	Total	198	27	13.64	19									
Cherry Hill Dist 7	Total	203	21	10.34	16									
Cherry Hill Dist 8	Total	163	20	12.27	13									
Cherry Hill Dist 9	Total	404	29	7.18	26									
Cherry Hill Dist 10	Total	183	31	16.94	25									
Cherry Hill Dist 11	Total	270	32	11.85	23									
Cherry Hill Dist 12	Total	283	34	12.01	24									
Cherry Hill Dist 13	Total	313	33	10.54	25									
Cherry Hill Dist 14	Total	196	29	14.80	21									
Cherry Hill Dist 15	Total	233	31	13.30	21	1								
Cherry Hill Dist 16	Total	138	9	6.52	9									
Cherry Hill Dist 17	Total	234	22	9.40	15									
Cherry Hill Dist 18	Total	188	20	10.64	13	1								
Cherry Hill Dist 19	Total	193	23	11.92	17									
Cherry Hill Dist 20	Total	483	57	11.80	42									
Cherry Hill Dist 21	Total	259	35	13.51	27									
Cherry Hill Dist 22	Total	298	20	6.71	14									
Cherry Hill Dist 23	Total	266	30	11.28	19									
Cherry Hill Dist 24	Total	251	19	7.57	14									
Cherry Hill Dist 25	Total	221	27	12.22	21									
Cherry Hill Dist 26	Total	310	29	9.35	25									
Cherry Hill Dist 27	Total	205	22	10.73	20									
Cherry Hill Dist 28	Total	199	20	10.05	17									
Cherry Hill Dist 29	Total	271	29	10.70	20									
Cherry Hill Dist 30	Total	97	9	9.28	8									
Cherry Hill Dist 31	Total	291	24	8.25	15									
Cherry Hill Dist 32	Total	108	10	9.26	9									
Cherry Hill Dist 33	Total	276	30	10.87	26									
Cherry Hill Dist 34	Total	257	24	9.34	18									
Cherry Hill Dist 35	Total	343	35	10.20	31	1								
Cherry Hill Dist 36	Total	244	12	4.92	10									
Cherry Hill Dist 37	Total	187	20	10.70	18									
Cherry Hill Dist 38	Total	122	6	4.92	6									
Cherry Hill Dist 39	Total	206	25	12.14	23									
Cherry Hill Dist 40	Total	171	14	8.19	11									

**State Senate 6th District - REP**

		Registered	Ballots Cast	Turnout (%)	John FOLEY	Write-In								
Cherry Hill Dist 41	Total	193	14	7.25	10									
Cherry Hill Dist 42	Total	179	31	17.32	24									
Cherry Hill Dist 43	Total	200	18	9.00	13									
Cherry Hill Dist 44	Total	241	19	7.88	17	1								
Cherry Hill Dist 45	Total	365	41	11.23	26									
Cherry Hill Dist 46	Total	254	21	8.27	14									
Cherry Hill Dist 47	Total	192	19	9.90	12									
Cherry Hill Dist 48	Total	86	6	6.98	5									
Cherry Hill Mail-In Ballot	Total	0	1337	0.00	1198	1								
Cherry Hill Provisional	Total	0	99	0.00	83									
Cherry Hill Emergency Ballots	Total	0	0	0.00										
<b>Cherry Hill Twp</b>	<b>Total</b>	<b>11174</b>	<b>2632</b>	<b>23.55</b>	<b>2196</b>	<b>6</b>								
Collingswood Dist 1	Total	109	16	14.68	14									
Collingswood Dist 2	Total	146	16	10.96	15									
Collingswood Dist 3	Total	98	10	10.20	7									
Collingswood Dist 4	Total	153	22	14.38	16									
Collingswood Dist 5	Total	94	8	8.51	7									
Collingswood Dist 6	Total	117	16	13.68	11									
Collingswood Dist 7	Total	162	25	15.43	18									
Collingswood Dist 8	Total	125	14	11.20	10									
Collingswood Dist 9	Total	184	25	13.59	18									
Collingswood Dist 10	Total	131	20	15.27	19									
Collingswood Dist 11	Total	130	19	14.62	15									
Collingswood Dist 12	Total	84	17	20.24	12									
Collingswood Mail-In Ballot	Total	0	115	0.00	102	2								
Collingswood Provisional	Total	0	12	0.00	10									
Collingswood Emergency Ballots	Total	0	0	0.00										
<b>Collingswood Borough</b>	<b>Total</b>	<b>1533</b>	<b>335</b>	<b>21.85</b>	<b>274</b>	<b>2</b>								
Gibbsboro Dist 1	Total	231	36	15.58	26									
Gibbsboro Dist 2	Total	199	25	12.56	18									
Gibbsboro Mail-In Ballot	Total	0	34	0.00	30									
Gibbsboro Provisional	Total	0	6	0.00	6									
Gibbsboro Emergency Ballots	Total	0	0	0.00										
<b>Gibbsboro Borough</b>	<b>Total</b>	<b>430</b>	<b>101</b>	<b>23.49</b>	<b>80</b>									
Haddon Twp Dist 1	Total	214	25	11.68	22									
Haddon Twp Dist 2	Total	127	12	9.45	11									
Haddon Twp Dist 3	Total	271	46	16.97	40									
Haddon Twp Dist 4	Total	131	22	16.79	19									
Haddon Twp Dist 5	Total	90	15	16.67	10									
Haddon Twp Dist 6	Total	165	29	17.58	25									
Haddon Twp Dist 7	Total	141	23	16.31	21									
Haddon Twp Dist 8	Total	147	20	13.61	17									

**State Senate 6th District - REP**

		Registered	Ballots Cast	Turnout (%)	John FOLEY	Write-In								
Haddon Twp Dist 9	Total	94	12	12.77	10									
Haddon Twp Dist 10	Total	148	18	12.16	13									
Haddon Twp Dist 11	Total	201	25	12.44	19									
Haddon Twp Dist 12	Total	311	34	10.93	27									
Haddon Twp Dist 13	Total	147	19	12.93	17									
Haddon Twp Dist 14	Total	151	23	15.23	16									
Haddon Twp Dist 15	Total	149	23	15.44	19									
Haddon Twp Mail-In Ballot	Total	0	252	0.00	228	1								
Haddon Twp Provisional	Total	0	25	0.00	21									
Haddon Twp Emergency Ballots	Total	0	0	0.00										
<b>Haddon Twp</b>	<b>Total</b>	<b>2487</b>	<b>623</b>	<b>25.05</b>	<b>535</b>	<b>1</b>								
Haddonfield Dist 1	Total	286	25	8.74	18									
Haddonfield Dist 2	Total	309	41	13.27	33									
Haddonfield Dist 3	Total	189	31	16.40	24									
Haddonfield Dist 4	Total	254	29	11.42	24									
Haddonfield Dist 5	Total	222	16	7.21	14									
Haddonfield Dist 6	Total	241	38	15.77	31									
Haddonfield Dist 7	Total	190	19	10.00	14									
Haddonfield Dist 8	Total	218	13	5.96	11									
Haddonfield Dist 9	Total	257	25	9.73	22									
Haddonfield Dist 10	Total	201	16	7.96	14									
Haddonfield Mail-In Ballot	Total	0	294	0.00	269	2								
Haddonfield Provisional	Total	0	28	0.00	21									
Haddonfield Emergency Ballots	Total	0	0	0.00										
<b>Haddonfield Borough</b>	<b>Total</b>	<b>2367</b>	<b>575</b>	<b>24.29</b>	<b>495</b>	<b>2</b>								
Hi-Nella Dist 1	Total	93	12	12.90	9									
Hi Nella Mail-In Ballot	Total	0	6	0.00	5									
Hi Nella Provisional	Total	0	0	0.00										
Hi Nella Emergency Ballots	Total	0	0	0.00										
<b>Hi-Nella Borough</b>	<b>Total</b>	<b>93</b>	<b>18</b>	<b>19.35</b>	<b>14</b>									
Merchantville Dist 1	Total	240	36	15.00	20									
Merchantville Dist 2	Total	143	30	20.98	21									
Merchantville Dist 3	Total	116	16	13.79	12									
Merchantville Mail-In Ballot	Total	0	49	0.00	39									
Merchantville Provisional	Total	0	1	0.00	1									
Merchantville Emergency Ballots	Total	0	0	0.00										
<b>Merchantville Borough</b>	<b>Total</b>	<b>499</b>	<b>132</b>	<b>26.45</b>	<b>93</b>									
Oaklyn Dist 1	Total	121	21	17.36	18									

**State Senate 6th District - REP**

		Registered	Ballots Cast	Turnout (%)	John FOLEY	Write-In								
Oaklyn Dist 2	Total	146	29	19.86	23									
Oaklyn Dist 3	Total	150	27	18.00	25									
Oaklyn Dist 4	Total	122	19	15.57	16									
Oaklyn Mail-In Ballot	Total	0	40	0.00	35									
Oaklyn Provisional	Total	0	7	0.00	6									
Oaklyn Emergency Ballots	Total	0	0	0.00										
Oaklyn Borough	Total	539	143	26.53	123									
Pennsauken Dist 1	Total	112	9	8.04	9									
Pennsauken Dist 2	Total	96	5	5.21	2									
Pennsauken Dist 3	Total	174	28	16.09	15									
Pennsauken Dist 4	Total	142	10	7.04	7									
Pennsauken Dist 5	Total	147	17	11.56	12									
Pennsauken Dist 6	Total	221	29	13.12	24									
Pennsauken Dist 7	Total	165	21	12.73	10									
Pennsauken Dist 8	Total	146	18	12.33	16									
Pennsauken Dist 9	Total	152	13	8.55	10									
Pennsauken Dist 10	Total	127	11	8.66	7									
Pennsauken Dist 11	Total	194	33	17.01	23									
Pennsauken Dist 12	Total	92	7	7.61	6									
Pennsauken Dist 13	Total	172	37	21.51	27									
Pennsauken Dist 14	Total	101	17	16.83	12									
Pennsauken Dist 15	Total	109	4	3.67	3									
Pennsauken Dist 16	Total	61	5	8.20	2									
Pennsauken Dist 17	Total	181	20	11.05	14									
Pennsauken Dist 18	Total	221	25	11.31	20									
Pennsauken Dist 19	Total	104	14	13.46	7	1								
Pennsauken Dist 20	Total	38	2	5.26	1									
Pennsauken Dist 21	Total	114	15	13.16	9									
Pennsauken Dist 22	Total	129	31	24.03	23									
Pennsauken Dist 23	Total	120	11	9.17	9									
Pennsauken Dist 24	Total	40	1	2.50	1									
Pennsauken Mail-In Ballot	Total	0	262	0.00	235	1								
Pennsauken Provisional	Total	0	26	0.00	20	1								
Pennsauken Emergency Ballots	Total	0	0	0.00										
Pennsauken Twp	Total	3158	671	21.25	524	3								
Somerdale Dist 1	Total	243	34	13.99	21									
Somerdale Dist 2	Total	137	17	12.41	13									
Somerdale Dist 3	Total	89	16	17.98	11									
Somerdale Dist 4	Total	122	18	14.75	14									
Somerdale Mail-In Ballot	Total	0	53	0.00	50									
Somerdale Provisional	Total	0	4	0.00	4									
Somerdale Emergency Ballots	Total	0	0	0.00										
Somerdale Borough	Total	591	142	24.03	113									

**State Senate 6th District - REP**

		Registered	Ballots Cast	Turnout (%)	John FOLEY	Write-In								
Stratford Dist 1	Total	159	22	13.84	21									
Stratford Dist 2	Total	205	36	17.56	26									
Stratford Dist 3	Total	153	36	23.53	30									
Stratford Dist 4	Total	234	31	13.25	26									
Stratford Dist 5	Total	74	7	9.46	3									
Stratford Dist 6	Total	187	9	4.81	6									
Stratford Mail-In Ballot	Total	0	106	0.00	94									
Stratford Provisional	Total	0	3	0.00	3									
Stratford Emergency Ballots	Total	0	0	0.00										
<b>Stratford Borough</b>	<b>Total</b>	<b>1012</b>	<b>250</b>	<b>24.70</b>	<b>209</b>									
Tavistock Dist 1	Total	2	0	0.00										
Tavistock Mail-In Ballot	Total	0	0	0.00										
Tavistock Provisional	Total	0	0	0.00										
Tavistock Emergency Ballots	Total	0	0	0.00										
<b>Tavistock Borough</b>	<b>Total</b>	<b>2</b>	<b>0</b>	<b>0.00</b>										
Voorhees Dist 1	Total	276	40	14.49	32									
Voorhees Dist 2	Total	309	51	16.50	36									
Voorhees Dist 3	Total	245	38	15.51	30	1								
Voorhees Dist 4	Total	235	23	9.79	18									
Voorhees Dist 5	Total	197	18	9.14	14									
Voorhees Dist 6	Total	306	38	12.42	32									
Voorhees Dist 7	Total	180	17	9.44	15									
Voorhees Dist 8	Total	279	22	7.89	16									
Voorhees Dist 9	Total	314	35	11.15	28									
Voorhees Dist 10	Total	189	20	10.58	15									
Voorhees Dist 11	Total	257	24	9.34	23									
Voorhees Dist 12	Total	217	24	11.06	20									
Voorhees Dist 13	Total	241	25	10.37	21									
Voorhees Dist 14	Total	176	28	15.91	25									
Voorhees Dist 15	Total	246	16	6.50	13									
Voorhees Dist 16	Total	206	17	8.25	15									
Voorhees Dist 17	Total	165	11	6.67	10									
Voorhees Dist 18	Total	168	8	4.76	8									
Voorhees Dist 19	Total	216	18	8.33	10									
Voorhees Mail-In Ballot	Total	0	526	0.00	466									
Voorhees Provisional	Total	0	31	0.00	26									
Voorhees Emergency Ballots	Total	0	0	0.00										
<b>Voorhees Twp</b>	<b>Total</b>	<b>4422</b>	<b>1030</b>	<b>23.29</b>	<b>873</b>	<b>1</b>								
Total - TC-Emergency		29233	0	0.00										
Total - TC-Machine		29233	3472	11.88	2665	7								
Total - TC-Mail-In Ballot		29233	3176	10.86	2841	8								
Total - TC-Provisional		29233	245	0.84	204	1								



**State Senate 6th District - REP**

	Registered	Ballots Cast	Turnout (%)	John FOLEY	Write-In									
Total - TC-Rejected Ballots	29233	0	0.00											
Contest Total	29233	6893	23.58	5710	16									

**State Senate 8th District - REP**

		Registered	Ballots Cast	Turnout (%)	Jean STANFIELD	Write-In								
Berlin Boro Dist 1	Total	271	44	16.24	33									
Berlin Boro Dist 2	Total	389	69	17.74	45	1								
Berlin Boro Dist 3	Total	372	41	11.02	28									
Berlin Boro Dist 4	Total	342	62	18.13	52	1								
Berlin Boro Dist 5	Total	171	28	16.37	22									
Berlin Boro Mail-In Ballot	Total	0	62	0.00	59									
Berlin Boro Provisional	Total	0	11	0.00	10									
Berlin Boro Emergency Ballots	Total	0	0	0.00										
Berlin Borough	Total	1545	317	20.52	249	2								
Pine Hill Dist 1	Total	142	22	15.49	20									
Pine Hill Dist 2	Total	233	24	10.30	17									
Pine Hill Dist 3	Total	246	31	12.60	20									
Pine Hill Dist 4	Total	121	18	14.88	12									
Pine Hill Dist 5	Total	261	37	14.18	27									
Pine Hill Dist 6	Total	89	11	12.36	5									
Pine Hill Mail-In Ballot	Total	0	104	0.00	98									
Pine Hill Provisional	Total	0	10	0.00	9									
Pine Hill Emergency Ballots	Total	0	0	0.00										
Pine Hill Borough	Total	1092	257	23.53	208									
Pine Valley Dist 1	Total	8	0	0.00										
Pine Valley Mail-In Ballot	Total	0	4	0.00	4									
Pine Valley Provisional	Total	0	0	0.00										
Pine Valley Emergency Ballots	Total	0	0	0.00										
Pine Valley Borough	Total	8	4	50.00	4									
Waterford Dist 1	Total	409	52	12.71	40									
Waterford Dist 2	Total	303	55	18.15	47									
Waterford Dist 3	Total	244	46	18.85	35									
Waterford Dist 4	Total	306	66	21.57	50									
Waterford Dist 5	Total	249	32	12.85	27									
Waterford Dist 6	Total	202	30	14.85	23									
Waterford Dist 7	Total	357	74	20.73	46									
Waterford Dist 8	Total	187	39	20.86	26									
Waterford Mail-In Ballot	Total	0	213	0.00	197									
Waterford Provisional	Total	0	21	0.00	16									
Waterford Emergency Ballots	Total	0	0	0.00										
Waterford Twp	Total	2257	628	27.82	507									
Total - TC-Emergency		4902	0	0.00										
Total - TC-Machine		4902	781	15.93	575	2								

**State Senate 8th District - REP**

	Registered	Ballots Cast	Turnout (%)	Jean STANFIELD	Write-In								
Total - TC-Mail-In Ballot	4902	383	7.81	358									
Total - TC-Provisional	4902	42	0.86	35									
Total - TC-Rejected Ballots	4902	0	0.00										
Contest Total	4902	1206	24.60	968	2								

**General Assembly 4th District - REP**

		Registered	Ballots Cast	Turnout (%)	Denise GONZALEZ	Write-In								
Chesilhurst Dist 1	Total	180	28	15.56	20	1								
Chesilhurst Mail-In Ballot	Total	0	23	0.00	19	3								
Chesilhurst Provisional	Total	0	0	0.00										
Chesilhurst Emergency Ballots	Total	0	0	0.00										
Chesilhurst Borough	Total	180	51	28.33	39	4								
Clementon Dist 1	Total	180	29	16.11	23									
Clementon Dist 2	Total	204	33	16.18	25	1								
Clementon Dist 3	Total	235	41	17.45	30									
Clementon Mail-In Ballot	Total	0	64	0.00	51	4								
Clementon Provisional	Total	0	4	0.00	3									
Clementon Emergency Ballots	Total	0	0	0.00										
Clementon Borough	Total	619	171	27.63	132	5								
Gloucester Twp Dist 1	Total	196	39	19.90	27	3								
Gloucester Twp Dist 2	Total	159	31	19.50	25	1								
Gloucester Twp Dist 3	Total	224	33	14.73	25	1								
Gloucester Twp Dist 4	Total	276	46	16.67	34									
Gloucester Twp Dist 5	Total	261	18	6.90	3	3								
Gloucester Twp Dist 6	Total	329	53	16.11	37	3								
Gloucester Twp Dist 7	Total	273	37	13.55	31	2								
Gloucester Twp Dist 8	Total	182	21	11.54	16	1								
Gloucester Twp Dist 9	Total	318	42	13.21	37	2								
Gloucester Twp Dist 10	Total	232	27	11.64	17	1								
Gloucester Twp Dist 11	Total	265	41	15.47	32	1								
Gloucester Twp Dist 12	Total	305	40	13.11	28									
Gloucester Twp Dist 13	Total	268	29	10.82	22	1								
Gloucester Twp Dist 14	Total	148	19	12.84	15									
Gloucester Twp Dist 15	Total	328	58	17.68	42	2								
Gloucester Twp Dist 16	Total	324	49	15.12	34									
Gloucester Twp Dist 17	Total	319	27	8.46	20									
Gloucester Twp Dist 18	Total	258	30	11.63	21	1								
Gloucester Twp Dist 19	Total	291	28	9.62	20									
Gloucester Twp Dist 20	Total	249	25	10.04	21	2								
Gloucester Twp Dist 21	Total	172	23	13.37	18									
Gloucester Twp Dist 22	Total	196	28	14.29	21									
Gloucester Twp Dist 23	Total	153	14	9.15	11									
Gloucester Twp Dist 24	Total	325	53	16.31	36	2								
Gloucester Twp Dist 25	Total	276	45	16.30	32	2								
Gloucester Twp Dist 26	Total	210	31	14.76	25									
Gloucester Twp Dist 27	Total	250	39	15.60	33	1								
Gloucester Twp Dist 28	Total	166	32	19.28	26	1								
Gloucester Twp Dist 29	Total	305	36	11.80	29	1								
Gloucester Twp Dist 30	Total	323	59	18.27	38									
Gloucester Twp Dist 31	Total	193	32	16.58	24	2								

**General Assembly 4th District - REP**

		Registered	Ballots Cast	Turnout (%)	Denise GONZALEZ	Write-In							
Gloucester Twp Dist 32	Total	281	41	14.59	31	1							
Gloucester Twp Dist 33	Total	180	16	8.89	13								
Gloucester Twp Dist 34	Total	188	19	10.11	16								
Gloucester Twp Dist 35	Total	267	30	11.24	18								
Gloucester Twp Dist 36	Total	189	20	10.58	13								
Gloucester Twp Dist 37	Total	45	5	11.11	3								
Gloucester Twp Dist 38	Total	119	17	14.29	10								
Gloucester Twp Dist 39	Total	125	16	12.80	15								
Gloucester Twp Dist 40	Total	240	34	14.17	29								
Gloucester Twp Mail-In Ballot	Total	0	1011	0.00	887	25							
Gloucester Twp Provisional	Total	0	76	0.00	65	5							
Gloucester Twp Emergency Ballots	Total	0	0	0.00									
<b>Gloucester Twp</b>	<b>Total</b>	<b>9408</b>	<b>2370</b>	<b>25.19</b>	<b>1900</b>	<b>64</b>							
Laurel Springs Dist 1	Total	158	21	13.29	14								
Laurel Springs Dist 2	Total	196	25	12.76	18	1							
Laurel Springs Mail-In Ballot	Total	0	35	0.00	28								
Laurel Springs Provisional	Total	0	0	0.00									
Laurel Springs Emergency Ballots	Total	0	0	0.00									
<b>Laurel Springs Borough</b>	<b>Total</b>	<b>354</b>	<b>81</b>	<b>22.88</b>	<b>60</b>	<b>1</b>							
Lindenwold Dist 1	Total	203	25	12.32	17								
Lindenwold Dist 2	Total	190	26	13.68	22								
Lindenwold Dist 3	Total	117	28	23.93	20	1							
Lindenwold Dist 4	Total	188	24	12.77	18	1							
Lindenwold Dist 5	Total	80	4	5.00	3								
Lindenwold Dist 6	Total	116	9	7.76	8								
Lindenwold Dist 7	Total	71	0	0.00									
Lindenwold Dist 8	Total	137	11	8.03	9								
Lindenwold Dist 9	Total	93	18	19.35	13								
Lindenwold Mail-In Ballot	Total	0	107	0.00	91	1							
Lindenwold Provisional	Total	0	11	0.00	8								
Lindenwold Emergency Ballots	Total	0	0	0.00									
<b>Lindenwold Borough</b>	<b>Total</b>	<b>1195</b>	<b>263</b>	<b>22.01</b>	<b>209</b>	<b>3</b>							
Winslow W1 D1	Total	357	62	17.37	51	8							
Winslow W1 D2	Total	399	75	18.80	56	1							
Winslow W1 D3	Total	225	33	14.67	25								
Winslow W1 D4	Total	340	64	18.82	45	6							
Winslow W1 D5	Total	368	54	14.67	43								
Winslow W1 D6	Total	123	22	17.89	19								
Winslow Ward 1 Mail-In Ballot	Total	0	230	0.00	189								

General Assembly 4th District - REP

		Registered	Ballots Cast	Turnout (%)	Denise GONZALEZ	Write-In								
Winslow Ward 1 Provisional	Total	0	34	0.00	25	1								
Winslow W1 Emergency Ballots	Total	0	0	0.00										
Winslow W2 D1	Total	192	26	13.54	22									
Winslow W2 D2	Total	219	32	14.61	23	3								
Winslow W2 D3	Total	423	64	15.13	49	3								
Winslow W2 D4	Total	243	48	19.75	35									
Winslow W2 D5	Total	283	61	21.55	46	4								
Winslow W2 D6	Total	98	15	15.31	12									
Winslow Ward 2 Mail-In Ballot	Total	0	174	0.00	134	9								
Winslow Ward 2 Provisional	Total	0	19	0.00	14									
Winslow W2 Mail-In Ballot Rejected	Total	0	0	0.00										
Winslow W2 Provisional Rejected	Total	0	0	0.00										
Winslow W2 Emergency Ballots	Total	0	0	0.00										
Winslow W3 D1	Total	92	15	16.30	11									
Winslow W3 D2	Total	65	4	6.15	3									
Winslow W3 D3	Total	88	7	7.95	4									
Winslow W3 D4	Total	98	15	15.31	9	2								
Winslow W3 D5	Total	84	12	14.29	6									
Winslow Ward 3 Mail-In Ballot	Total	0	41	0.00	38									
Winslow Ward 3 Provisional	Total	0	1	0.00	1									
Winslow W3 Mail-In Ballot Rejected	Total	0	0	0.00										
Winslow W3 Provisional Rejected	Total	0	0	0.00										
Winslow W3 Emergency Ballots	Total	0	0	0.00										
Winslow W4 D1	Total	193	44	22.80	33									
Winslow W4 D2	Total	212	15	7.08	12									
Winslow W4 D3	Total	288	32	11.11	22									
Winslow W4 D4	Total	205	29	14.15	22	1								
Winslow W4 D5	Total	204	32	15.69	26	1								
Winslow Ward 4 Mail-In Ballot	Total	0	100	0.00	95	1								
Winslow Ward 4 Provisional	Total	0	15	0.00	11									
Winslow W4 Mail-In Ballot Rejected	Total	0	0	0.00										
Winslow W4 Provisional Rejected	Total	0	0	0.00										
Winslow W4 Emergency Ballots	Total	0	0	0.00										
Winslow Twp	Total	4799	1375	28.65	1081	40								
Total - TC-Emergency		16555	0	0.00										
Total - TC-Machine		16555	2366	14.29	1762	68								
Total - TC-Mail-In Ballot		16555	1785	10.78	1532	43								
Total - TC-Provisional		16555	160	0.97	127	6								
Total - TC-Rejected Ballots		16555	0	0.00										

**General Assembly 4th District - REP**

		Registered	Ballots Cast	Turnout (%)	Denise GONZALEZ	Write-In								
Contest Total		16555	4311	26.04	3421	117								

**General Assembly 5th District - REP**

		Registered	Ballots Cast	Turnout (%)	Sean SEPSEY	Samuel DI MATTEO	Write-In							
Audubon Boro Dist 1	Total	159	27	16.98	22	24								
Audubon Boro Dist 2	Total	137	32	23.36	24	25								
Audubon Boro Dist 3	Total	196	30	15.31	20	22								
Audubon Boro Dist 4	Total	119	19	15.97	18	18								
Audubon Boro Dist 5	Total	202	24	11.88	18	19								
Audubon Boro Dist 6	Total	240	35	14.58	26	27								
Audubon Boro Dist 7	Total	176	30	17.05	21	17								
Audubon Boro Dist 8	Total	177	20	11.30	12	14								
Audubon Boro Mail-In Ballot	Total	0	113	0.00	95	97								
Audubon Boro Provisional	Total	0	11	0.00	8	8								
Audubon Boro Emergency Ballots	Total	0	0	0.00										
Audubon Borough	Total	1406	341	24.25	264	271								
Audubon Park Dist 1	Total	136	41	30.15	27	30								
Audubon Park Mail-In Ballot	Total	0	11	0.00	11	11								
Audubon Park Provisional	Total	0	4	0.00	2	1								
Audubon Park Emergency Ballots	Total	0	0	0.00										
Audubon Park Borough	Total	136	56	41.18	40	42								
Barrington Dist 1	Total	267	40	14.98	35	39								
Barrington Dist 2	Total	215	31	14.42	26	24								
Barrington Dist 3	Total	227	30	13.22	28	27								
Barrington Dist 4	Total	258	40	15.50	31	32								
Barrington Dist 5	Total	118	9	7.63	7	7								
Barrington Mail-In Ballot	Total	0	116	0.00	104	106								
Barrington Provisional	Total	0	11	0.00	8	7								
Barrington Emergency Ballots	Total	0	0	0.00										
Barrington Borough	Total	1085	277	25.53	239	242								
Bellmawr Dist 1	Total	253	48	18.97	30	31								
Bellmawr Dist 2	Total	264	31	11.74	19	18								
Bellmawr Dist 3	Total	232	33	14.22	23	27								
Bellmawr Dist 4	Total	156	35	22.44	23	25								
Bellmawr Dist 5	Total	179	24	13.41	23	22								
Bellmawr Dist 6	Total	205	26	12.68	15	19								
Bellmawr Dist 7	Total	192	33	17.19	27	27								
Bellmawr Mail-In Ballot	Total	0	117	0.00	99	102								
Bellmawr Provisional	Total	0	16	0.00	9	11								
Bellmawr Emergency Ballots	Total	0	0	0.00										
Bellmawr Borough	Total	1481	363	24.51	268	282								



**General Assembly 5th District - REP**

		Registered	Ballots Cast	Turnout (%)	Sean SEPSEY	Samuel DI MATTEO	Write-In							
Brooklawn Dist 1	Total	219	45	20.55	34	35								
Brooklawn Mail-In Ballot	Total	0	10	0.00	9	9								
Brooklawn Provisional	Total	0	1	0.00										
Brooklawn Emergency Ballots	Total	0	0	0.00										
Brooklawn Borough	Total	219	56	25.57	43	44								
Camden City W1 D1	Total	18	2	11.11										
Camden City W1 D2	Total	50	5	10.00	3	3								
Camden City W1 D3	Total	49	2	4.08	2	2								
Camden City W1 D4	Total	46	3	6.52										
Camden City W1 D5	Total	83	1	1.20	1									
Camden City W1 D6	Total	65	2	3.08	2	2								
Camden City W1 D7	Total	43	0	0.00										
Camden City W1 D8	Total	32	1	3.13	1	1								
Camden City W1 D9	Total	56	2	3.57	2	2								
Camden City W1 D10	Total	72	0	0.00										
Camden City Ward 1 Mail-In Ballot	Total	0	16	0.00	10	13								
Camden City Ward 1 Provisional	Total	0	3	0.00	1	3								
Camden City W1 Emergency Ballots	Total	0	0	0.00										
Camden City W2 D1	Total	20	2	10.00	1	1								
Camden City W2 D2	Total	34	4	11.76	3	2								
Camden City W2 D3	Total	34	0	0.00										
Camden City W2 D4	Total	45	5	11.11										
Camden City W2 D5	Total	32	1	3.13	1	1								
Camden City W2 D6	Total	63	3	4.76	2	2								
Camden City W2 D7	Total	36	0	0.00										
Camden City W2 D8	Total	82	1	1.22	1									
Camden City W2 D9	Total	82	3	3.66	1	3								
Camden City W2 D10	Total	35	0	0.00										
Camden City W2 D11	Total	36	0	0.00										
Camden City Ward 2 Mail-In Ballot	Total	0	12	0.00	8	7								
Camden City Ward 2 Provisional	Total	0	4	0.00	2	3								
Camden City W2 Emergency Ballots	Total	0	0	0.00										
Camden City W3 D1	Total	56	2	3.57	1	1								
Camden City W3 D2	Total	97	5	5.15	3	3								
Camden City W3 D3	Total	48	3	6.25	3	3								
Camden City W3 D4	Total	52	1	1.92	1	1								
Camden City W3 D5	Total	50	0	0.00										
Camden City W3 D6	Total	42	3	7.14	2	2								
Camden City W3 D7	Total	79	0	0.00										
Camden City W3 D8	Total	97	2	2.06	2	2								
Camden City W3 D9	Total	79	0	0.00										

**General Assembly 5th District - REP**

		Registered	Ballots Cast	Turnout (%)	Sean SEPSEY	Samuel DI MATTEO	Write-In						
Camden City Ward 3 Mail-In Ballot	Total	0	13	0.00	11	11							
Camden City Ward 3 Provisional	Total	0	2	0.00	2	1							
Camden City W3 Emergency Ballots	Total	0	0	0.00									
Camden City W4 D1	Total	41	0	0.00									
Camden City W4 D2	Total	49	1	2.04									
Camden City W4 D3	Total	67	1	1.49	1	1							
Camden City W4 D4	Total	58	1	1.72	1	1							
Camden City W4 D5	Total	54	2	3.70	1	2							
Camden City W4 D6	Total	70	4	5.71	2	2							
Camden City W4 D7	Total	58	2	3.45									
Camden City W4 D8	Total	77	2	2.60		1							
Camden City W4 D9	Total	54	7	12.96	6	6							
Camden City W4 D10	Total	72	3	4.17	2	2							
Camden City Ward 4 Provisional	Total	0	2	0.00	1	1							
Camden City W4 Emergency Ballots	Total	0	0	0.00									
<b>Camden City</b>	<b>Total</b>	<b>2213</b>	<b>128</b>	<b>5.78</b>	<b>80</b>	<b>85</b>							
Gloucester City W1 D1	Total	126	8	6.35	6	7							
Gloucester City W1 D2	Total	107	11	10.28	9	9							
Gloucester City W1 D3	Total	141	18	12.77	11	13							
Gloucester City Ward 1 Mail-In Ballot	Total	0	28	0.00	25	25							
Gloucester City Ward 1 Provisional	Total	0	1	0.00		1							
Gloucester City W1 Emergency Ballots	Total	0	0	0.00									
Gloucester City W2 D1	Total	102	18	17.65	11	12							
Gloucester City W2 D2	Total	161	21	13.04	19	20							
Gloucester City W2 D3	Total	157	9	5.73	6	7							
Gloucester City Ward 2 Mail-In Ballot	Total	0	28	0.00	22	22							
Gloucester City Ward 2 Provisional	Total	0	5	0.00	5	5							
Gloucester City W2 Emergency Ballots	Total	0	0	0.00									
Gloucester City W3 D1	Total	169	25	14.79	17	18							
Gloucester City W3 D2	Total	212	27	12.74	20	20							
Gloucester City Ward 3 Mail-In Ballot	Total	0	32	0.00	26	29							
Gloucester City Ward 3 Provisional	Total	0	4	0.00	3	3							
Gloucester City W3 Emergency Ballots	Total	0	0	0.00									
<b>Gloucester City</b>	<b>Total</b>	<b>1175</b>	<b>235</b>	<b>20.00</b>	<b>180</b>	<b>191</b>							

**General Assembly 5th District - REP**

		Registered	Ballots Cast	Turnout (%)	Sean SEPSEY	Samuel DI MATTEO	Write-In						
Haddon Heights Dist 1	Total	186	33	17.74	27	28							
Haddon Heights Dist 2	Total	118	17	14.41	13	13							
Haddon Heights Dist 3	Total	260	32	12.31	20	23							
Haddon Heights Dist 4	Total	167	28	16.77	22	23							
Haddon Heights Dist 5	Total	203	31	15.27	23	23							
Haddon Heights Dist 6	Total	251	40	15.94	34	36							
Haddon Heights Dist 7	Total	244	34	13.93	31	30							
Haddon Heights Mail-In Ballot	Total	0	159	0.00	142	143							
Haddon Heights Provisional	Total	0	9	0.00	9	9							
Haddon Heights Emergency Ballots	Total	0	0	0.00									
<b>Haddon Heights Borough</b>	<b>Total</b>	<b>1429</b>	<b>383</b>	<b>26.80</b>	<b>321</b>	<b>328</b>							
Lawnside Dist 1	Total	43	4	9.30	3	3							
Lawnside Dist 2	Total	48	2	4.17	1	1							
Lawnside Mail-In Ballot	Total	0	10	0.00	8	8							
Lawnside Provisional	Total	0	0	0.00									
Lawnside Emergency Ballots	Total	0	0	0.00									
<b>Lawnside Borough</b>	<b>Total</b>	<b>91</b>	<b>16</b>	<b>17.58</b>	<b>12</b>	<b>12</b>							
Magnolia Dist 1	Total	127	21	16.54	15	16							
Magnolia Dist 2	Total	129	16	12.40	12	12							
Magnolia Dist 3	Total	170	23	13.53	18	18							
Magnolia Dist 4	Total	158	26	16.46	22	21							
Magnolia Mail-In Ballot	Total	0	50	0.00	37	38							
Magnolia Provisional	Total	0	5	0.00	4	4							
Magnolia Emergency Ballots	Total	0	0	0.00									
<b>Magnolia Borough</b>	<b>Total</b>	<b>584</b>	<b>141</b>	<b>24.14</b>	<b>108</b>	<b>109</b>							
Mt Ephraim Dist 1	Total	155	26	16.77	18	19							
Mt Ephraim Dist 2	Total	179	29	16.20	21	22							
Mt Ephraim Dist 3	Total	211	32	15.17	20	23							
Mt Ephraim Dist 4	Total	164	22	13.41	11	14							
Mt. Ephraim Mail-In Ballot	Total	0	58	0.00	43	45							
Mt. Ephraim Provisional	Total	0	4	0.00	2	3							
Mt. Ephraim Emergency Ballots	Total	0	0	0.00									
<b>Mount Ephraim Borough</b>	<b>Total</b>	<b>709</b>	<b>171</b>	<b>24.12</b>	<b>115</b>	<b>126</b>							
Runnemede Dist 1	Total	167	19	11.38	13	15							
Runnemede Dist 2	Total	179	38	21.23	28	30							
Runnemede Dist 3	Total	134	18	13.43	16	17							
Runnemede Dist 4	Total	166	24	14.46	17	18							

**General Assembly 5th District - REP**

		Registered	Ballots Cast	Turnout (%)	Sean SEPSEY	Samuel DI MATTIO	Write-In						
Runnemed Dist 5	Total	251	28	11.16	18	18							
Runnemed Dist 6	Total	210	34	16.19	25	26	1						
Runnemed Mail-In Ballot	Total	0	130	0.00	98	105	3						
Runnemed Provisional	Total	0	16	0.00	12	15							
Runnemed Emergency Ballots	Total	0	0	0.00									
Runnemed Borough	Total	1107	307	27.73	227	244	4						
Woodlynne Dist 1	Total	61	9	14.75	8	8							
Woodlynne Dist 2	Total	58	6	10.34	2	2							
Woodlynne Mail-In Ballot	Total	0	11	0.00	10	10							
Woodlynne Provisional	Total	0	0	0.00									
Woodlynne Emergency Ballots	Total	0	0	0.00									
Woodlynne Borough	Total	119	26	21.85	20	20							
Total - TC-Emergency		11754	0	0.00									
Total - TC-Machine		11754	1488	12.66	1091	1140	1						
Total - TC-Mail-In Ballot		11754	914	7.78	758	781	3						
Total - TC-Provisional		11754	98	0.83	68	75							
Total - TC-Rejected Ballots		11754	0	0.00									
Contest Total		11754	2500	21.27	1917	1996	4						

**General Assembly 6th District - REP**

		Registered	Ballots Cast	Turnout (%)	Ed FARMER	Richard SUPER	Write-In							
Berlin Twp Dist 1	Total	408	63	15.44	55	50								
Berlin Twp Dist 2	Total	131	19	14.50	11	7								
Berlin Twp Dist 3	Total	145	18	12.41	10	9								
Berlin Twp Dist 4	Total	242	36	14.88	18	18								
Berlin Twp Mail-In Ballot	Total	0	102	0.00	88	85								
Berlin Twp Provisional	Total	0	3	0.00	3	3								
Berlin Twp Emergency Ballots	Total	0	0	0.00										
Berlin Township	Total	926	241	26.03	185	172								
Cherry Hill Dist 1	Total	235	42	17.87	32	33								
Cherry Hill Dist 2	Total	239	39	16.32	31	30								
Cherry Hill Dist 3	Total	224	26	11.61	19	19								
Cherry Hill Dist 4	Total	271	35	12.92	25	24								
Cherry Hill Dist 5	Total	231	27	11.69	18	19	1							
Cherry Hill Dist 6	Total	198	27	13.64	18	17								
Cherry Hill Dist 7	Total	203	21	10.34	17	17								
Cherry Hill Dist 8	Total	163	20	12.27	14	13								
Cherry Hill Dist 9	Total	404	29	7.18	26	26								
Cherry Hill Dist 10	Total	183	31	16.94	24	24								
Cherry Hill Dist 11	Total	270	32	11.85	25	24								
Cherry Hill Dist 12	Total	283	34	12.01	26	25								
Cherry Hill Dist 13	Total	313	33	10.54	27	27								
Cherry Hill Dist 14	Total	196	29	14.80	22	21								
Cherry Hill Dist 15	Total	233	31	13.30	21	22								
Cherry Hill Dist 16	Total	138	9	6.52	8	8								
Cherry Hill Dist 17	Total	234	22	9.40	14	12								
Cherry Hill Dist 18	Total	188	20	10.64	13	11	2							
Cherry Hill Dist 19	Total	193	23	11.92	18	17								
Cherry Hill Dist 20	Total	483	57	11.80	44	41								
Cherry Hill Dist 21	Total	259	35	13.51	30	27								
Cherry Hill Dist 22	Total	298	20	6.71	14	13								
Cherry Hill Dist 23	Total	266	30	11.28	20	19								
Cherry Hill Dist 24	Total	251	19	7.57	14	14								
Cherry Hill Dist 25	Total	221	27	12.22	22	20								
Cherry Hill Dist 26	Total	310	29	9.35	25	24								
Cherry Hill Dist 27	Total	205	22	10.73	20	20								
Cherry Hill Dist 28	Total	199	20	10.05	17	18								
Cherry Hill Dist 29	Total	271	29	10.70	21	18								
Cherry Hill Dist 30	Total	97	9	9.28	8	8								
Cherry Hill Dist 31	Total	291	24	8.25	13	13								
Cherry Hill Dist 32	Total	108	10	9.26	9	7								
Cherry Hill Dist 33	Total	276	30	10.87	25	25								
Cherry Hill Dist 34	Total	257	24	9.34	18	17								
Cherry Hill Dist 35	Total	343	35	10.20	32	31								
Cherry Hill Dist 36	Total	244	12	4.92	9	9								
Cherry Hill Dist 37	Total	187	20	10.70	19	18								
Cherry Hill Dist 38	Total	122	6	4.92	6	6								
Cherry Hill Dist 39	Total	206	25	12.14	23	23								

**General Assembly 6th District - REP**

		Registered	Ballots Cast	Turnout (%)	Ed FARMER	Richard SUPER	Write-In							
Cherry Hill Dist 40	Total	171	14	8.19	11	10								
Cherry Hill Dist 41	Total	193	14	7.25	10	10								
Cherry Hill Dist 42	Total	179	31	17.32	24	21								
Cherry Hill Dist 43	Total	200	18	9.00	13	12								
Cherry Hill Dist 44	Total	241	19	7.88	16	15	2							
Cherry Hill Dist 45	Total	365	41	11.23	27	26								
Cherry Hill Dist 46	Total	254	21	8.27	15	13								
Cherry Hill Dist 47	Total	192	19	9.90	13	12								
Cherry Hill Dist 48	Total	86	6	6.98	4	4								
Cherry Hill Mail-In Ballot	Total	0	1337	0.00	1189	1172	3							
Cherry Hill Provisional	Total	0	99	0.00	81	80								
Cherry Hill Emergency Ballots	Total	0	0	0.00										
<b>Cherry Hill Twp</b>	<b>Total</b>	<b>11174</b>	<b>2632</b>	<b>23.55</b>	<b>2190</b>	<b>2135</b>	<b>8</b>							
Collingswood Dist 1	Total	109	16	14.68	13	13								
Collingswood Dist 2	Total	146	16	10.96	15	15								
Collingswood Dist 3	Total	98	10	10.20	5	6								
Collingswood Dist 4	Total	153	22	14.38	18	17								
Collingswood Dist 5	Total	94	8	8.51	7	7								
Collingswood Dist 6	Total	117	16	13.68	11	12								
Collingswood Dist 7	Total	162	25	15.43	19	19								
Collingswood Dist 8	Total	125	14	11.20	11	10								
Collingswood Dist 9	Total	184	25	13.59	17	16								
Collingswood Dist 10	Total	131	20	15.27	20	18								
Collingswood Dist 11	Total	130	19	14.62	15	15								
Collingswood Dist 12	Total	84	17	20.24	13	12								
Collingswood Mail-In Ballot	Total	0	115	0.00	99	100	3							
Collingswood Provisional	Total	0	12	0.00	10	10								
Collingswood Emergency Ballots	Total	0	0	0.00										
<b>Collingswood Borough</b>	<b>Total</b>	<b>1533</b>	<b>335</b>	<b>21.85</b>	<b>273</b>	<b>270</b>	<b>3</b>							
Gibbsboro Dist 1	Total	231	36	15.58	27	25								
Gibbsboro Dist 2	Total	199	25	12.56	18	15								
Gibbsboro Mail-In Ballot	Total	0	34	0.00	27	25								
Gibbsboro Provisional	Total	0	6	0.00	6	6								
Gibbsboro Emergency Ballots	Total	0	0	0.00										
<b>Gibbsboro Borough</b>	<b>Total</b>	<b>430</b>	<b>101</b>	<b>23.49</b>	<b>78</b>	<b>71</b>								
Haddon Twp Dist 1	Total	214	25	11.68	21	22								
Haddon Twp Dist 2	Total	127	12	9.45	10	10								
Haddon Twp Dist 3	Total	271	46	16.97	36	35								
Haddon Twp Dist 4	Total	131	22	16.79	18	19								
Haddon Twp Dist 5	Total	90	15	16.67	10	10								
Haddon Twp Dist 6	Total	165	29	17.58	24	24								

**General Assembly 6th District - REP**

		Registered	Ballots Cast	Turnout (%)	Ed FARMER	Richard SUPER	Write-In						
Haddon Twp Dist 7	Total	141	23	16.31	19	18							
Haddon Twp Dist 8	Total	147	20	13.61	18	15							
Haddon Twp Dist 9	Total	94	12	12.77	10	10							
Haddon Twp Dist 10	Total	148	18	12.16	14	13							
Haddon Twp Dist 11	Total	201	25	12.44	18	17							
Haddon Twp Dist 12	Total	311	34	10.93	24	25							
Haddon Twp Dist 13	Total	147	19	12.93	18	18							
Haddon Twp Dist 14	Total	151	23	15.23	17	15							
Haddon Twp Dist 15	Total	149	23	15.44	20	18							
Haddon Twp Mail-In Ballot	Total	0	252	0.00	220	216	1						
Haddon Twp Provisional	Total	0	25	0.00	20	18							
Haddon Twp Emergency Ballots	Total	0	0	0.00									
<b>Haddon Twp</b>	<b>Total</b>	<b>2487</b>	<b>623</b>	<b>25.05</b>	<b>517</b>	<b>503</b>	<b>1</b>						
Haddonfield Dist 1	Total	286	25	8.74	19	17							
Haddonfield Dist 2	Total	309	41	13.27	35	35							
Haddonfield Dist 3	Total	189	31	16.40	24	24							
Haddonfield Dist 4	Total	254	29	11.42	23	25							
Haddonfield Dist 5	Total	222	16	7.21	12	13							
Haddonfield Dist 6	Total	241	38	15.77	31	30							
Haddonfield Dist 7	Total	190	19	10.00	14	12							
Haddonfield Dist 8	Total	218	13	5.96	12	12							
Haddonfield Dist 9	Total	257	25	9.73	21	20							
Haddonfield Dist 10	Total	201	16	7.96	14	14							
Haddonfield Mail-In Ballot	Total	0	294	0.00	262	262	6						
Haddonfield Provisional	Total	0	28	0.00	22	21							
Haddonfield Emergency Ballots	Total	0	0	0.00									
<b>Haddonfield Borough</b>	<b>Total</b>	<b>2367</b>	<b>575</b>	<b>24.29</b>	<b>489</b>	<b>485</b>	<b>6</b>						
Hi-Nella Dist 1	Total	93	12	12.90	10	9							
Hi Nella Mail-In Ballot	Total	0	6	0.00	5	5	2						
Hi Nella Provisional	Total	0	0	0.00									
Hi Nella Emergency Ballots	Total	0	0	0.00									
<b>Hi-Nella Borough</b>	<b>Total</b>	<b>93</b>	<b>18</b>	<b>19.35</b>	<b>15</b>	<b>14</b>	<b>2</b>						
Merchantville Dist 1	Total	240	36	15.00	24	23							
Merchantville Dist 2	Total	143	30	20.98	22	22							
Merchantville Dist 3	Total	116	16	13.79	12	12							
Merchantville Mail-In Ballot	Total	0	49	0.00	39	37							
Merchantville Provisional	Total	0	1	0.00	1	1							
Merchantville Emergency Ballots	Total	0	0	0.00									
<b>Merchantville Borough</b>	<b>Total</b>	<b>499</b>	<b>132</b>	<b>26.45</b>	<b>98</b>	<b>95</b>							

**General Assembly 6th District - REP**

		Registered	Ballots Cast	Turnout (%)	Ed FARMER	Richard SUPER	Write-In							
Oaklyn Dist 1	Total	121	21	17.36	19	18								
Oaklyn Dist 2	Total	146	29	19.86	22	23								
Oaklyn Dist 3	Total	150	27	18.00	25	22								
Oaklyn Dist 4	Total	122	19	15.57	17	16								
Oaklyn Mail-In Ballot	Total	0	40	0.00	34	33								
Oaklyn Provisional	Total	0	7	0.00	6	6								
Oaklyn Emergency Ballots	Total	0	0	0.00										
<b>Oaklyn Borough</b>	<b>Total</b>	<b>539</b>	<b>143</b>	<b>26.53</b>	<b>123</b>	<b>118</b>								
Pennsauken Dist 1	Total	112	9	8.04	9	8								
Pennsauken Dist 2	Total	96	5	5.21	3	3								
Pennsauken Dist 3	Total	174	28	16.09	18	18								
Pennsauken Dist 4	Total	142	10	7.04	5	6								
Pennsauken Dist 5	Total	147	17	11.56	13	12								
Pennsauken Dist 6	Total	221	29	13.12	21	22								
Pennsauken Dist 7	Total	165	21	12.73	14	15								
Pennsauken Dist 8	Total	146	18	12.33	16	14								
Pennsauken Dist 9	Total	152	13	8.55	12	10								
Pennsauken Dist 10	Total	127	11	8.66	8	7								
Pennsauken Dist 11	Total	194	33	17.01	22	23								
Pennsauken Dist 12	Total	92	7	7.61	6	6								
Pennsauken Dist 13	Total	172	37	21.51	26	25								
Pennsauken Dist 14	Total	101	17	16.83	12	12								
Pennsauken Dist 15	Total	109	4	3.67	3	2								
Pennsauken Dist 16	Total	61	5	8.20	2	2								
Pennsauken Dist 17	Total	181	20	11.05	15	15								
Pennsauken Dist 18	Total	221	25	11.31	21	20								
Pennsauken Dist 19	Total	104	14	13.46	6	7	1							
Pennsauken Dist 20	Total	38	2	5.26	1	1								
Pennsauken Dist 21	Total	114	15	13.16	10	9								
Pennsauken Dist 22	Total	129	31	24.03	24	23								
Pennsauken Dist 23	Total	120	11	9.17	9	9								
Pennsauken Dist 24	Total	40	1	2.50	1									
Pennsauken Mail-In Ballot	Total	0	262	0.00	231	228	2							
Pennsauken Provisional	Total	0	26	0.00	23	18								
Pennsauken Emergency Ballots	Total	0	0	0.00										
<b>Pennsauken Twp</b>	<b>Total</b>	<b>3158</b>	<b>671</b>	<b>21.25</b>	<b>531</b>	<b>515</b>	<b>3</b>							
Somerdale Dist 1	Total	243	34	13.99	20	19								
Somerdale Dist 2	Total	137	17	12.41	13	12								
Somerdale Dist 3	Total	89	16	17.98	11	10								
Somerdale Dist 4	Total	122	18	14.75	14	14								
Somerdale Mail-In Ballot	Total	0	53	0.00	50	50								
Somerdale Provisional	Total	0	4	0.00	4	4								



**General Assembly 6th District - REP**

		Registered	Ballots Cast	Turnout (%)	Ed FARMER	Richard SUPER	Write-In							
Somerdale Emergency Ballots	Total	0	0	0.00										
Somerdale Borough	Total	591	142	24.03	112	109								
Stratford Dist 1	Total	159	22	13.84	21	21								
Stratford Dist 2	Total	205	36	17.56	27	25	1							
Stratford Dist 3	Total	153	36	23.53	31	27								
Stratford Dist 4	Total	234	31	13.25	26	23								
Stratford Dist 5	Total	74	7	9.46	4	4								
Stratford Dist 6	Total	187	9	4.81	5	5								
Stratford Mail-In Ballot	Total	0	106	0.00	94	90								
Stratford Provisional	Total	0	3	0.00	3	3								
Stratford Emergency Ballots	Total	0	0	0.00										
Stratford Borough	Total	1012	250	24.70	211	198	1							
Tavistock Dist 1	Total	2	0	0.00										
Tavistock Mail-In Ballot	Total	0	0	0.00										
Tavistock Provisional	Total	0	0	0.00										
Tavistock Emergency Ballots	Total	0	0	0.00										
Tavistock Borough	Total	2	0	0.00										
Voorhees Dist 1	Total	276	40	14.49	30	33								
Voorhees Dist 2	Total	309	51	16.50	36	37								
Voorhees Dist 3	Total	245	38	15.51	31	29	2							
Voorhees Dist 4	Total	235	23	9.79	20	17								
Voorhees Dist 5	Total	197	18	9.14	15	12								
Voorhees Dist 6	Total	306	38	12.42	35	33								
Voorhees Dist 7	Total	180	17	9.44	15	14								
Voorhees Dist 8	Total	279	22	7.89	17	18								
Voorhees Dist 9	Total	314	35	11.15	27	24								
Voorhees Dist 10	Total	189	20	10.58	14	15								
Voorhees Dist 11	Total	257	24	9.34	23	23								
Voorhees Dist 12	Total	217	24	11.06	20	19								
Voorhees Dist 13	Total	241	25	10.37	22	22								
Voorhees Dist 14	Total	176	28	15.91	26	26								
Voorhees Dist 15	Total	246	16	6.50	13	13								
Voorhees Dist 16	Total	206	17	8.25	16	15								
Voorhees Dist 17	Total	165	11	6.67	10	9								
Voorhees Dist 18	Total	168	8	4.76	8	8								
Voorhees Dist 19	Total	216	18	8.33	10	12								
Voorhees Mail-In Ballot	Total	0	526	0.00	461	453								
Voorhees Provisional	Total	0	31	0.00	26	23								
Voorhees Emergency Ballots	Total	0	0	0.00										
Voorhees Twp	Total	4422	1030	23.29	875	855	2							

**General Assembly 6th District - REP**

	Registered	Ballots Cast	Turnout (%)	Ed FARMER	Richard SUPER	Write-In							
Total - TC-Emergency	29233	0	0.00										
Total - TC-Machine	29233	3472	11.88	2693	2591	9							
Total - TC-Mail-In Ballot	29233	3176	10.86	2799	2756	17							
Total - TC-Provisional	29233	245	0.84	205	193								
Total - TC-Rejected Ballots	29233	0	0.00										
Contest Total	29233	6893	23.58	5697	5540	26							

**General Assembly 8th District - REP**

		Registered	Ballots Cast	Turnout (%)	Michael TORRISSI, JR.	Brandon UMBA	Write-In						
Berlin Boro Dist 1	Total	271	44	16.24	36	36							
Berlin Boro Dist 2	Total	389	69	17.74	47	48							
Berlin Boro Dist 3	Total	372	41	11.02	28	27							
Berlin Boro Dist 4	Total	342	62	18.13	51	48							
Berlin Boro Dist 5	Total	171	28	16.37	23	22							
Berlin Boro Mail-In Ballot	Total	0	62	0.00	58	58							
Berlin Boro Provisional	Total	0	11	0.00	10	10							
Berlin Boro Emergency Ballots	Total	0	0	0.00									
<b>Berlin Borough</b>	<b>Total</b>	<b>1545</b>	<b>317</b>	<b>20.52</b>	<b>253</b>	<b>249</b>							
Pine Hill Dist 1	Total	142	22	15.49	19	17							
Pine Hill Dist 2	Total	233	24	10.30	16	15							
Pine Hill Dist 3	Total	246	31	12.60	23	20							
Pine Hill Dist 4	Total	121	18	14.88	14	12							
Pine Hill Dist 5	Total	261	37	14.18	26	24							
Pine Hill Dist 6	Total	89	11	12.36	6	6							
Pine Hill Mail-In Ballot	Total	0	104	0.00	97	95							
Pine Hill Provisional	Total	0	10	0.00	9	8							
Pine Hill Emergency Ballots	Total	0	0	0.00									
<b>Pine Hill Borough</b>	<b>Total</b>	<b>1092</b>	<b>257</b>	<b>23.53</b>	<b>210</b>	<b>197</b>							
Pine Valley Dist 1	Total	8	0	0.00									
Pine Valley Mail-In Ballot	Total	0	4	0.00	4	4							
Pine Valley Provisional	Total	0	0	0.00									
Pine Valley Emergency Ballots	Total	0	0	0.00									
<b>Pine Valley Borough</b>	<b>Total</b>	<b>8</b>	<b>4</b>	<b>50.00</b>	<b>4</b>	<b>4</b>							
Waterford Dist 1	Total	409	52	12.71	41	36							
Waterford Dist 2	Total	303	55	18.15	47	41							
Waterford Dist 3	Total	244	46	18.85	38	34							
Waterford Dist 4	Total	306	66	21.57	55	49	1						
Waterford Dist 5	Total	249	32	12.85	26	26							
Waterford Dist 6	Total	202	30	14.85	26	22							
Waterford Dist 7	Total	357	74	20.73	52	46	1						
Waterford Dist 8	Total	187	39	20.86	29	28							
Waterford Mail-In Ballot	Total	0	213	0.00	194	188							
Waterford Provisional	Total	0	21	0.00	18	15							
Waterford Emergency Ballots	Total	0	0	0.00									
<b>Waterford Twp</b>	<b>Total</b>	<b>2257</b>	<b>628</b>	<b>27.82</b>	<b>526</b>	<b>485</b>	<b>2</b>						
<b>Total - TC-Emergency</b>		<b>4902</b>	<b>0</b>	<b>0.00</b>									

**General Assembly 8th District - REP**

	Registered	Ballots Cast	Turnout (%)	Michael TORRISSI, JR.	Brandon UMBA	Write-In							
Total - TC-Machine	4902	781	15.93	603	557	2							
Total - TC-Mail-In Ballot	4902	383	7.81	353	345								
Total - TC-Provisional	4902	42	0.86	37	33								
Total - TC-Rejected Ballots	4902	0	0.00										
Contest Total	4902	1206	24.60	993	935	2							

**Sheriff - REP**

		Registered	Ballots Cast	Turnout (%)	Write-In								
Audubon Boro Dist 1	Total	159	27	16.98	2								
Audubon Boro Dist 2	Total	137	32	23.36	3								
Audubon Boro Dist 3	Total	196	30	15.31									
Audubon Boro Dist 4	Total	119	19	15.97									
Audubon Boro Dist 5	Total	202	24	11.88	1								
Audubon Boro Dist 6	Total	240	35	14.58									
Audubon Boro Dist 7	Total	176	30	17.05									
Audubon Boro Dist 8	Total	177	20	11.30	1								
Audubon Boro Mail-In Ballot	Total	0	113	0.00	1								
Audubon Boro Provisional	Total	0	11	0.00									
Audubon Boro Emergency Ballots	Total	0	0	0.00									
<b>Audubon Borough</b>	<b>Total</b>	<b>1406</b>	<b>341</b>	<b>24.25</b>	<b>8</b>								
Audubon Park Dist 1	Total	136	41	30.15	1								
Audubon Park Mail-In Ballot	Total	0	11	0.00									
Audubon Park Provisional	Total	0	4	0.00									
Audubon Park Emergency Ballots	Total	0	0	0.00									
<b>Audubon Park Borough</b>	<b>Total</b>	<b>136</b>	<b>56</b>	<b>41.18</b>	<b>1</b>								
Barrington Dist 1	Total	267	40	14.98	1								
Barrington Dist 2	Total	215	31	14.42									
Barrington Dist 3	Total	227	30	13.22	1								
Barrington Dist 4	Total	258	40	15.50									
Barrington Dist 5	Total	118	9	7.63									
Barrington Mail-In Ballot	Total	0	116	0.00	1								
Barrington Provisional	Total	0	11	0.00									
Barrington Emergency Ballots	Total	0	0	0.00									
<b>Barrington Borough</b>	<b>Total</b>	<b>1085</b>	<b>277</b>	<b>25.53</b>	<b>3</b>								
Bellmawr Dist 1	Total	253	48	18.97	1								
Bellmawr Dist 2	Total	264	31	11.74	1								
Bellmawr Dist 3	Total	232	33	14.22	1								
Bellmawr Dist 4	Total	156	35	22.44									
Bellmawr Dist 5	Total	179	24	13.41	1								
Bellmawr Dist 6	Total	205	26	12.68									
Bellmawr Dist 7	Total	192	33	17.19									
Bellmawr Mail-In Ballot	Total	0	117	0.00									
Bellmawr Provisional	Total	0	16	0.00									
Bellmawr Emergency Ballots	Total	0	0	0.00									
<b>Bellmawr Borough</b>	<b>Total</b>	<b>1481</b>	<b>363</b>	<b>24.51</b>	<b>4</b>								
Berlin Boro Dist 1	Total	271	44	16.24	1								
Berlin Boro Dist 2	Total	389	69	17.74	1								

**Sheriff - REP**

		Registered	Ballots Cast	Turnout (%)	Write-In								
Berlin Boro Dist 3	Total	372	41	11.02									
Berlin Boro Dist 4	Total	342	62	18.13									
Berlin Boro Dist 5	Total	171	28	16.37									
Berlin Boro Mail-In Ballot	Total	0	62	0.00	2								
Berlin Boro Provisional	Total	0	11	0.00									
Berlin Boro Emergency Ballots	Total	0	0	0.00									
<b>Berlin Borough</b>	<b>Total</b>	<b>1545</b>	<b>317</b>	<b>20.52</b>	<b>4</b>								
Berlin Twp Dist 1	Total	408	63	15.44									
Berlin Twp Dist 2	Total	131	19	14.50									
Berlin Twp Dist 3	Total	145	18	12.41									
Berlin Twp Dist 4	Total	242	36	14.88									
Berlin Twp Mail-In Ballot	Total	0	102	0.00	1								
Berlin Twp Provisional	Total	0	3	0.00									
Berlin Twp Emergency Ballots	Total	0	0	0.00									
<b>Berlin Township</b>	<b>Total</b>	<b>926</b>	<b>241</b>	<b>26.03</b>	<b>1</b>								
Brooklawn Dist 1	Total	219	45	20.55	1								
Brooklawn Mail-In Ballot	Total	0	10	0.00									
Brooklawn Provisional	Total	0	1	0.00									
Brooklawn Emergency Ballots	Total	0	0	0.00									
<b>Brooklawn Borough</b>	<b>Total</b>	<b>219</b>	<b>56</b>	<b>25.57</b>	<b>1</b>								
Camden City W1 D1	Total	18	2	11.11									
Camden City W1 D2	Total	50	5	10.00	1								
Camden City W1 D3	Total	49	2	4.08									
Camden City W1 D4	Total	46	3	6.52									
Camden City W1 D5	Total	83	1	1.20									
Camden City W1 D6	Total	65	2	3.08									
Camden City W1 D7	Total	43	0	0.00									
Camden City W1 D8	Total	32	1	3.13	1								
Camden City W1 D9	Total	56	2	3.57									
Camden City W1 D10	Total	72	0	0.00									
Camden City Ward 1 Mail-In Ballot	Total	0	16	0.00									
Camden City Ward 1 Provisional	Total	0	3	0.00									
Camden City W1 Emergency Ballots	Total	0	0	0.00									
Camden City W2 D1	Total	20	2	10.00									
Camden City W2 D2	Total	34	4	11.76									
Camden City W2 D3	Total	34	0	0.00									
Camden City W2 D4	Total	45	5	11.11									
Camden City W2 D5	Total	32	1	3.13									
Camden City W2 D6	Total	63	3	4.76									
Camden City W2 D7	Total	36	0	0.00									
Camden City W2 D8	Total	82	1	1.22									

**Sheriff - REP**

		Registered	Ballots Cast	Turnout (%)	Write-In								
Camden City W2 D9	Total	82	3	3.66									
Camden City W2 D10	Total	35	0	0.00									
Camden City W2 D11	Total	36	0	0.00									
Camden City Ward 2 Mail-In Ballot	Total	0	12	0.00									
Camden City Ward 2 Provisional	Total	0	4	0.00									
Camden City W2 Emergency Ballots	Total	0	0	0.00									
Camden City W3 D1	Total	56	2	3.57									
Camden City W3 D2	Total	97	5	5.15									
Camden City W3 D3	Total	48	3	6.25									
Camden City W3 D4	Total	52	1	1.92									
Camden City W3 D5	Total	50	0	0.00									
Camden City W3 D6	Total	42	3	7.14									
Camden City W3 D7	Total	79	0	0.00									
Camden City W3 D8	Total	97	2	2.06									
Camden City W3 D9	Total	79	0	0.00									
Camden City Ward 3 Mail-In Ballot	Total	0	13	0.00									
Camden City Ward 3 Provisional	Total	0	2	0.00									
Camden City W3 Emergency Ballots	Total	0	0	0.00									
Camden City W4 D1	Total	41	0	0.00									
Camden City W4 D2	Total	49	1	2.04									
Camden City W4 D3	Total	67	1	1.49									
Camden City W4 D4	Total	58	1	1.72									
Camden City W4 D5	Total	54	2	3.70									
Camden City W4 D6	Total	70	4	5.71									
Camden City W4 D7	Total	58	2	3.45									
Camden City W4 D8	Total	77	2	2.60									
Camden City W4 D9	Total	54	7	12.96									
Camden City W4 D10	Total	72	3	4.17									
Camden City Ward 4 Mail-In Ballot	Total	0	0	0.00									
Camden City Ward 4 Provisional	Total	0	0	0.00									
Camden Ctiy W4 Emergency Ballots	Total	0	0	0.00									
Camden City	Total	2213	126	5.69	2								
Cherry Hill Dist 1	Total	235	42	17.87	1								
Cherry Hill Dist 2	Total	239	39	16.32	1								
Cherry Hill Dist 3	Total	224	26	11.61									
Cherry Hill Dist 4	Total	271	35	12.92									
Cherry Hill Dist 5	Total	231	27	11.69	3								
Cherry Hill Dist 6	Total	198	27	13.64									
Cherry Hill Dist 7	Total	203	21	10.34									
Cherry Hill Dist 8	Total	163	20	12.27	1								
Cherry Hill Dist 9	Total	404	29	7.18									
Cherry Hill Dist 10	Total	183	31	16.94									

**Sheriff - REP**

		Registered	Ballots Cast	Turnout (%)	Write-In								
Cherry Hill Dist 11	Total	270	32	11.85									
Cherry Hill Dist 12	Total	283	34	12.01									
Cherry Hill Dist 13	Total	313	33	10.54	1								
Cherry Hill Dist 14	Total	196	29	14.80	3								
Cherry Hill Dist 15	Total	233	31	13.30	1								
Cherry Hill Dist 16	Total	138	9	6.52									
Cherry Hill Dist 17	Total	234	22	9.40	1								
Cherry Hill Dist 18	Total	188	20	10.64	1								
Cherry Hill Dist 19	Total	193	23	11.92									
Cherry Hill Dist 20	Total	483	57	11.80	1								
Cherry Hill Dist 21	Total	259	35	13.51	1								
Cherry Hill Dist 22	Total	298	20	6.71	1								
Cherry Hill Dist 23	Total	266	30	11.28									
Cherry Hill Dist 24	Total	251	19	7.57									
Cherry Hill Dist 25	Total	221	27	12.22									
Cherry Hill Dist 26	Total	310	29	9.35	1								
Cherry Hill Dist 27	Total	205	22	10.73									
Cherry Hill Dist 28	Total	199	20	10.05	1								
Cherry Hill Dist 29	Total	271	29	10.70									
Cherry Hill Dist 30	Total	97	9	9.28									
Cherry Hill Dist 31	Total	291	24	8.25									
Cherry Hill Dist 32	Total	108	10	9.26									
Cherry Hill Dist 33	Total	276	30	10.87									
Cherry Hill Dist 34	Total	257	24	9.34									
Cherry Hill Dist 35	Total	343	35	10.20	1								
Cherry Hill Dist 36	Total	244	12	4.92	1								
Cherry Hill Dist 37	Total	187	20	10.70									
Cherry Hill Dist 38	Total	122	6	4.92									
Cherry Hill Dist 39	Total	206	25	12.14									
Cherry Hill Dist 40	Total	171	14	8.19	1								
Cherry Hill Dist 41	Total	193	14	7.25									
Cherry Hill Dist 42	Total	179	31	17.32									
Cherry Hill Dist 43	Total	200	18	9.00	2								
Cherry Hill Dist 44	Total	241	19	7.88	1								
Cherry Hill Dist 45	Total	365	41	11.23	1								
Cherry Hill Dist 46	Total	254	21	8.27									
Cherry Hill Dist 47	Total	192	19	9.90									
Cherry Hill Dist 48	Total	86	6	6.98									
Cherry Hill Mail-In Ballot	Total	0	1337	0.00	13								
Cherry Hill Provisional	Total	0	99	0.00	1								
Cherry Hill Emergency Ballots	Total	0	0	0.00									
Cherry Hill Twp	Total	11174	2632	23.55	39								
Chesilhurst Dist 1	Total	180	28	15.56									
Chesilhurst Mail-In Ballot	Total	0	23	0.00	1								
Chesilhurst Provisional	Total	0	0	0.00									
Chesilhurst Emergency Ballots	Total	0	0	0.00									



**Sheriff - REP**

		Registered	Ballots Cast	Turnout (%)	Write-In								
Chesilhurst Borough	Total	180	51	28.33	1								
Clementon Dist 1	Total	180	29	16.11									
Clementon Dist 2	Total	204	33	16.18	1								
Clementon Dist 3	Total	235	41	17.45									
Clementon Mail-In Ballot	Total	0	64	0.00	3								
Clementon Provisional	Total	0	4	0.00									
Clementon Emergency Ballots	Total	0	0	0.00									
Clementon Borough	Total	619	171	27.63	4								
Collingswood Dist 1	Total	109	16	14.68									
Collingswood Dist 2	Total	146	16	10.96									
Collingswood Dist 3	Total	98	10	10.20									
Collingswood Dist 4	Total	153	22	14.38									
Collingswood Dist 5	Total	94	8	8.51									
Collingswood Dist 6	Total	117	16	13.68									
Collingswood Dist 7	Total	162	25	15.43									
Collingswood Dist 8	Total	125	14	11.20									
Collingswood Dist 9	Total	184	25	13.59									
Collingswood Dist 10	Total	131	20	15.27									
Collingswood Dist 11	Total	130	19	14.62									
Collingswood Dist 12	Total	84	17	20.24									
Collingswood Mail-In Ballot	Total	0	115	0.00									
Collingswood Provisional	Total	0	12	0.00									
Collingswood Emergency Ballots	Total	0	0	0.00									
Collingswood Borough	Total	1533	335	21.85									
Gibbsboro Dist 1	Total	231	36	15.58									
Gibbsboro Dist 2	Total	199	25	12.56									
Gibbsboro Mail-In Ballot	Total	0	34	0.00									
Gibbsboro Provisional	Total	0	6	0.00									
Gibbsboro Emergency Ballots	Total	0	0	0.00									
Gibbsboro Borough	Total	430	101	23.49									
Gloucester City W1 D1	Total	126	8	6.35									
Gloucester City W1 D2	Total	107	11	10.28									
Gloucester City W1 D3	Total	141	18	12.77	1								
Gloucester City Ward 1 Mail-In Ballot	Total	0	28	0.00	2								
Gloucester City Ward 1 Provisional	Total	0	1	0.00									
Gloucester City W1 Emergency Ballots	Total	0	0	0.00									
Gloucester City W2 D1	Total	102	18	17.65	1								
Gloucester City W2 D2	Total	161	21	13.04									

**Sheriff - REP**

		Registered	Ballots Cast	Turnout (%)	Write-In								
Gloucester City W2 D3	Total	157	9	5.73									
Gloucester City Ward 2 Mail-In Ballot	Total	0	28	0.00									
Gloucester City Ward 2 Provisional	Total	0	5	0.00									
Gloucester City W2 Emergency Ballots	Total	0	0	0.00									
Gloucester City W3 D1	Total	169	25	14.79	1								
Gloucester City W3 D2	Total	212	27	12.74	1								
Gloucester City Ward 3 Mail-In Ballot	Total	0	32	0.00									
Gloucester City Ward 3 Provisional	Total	0	4	0.00									
Gloucester City W3 Emergency Ballots	Total	0	0	0.00									
<b>Gloucester City</b>	<b>Total</b>	<b>1175</b>	<b>235</b>	<b>20.00</b>	<b>6</b>								
Gloucester Twp Dist 1	Total	196	39	19.90	2								
Gloucester Twp Dist 2	Total	159	31	19.50									
Gloucester Twp Dist 3	Total	224	33	14.73	1								
Gloucester Twp Dist 4	Total	276	46	16.67									
Gloucester Twp Dist 5	Total	261	18	6.90	3								
Gloucester Twp Dist 6	Total	329	53	16.11	1								
Gloucester Twp Dist 7	Total	273	37	13.55	1								
Gloucester Twp Dist 8	Total	182	21	11.54	1								
Gloucester Twp Dist 9	Total	318	42	13.21									
Gloucester Twp Dist 10	Total	232	27	11.64	1								
Gloucester Twp Dist 11	Total	265	41	15.47	1								
Gloucester Twp Dist 12	Total	305	40	13.11									
Gloucester Twp Dist 13	Total	268	29	10.82	1								
Gloucester Twp Dist 14	Total	148	19	12.84									
Gloucester Twp Dist 15	Total	328	58	17.68									
Gloucester Twp Dist 16	Total	324	49	15.12									
Gloucester Twp Dist 17	Total	319	27	8.46									
Gloucester Twp Dist 18	Total	258	30	11.63	1								
Gloucester Twp Dist 19	Total	291	28	9.62									
Gloucester Twp Dist 20	Total	249	25	10.04									
Gloucester Twp Dist 21	Total	172	23	13.37									
Gloucester Twp Dist 22	Total	196	28	14.29									
Gloucester Twp Dist 23	Total	153	14	9.15									
Gloucester Twp Dist 24	Total	325	53	16.31									
Gloucester Twp Dist 25	Total	276	45	16.30									
Gloucester Twp Dist 26	Total	210	31	14.76									
Gloucester Twp Dist 27	Total	250	39	15.60									
Gloucester Twp Dist 28	Total	166	32	19.28									
Gloucester Twp Dist 29	Total	305	36	11.80	1								
Gloucester Twp Dist 30	Total	323	59	18.27									
Gloucester Twp Dist 31	Total	193	32	16.58	3								
Gloucester Twp Dist 32	Total	281	41	14.59	1								
Gloucester Twp Dist 33	Total	180	16	8.89									
Gloucester Twp Dist 34	Total	188	19	10.11									

**Sheriff - REP**

		Registered	Ballots Cast	Turnout (%)	Write-In								
Gloucester Twp Dist 35	Total	267	30	11.24									
Gloucester Twp Dist 36	Total	189	20	10.58	1								
Gloucester Twp Dist 37	Total	45	5	11.11									
Gloucester Twp Dist 38	Total	119	17	14.29									
Gloucester Twp Dist 39	Total	125	16	12.80									
Gloucester Twp Dist 40	Total	240	34	14.17	1								
Gloucester Twp Mail-In Ballot	Total	0	1011	0.00	8								
Gloucester Twp Provisional	Total	0	76	0.00									
Gloucester Twp Emergency Ballots	Total	0	0	0.00									
<b>Gloucester Twp</b>	<b>Total</b>	<b>9408</b>	<b>2370</b>	<b>25.19</b>	<b>28</b>								
Haddon Twp Dist 1	Total	214	25	11.68									
Haddon Twp Dist 2	Total	127	12	9.45									
Haddon Twp Dist 3	Total	271	46	16.97	1								
Haddon Twp Dist 4	Total	131	22	16.79	1								
Haddon Twp Dist 5	Total	90	15	16.67									
Haddon Twp Dist 6	Total	165	29	17.58									
Haddon Twp Dist 7	Total	141	23	16.31	1								
Haddon Twp Dist 8	Total	147	20	13.61									
Haddon Twp Dist 9	Total	94	12	12.77	1								
Haddon Twp Dist 10	Total	148	18	12.16									
Haddon Twp Dist 11	Total	201	25	12.44									
Haddon Twp Dist 12	Total	311	34	10.93									
Haddon Twp Dist 13	Total	147	19	12.93	1								
Haddon Twp Dist 14	Total	151	23	15.23	2								
Haddon Twp Dist 15	Total	149	23	15.44									
Haddon Twp Mail-In Ballot	Total	0	252	0.00	2								
Haddon Twp Provisional	Total	0	25	0.00									
Haddon Twp Emergency Ballots	Total	0	0	0.00									
<b>Haddon Twp</b>	<b>Total</b>	<b>2487</b>	<b>623</b>	<b>25.05</b>	<b>9</b>								
Haddonfield Dist 1	Total	286	25	8.74									
Haddonfield Dist 2	Total	309	41	13.27	1								
Haddonfield Dist 3	Total	189	31	16.40	1								
Haddonfield Dist 4	Total	254	29	11.42									
Haddonfield Dist 5	Total	222	16	7.21									
Haddonfield Dist 6	Total	241	38	15.77	1								
Haddonfield Dist 7	Total	190	19	10.00									
Haddonfield Dist 8	Total	218	13	5.96									
Haddonfield Dist 9	Total	257	25	9.73	1								
Haddonfield Dist 10	Total	201	16	7.96									
Haddonfield Mail-In Ballot	Total	0	294	0.00	3								
Haddonfield Provisional	Total	0	28	0.00	1								
Haddonfield Emergency Ballots	Total	0	0	0.00									

**Sheriff - REP**

		Registered	Ballots Cast	Turnout (%)	Write-In								
Haddonfield Borough	Total	2367	575	24.29	8								
Haddon Heights Dist 1	Total	186	33	17.74	1								
Haddon Heights Dist 2	Total	118	17	14.41									
Haddon Heights Dist 3	Total	260	32	12.31	2								
Haddon Heights Dist 4	Total	167	28	16.77	1								
Haddon Heights Dist 5	Total	203	31	15.27									
Haddon Heights Dist 6	Total	251	40	15.94	2								
Haddon Heights Dist 7	Total	244	34	13.93									
Haddon Heights Mail-In Ballot	Total	0	159	0.00	1								
Haddon Heights Provisional	Total	0	9	0.00	1								
Haddon Heights Emergency Ballots	Total	0	0	0.00									
Haddon Heights Borough	Total	1429	383	26.80	8								
Hi-Nella Dist 1	Total	93	12	12.90									
Hi Nella Mail-In Ballot	Total	0	6	0.00									
Hi Nella Provisional	Total	0	0	0.00									
Hi Nella Emergency Ballots	Total	0	0	0.00									
Hi-Nella Borough	Total	93	18	19.35									
Laurel Springs Dist 1	Total	158	21	13.29									
Laurel Springs Dist 2	Total	196	25	12.76	1								
Laurel Springs Mail-In Ballot	Total	0	35	0.00									
Laurel Springs Provisional	Total	0	0	0.00									
Laurel Springs Emergency Ballots	Total	0	0	0.00									
Laurel Springs Borough	Total	354	81	22.88	1								
Lawnside Dist 1	Total	43	4	9.30									
Lawnside Dist 2	Total	48	2	4.17									
Lawnside Mail-In Ballot	Total	0	10	0.00									
Lawnside Provisional	Total	0	0	0.00									
Lawnside Emergency Ballots	Total	0	0	0.00									
Lawnside Borough	Total	91	16	17.58									
Lindenwold Dist 1	Total	203	25	12.32									
Lindenwold Dist 2	Total	190	26	13.68	1								
Lindenwold Dist 3	Total	117	28	23.93	1								
Lindenwold Dist 4	Total	188	24	12.77	1								
Lindenwold Dist 5	Total	80	4	5.00									
Lindenwold Dist 6	Total	116	9	7.76									
Lindenwold Dist 7	Total	71	0	0.00									
Lindenwold Dist 8	Total	137	11	8.03									

**Sheriff - REP**

		Registered	Ballots Cast	Turnout (%)	Write-In								
Lindenwold Dist 9	Total	93	18	19.35									
Lindenwold Mail-In Ballot	Total	0	107	0.00	1								
Lindenwold Provisional	Total	0	11	0.00									
Lindenwold Emergency Ballots	Total	0	0	0.00									
Lindenwold Borough	Total	1195	263	22.01	4								
Magnolia Dist 1	Total	127	21	16.54									
Magnolia Dist 2	Total	129	16	12.40									
Magnolia Dist 3	Total	170	23	13.53									
Magnolia Dist 4	Total	158	26	16.46									
Magnolia Mail-In Ballot	Total	0	50	0.00									
Magnolia Provisional	Total	0	5	0.00									
Magnolia Emergency Ballots	Total	0	0	0.00									
Magnolia Borough	Total	584	141	24.14									
Merchantville Dist 1	Total	240	36	15.00									
Merchantville Dist 2	Total	143	30	20.98									
Merchantville Dist 3	Total	116	16	13.79									
Merchantville Mail-In Ballot	Total	0	49	0.00									
Merchantville Provisional	Total	0	1	0.00									
Merchantville Emergency Ballots	Total	0	0	0.00									
Merchantville Borough	Total	499	132	26.45									
Mt Ephraim Dist 1	Total	155	26	16.77	1								
Mt Ephraim Dist 2	Total	179	29	16.20	1								
Mt Ephraim Dist 3	Total	211	32	15.17	4								
Mt Ephraim Dist 4	Total	164	22	13.41									
Mt. Ephraim Mail-In Ballot	Total	0	58	0.00									
Mt. Ephraim Provisional	Total	0	4	0.00									
Mt. Ephraim Emergency Ballots	Total	0	0	0.00									
Mount Ephraim Borough	Total	709	171	24.12	6								
Oaklyn Dist 1	Total	121	21	17.36									
Oaklyn Dist 2	Total	146	29	19.86	4								
Oaklyn Dist 3	Total	150	27	18.00	2								
Oaklyn Dist 4	Total	122	19	15.57									
Oaklyn Mail-In Ballot	Total	0	40	0.00									
Oaklyn Provisional	Total	0	7	0.00									
Oaklyn Emergency Ballots	Total	0	0	0.00									
Oaklyn Borough	Total	539	143	26.53	6								

**Sheriff - REP**

		Registered	Ballots Cast	Turnout (%)	Write-In								
Pennsauken Dist 1	Total	112	9	8.04									
Pennsauken Dist 2	Total	96	5	5.21									
Pennsauken Dist 3	Total	174	28	16.09									
Pennsauken Dist 4	Total	142	10	7.04									
Pennsauken Dist 5	Total	147	17	11.56									
Pennsauken Dist 6	Total	221	29	13.12									
Pennsauken Dist 7	Total	165	21	12.73									
Pennsauken Dist 8	Total	146	18	12.33									
Pennsauken Dist 9	Total	152	13	8.55									
Pennsauken Dist 10	Total	127	11	8.66	1								
Pennsauken Dist 11	Total	194	33	17.01									
Pennsauken Dist 12	Total	92	7	7.61									
Pennsauken Dist 13	Total	172	37	21.51									
Pennsauken Dist 14	Total	101	17	16.83									
Pennsauken Dist 15	Total	109	4	3.67									
Pennsauken Dist 16	Total	61	5	8.20									
Pennsauken Dist 17	Total	181	20	11.05									
Pennsauken Dist 18	Total	221	25	11.31									
Pennsauken Dist 19	Total	104	14	13.46	2								
Pennsauken Dist 20	Total	38	2	5.26									
Pennsauken Dist 21	Total	114	15	13.16									
Pennsauken Dist 22	Total	129	31	24.03	2								
Pennsauken Dist 23	Total	120	11	9.17									
Pennsauken Dist 24	Total	40	1	2.50									
Pennsauken Mail-In Ballot	Total	0	262	0.00	4								
Pennsauken Provisional	Total	0	26	0.00									
Pennsauken Emergency Ballots	Total	0	0	0.00									
Pennsauken Twp	Total	3158	671	21.25	9								
Pine Hill Dist 1	Total	142	22	15.49	1								
Pine Hill Dist 2	Total	233	24	10.30									
Pine Hill Dist 3	Total	246	31	12.60									
Pine Hill Dist 4	Total	121	18	14.88									
Pine Hill Dist 5	Total	261	37	14.18									
Pine Hill Dist 6	Total	89	11	12.36									
Pine Hill Mail-In Ballot	Total	0	104	0.00									
Pine Hill Provisional	Total	0	10	0.00									
Pine Hill Emergency Ballots	Total	0	0	0.00									
Pine Hill Borough	Total	1092	257	23.53	1								
Pine Valley Dist 1	Total	8	0	0.00									
Pine Valley Mail-In Ballot	Total	0	4	0.00									
Pine Valley Provisional	Total	0	0	0.00									
Pine Valley Emergency Ballots	Total	0	0	0.00									
Pine Valley Borough	Total	8	4	50.00									

**Sheriff - REP**

		Registered	Ballots Cast	Turnout (%)	Write-In								
Runnemede Dist 1	Total	167	19	11.38	2								
Runnemede Dist 2	Total	179	38	21.23	1								
Runnemede Dist 3	Total	134	18	13.43									
Runnemede Dist 4	Total	166	24	14.46	1								
Runnemede Dist 5	Total	251	28	11.16									
Runnemede Dist 6	Total	210	34	16.19	1								
Runnemede Mail-In Ballot	Total	0	130	0.00	1								
Runnemede Provisional	Total	0	16	0.00	1								
Runnemede Emergency Ballots	Total	0	0	0.00									
Runnemede Borough	Total	1107	307	27.73	7								
Somerdale Dist 1	Total	243	34	13.99									
Somerdale Dist 2	Total	137	17	12.41									
Somerdale Dist 3	Total	89	16	17.98									
Somerdale Dist 4	Total	122	18	14.75	1								
Somerdale Mail-In Ballot	Total	0	53	0.00									
Somerdale Provisional	Total	0	4	0.00									
Somerdale Emergency Ballots	Total	0	0	0.00									
Somerdale Borough	Total	591	142	24.03	1								
Stratford Dist 1	Total	159	22	13.84									
Stratford Dist 2	Total	205	36	17.56									
Stratford Dist 3	Total	153	36	23.53									
Stratford Dist 4	Total	234	31	13.25									
Stratford Dist 5	Total	74	7	9.46									
Stratford Dist 6	Total	187	9	4.81									
Stratford Mail-In Ballot	Total	0	106	0.00	1								
Stratford Provisional	Total	0	3	0.00									
Stratford Emergency Ballots	Total	0	0	0.00									
Stratford Borough	Total	1012	250	24.70	1								
Tavistock Dist 1	Total	2	0	0.00									
Tavistock Mail-In Ballot	Total	0	0	0.00									
Tavistock Provisional	Total	0	0	0.00									
Tavistock Emergency Ballots	Total	0	0	0.00									
Tavistock Borough	Total	2	0	0.00									
Voorhees Dist 1	Total	276	40	14.49									
Voorhees Dist 2	Total	309	51	16.50									
Voorhees Dist 3	Total	245	38	15.51	1								
Voorhees Dist 4	Total	235	23	9.79									
Voorhees Dist 5	Total	197	18	9.14									

**Sheriff - REP**

		Registered	Ballots Cast	Turnout (%)	Write-In								
Voorhees Dist 6	Total	306	38	12.42									
Voorhees Dist 7	Total	180	17	9.44									
Voorhees Dist 8	Total	279	22	7.89									
Voorhees Dist 9	Total	314	35	11.15									
Voorhees Dist 10	Total	189	20	10.58	2								
Voorhees Dist 11	Total	257	24	9.34									
Voorhees Dist 12	Total	217	24	11.06									
Voorhees Dist 13	Total	241	25	10.37									
Voorhees Dist 14	Total	176	28	15.91									
Voorhees Dist 15	Total	246	16	6.50									
Voorhees Dist 16	Total	206	17	8.25									
Voorhees Dist 17	Total	165	11	6.67									
Voorhees Dist 18	Total	168	8	4.76									
Voorhees Dist 19	Total	216	18	8.33									
Voorhees Mail-In Ballot	Total	0	526	0.00	2								
Voorhees Provisional	Total	0	31	0.00									
Voorhees Emergency Ballots	Total	0	0	0.00									
<b>Voorhees Twp</b>	<b>Total</b>	<b>4422</b>	<b>1030</b>	<b>23.29</b>	<b>5</b>								
Waterford Dist 1	Total	409	52	12.71									
Waterford Dist 2	Total	303	55	18.15									
Waterford Dist 3	Total	244	46	18.85									
Waterford Dist 4	Total	306	66	21.57	2								
Waterford Dist 5	Total	249	32	12.85									
Waterford Dist 6	Total	202	30	14.85									
Waterford Dist 7	Total	357	74	20.73									
Waterford Dist 8	Total	187	39	20.86	1								
Waterford Mail-In Ballot	Total	0	212	0.00	2								
Waterford Provisional	Total	0	21	0.00									
Waterford Emergency Ballots	Total	0	0	0.00									
<b>Waterford Twp</b>	<b>Total</b>	<b>2257</b>	<b>627</b>	<b>27.78</b>	<b>5</b>								
Winslow W1 D1	Total	357	62	17.37									
Winslow W1 D2	Total	399	75	18.80									
Winslow W1 D3	Total	225	33	14.67									
Winslow W1 D4	Total	340	64	18.82	1								
Winslow W1 D5	Total	368	54	14.67									
Winslow W1 D6	Total	123	22	17.89									
Winslow Ward 1 Mail-In Ballot	Total	0	230	0.00	1								
Winslow Ward 1 Provisional	Total	0	34	0.00	1								
Winslow W1 Emergency Ballots	Total	0	0	0.00									
Winslow W2 D1	Total	192	26	13.54	1								
Winslow W2 D2	Total	219	32	14.61									
Winslow W2 D3	Total	423	64	15.13	1								
Winslow W2 D4	Total	243	48	19.75									
Winslow W2 D5	Total	283	61	21.55	2								
Winslow W2 D6	Total	98	15	15.31									



**Sheriff - REP**

		Registered	Ballots Cast	Turnout (%)	Write-In								
Winslow Ward 2 Mail-In Ballot	Total	0	174	0.00	5								
Winslow Ward 2 Provisional	Total	0	19	0.00									
Winslow W2 Mail-In Ballot Rejected	Total	0	0	0.00									
Winslow W2 Provisional Rejected	Total	0	0	0.00									
Winslow W2 Emergency Ballots	Total	0	0	0.00									
Winslow W3 D1	Total	92	15	16.30									
Winslow W3 D2	Total	65	4	6.15									
Winslow W3 D3	Total	88	7	7.95									
Winslow W3 D4	Total	98	15	15.31									
Winslow W3 D5	Total	84	12	14.29									
Winslow Ward 3 Mail-In Ballot	Total	0	41	0.00									
Winslow Ward 3 Provisional	Total	0	1	0.00									
Winslow W3 Mail-In Ballot Rejected	Total	0	0	0.00									
Winslow W3 Provisional Rejected	Total	0	0	0.00									
Winslow W3 Emergency Ballots	Total	0	0	0.00									
Winslow W4 D1	Total	193	44	22.80									
Winslow W4 D2	Total	212	15	7.08									
Winslow W4 D3	Total	288	32	11.11									
Winslow W4 D4	Total	205	29	14.15									
Winslow W4 D5	Total	204	32	15.69	1								
Winslow Ward 4 Mail-In Ballot	Total	0	100	0.00									
Winslow Ward 4 Provisional	Total	0	15	0.00									
Winslow W4 Mail-In Ballot Rejected	Total	0	0	0.00									
Winslow W4 Provisional Rejected	Total	0	0	0.00									
Winslow W4 Emergency Ballots	Total	0	0	0.00									
Winslow Twp	Total	4799	1375	28.65	13								
Woodlynne Dist 1	Total	61	9	14.75	1								
Woodlynne Dist 2	Total	58	6	10.34	1								
Woodlynne Mail-In Ballot	Total	0	11	0.00	3								
Woodlynne Provisional	Total	0	0	0.00									
Woodlynne Emergency Ballots	Total	0	0	0.00									
Woodlynne Borough	Total	119	26	21.85	5								
Total - TC-Emergency		62444	0	0.00									
Total - TC-Machine		62444	8107	12.98	128								
Total - TC-Mail-In Ballot		62444	6257	10.02	58								
Total - TC-Provisional		62444	543	0.87	5								
Total - TC-Rejected Ballots		62444	0	0.00									
Contest Total		62444	14907	23.87	191								



**Board of County Commissioners - REP**

		Registered	Ballots Cast	Turnout (%)	Johanna SCHEETS	Jennifer MOORE	Rachel BOBERG	Write-In						
Audubon Boro Dist 1	Total	159	27	16.98	23	22	20	1						
Audubon Boro Dist 2	Total	137	32	23.36	24	26	25							
Audubon Boro Dist 3	Total	196	30	15.31	21	17	19							
Audubon Boro Dist 4	Total	119	19	15.97	17	17	18							
Audubon Boro Dist 5	Total	202	24	11.88	17	17	17							
Audubon Boro Dist 6	Total	240	35	14.58	25	27	25							
Audubon Boro Dist 7	Total	176	30	17.05	20	19	18							
Audubon Boro Dist 8	Total	177	20	11.30	11	12	12							
Audubon Boro Mail-In Ballot	Total	0	113	0.00	89	95	94							
Audubon Boro Provisional	Total	0	11	0.00	8	8	7							
Audubon Boro Emergency Ballots	Total	0	0	0.00										
<b>Audubon Borough</b>	<b>Total</b>	<b>1406</b>	<b>341</b>	<b>24.25</b>	<b>255</b>	<b>260</b>	<b>255</b>	<b>1</b>						
Audubon Park Dist 1	Total	136	41	30.15	26	30	27							
Audubon Park Mail-In Ballot	Total	0	11	0.00	10	10	11							
Audubon Park Provisional	Total	0	4	0.00	3	3	3							
Audubon Park Emergency Ballots	Total	0	0	0.00										
<b>Audubon Park Borough</b>	<b>Total</b>	<b>136</b>	<b>56</b>	<b>41.18</b>	<b>39</b>	<b>43</b>	<b>41</b>							
Barrington Dist 1	Total	267	40	14.98	36	37	37							
Barrington Dist 2	Total	215	31	14.42	28	27	26							
Barrington Dist 3	Total	227	30	13.22	28	27	26							
Barrington Dist 4	Total	258	40	15.50	30	33	31							
Barrington Dist 5	Total	118	9	7.63	7	8	7							
Barrington Mail-In Ballot	Total	0	116	0.00	104	104	101							
Barrington Provisional	Total	0	11	0.00	8	7	7							
Barrington Emergency Ballots	Total	0	0	0.00										
<b>Barrington Borough</b>	<b>Total</b>	<b>1085</b>	<b>277</b>	<b>25.53</b>	<b>241</b>	<b>243</b>	<b>235</b>							
Bellmawr Dist 1	Total	253	48	18.97	30	28	29							
Bellmawr Dist 2	Total	264	31	11.74	20	19	19							
Bellmawr Dist 3	Total	232	33	14.22	24	26	26							
Bellmawr Dist 4	Total	156	35	22.44	23	24	21							
Bellmawr Dist 5	Total	179	24	13.41	22	22	21							
Bellmawr Dist 6	Total	205	26	12.68	20	18	17							
Bellmawr Dist 7	Total	192	33	17.19	30	28	28							
Bellmawr Mail-In Ballot	Total	0	117	0.00	98	100	94							
Bellmawr Provisional	Total	0	16	0.00	9	11	9							
Bellmawr Emergency Ballots	Total	0	0	0.00										
<b>Bellmawr Borough</b>	<b>Total</b>	<b>1481</b>	<b>363</b>	<b>24.51</b>	<b>276</b>	<b>276</b>	<b>264</b>							

**Board of County Commissioners - REP**

		Registered	Ballots Cast	Turnout (%)	Johanna SCHEETS	Jennifer MOORE	Rachel BOBERG	Write-In						
Berlin Boro Dist 1	Total	271	44	16.24	34	34	33							
Berlin Boro Dist 2	Total	389	69	17.74	49	50	48							
Berlin Boro Dist 3	Total	372	41	11.02	29	27	28							
Berlin Boro Dist 4	Total	342	62	18.13	53	49	49							
Berlin Boro Dist 5	Total	171	28	16.37	23	22	23							
Berlin Boro Mail-In Ballot	Total	0	62	0.00	58	55	57							
Berlin Boro Provisional	Total	0	11	0.00	10	10	9							
Berlin Boro Emergency Ballots	Total	0	0	0.00										
<b>Berlin Borough</b>	<b>Total</b>	<b>1545</b>	<b>317</b>	<b>20.52</b>	<b>256</b>	<b>247</b>	<b>247</b>							
Berlin Twp Dist 1	Total	408	63	15.44	51	53	50							
Berlin Twp Dist 2	Total	131	19	14.50	9	9	8							
Berlin Twp Dist 3	Total	145	18	12.41	9	10	8							
Berlin Twp Dist 4	Total	242	36	14.88	18	18	18							
Berlin Twp Mail-In Ballot	Total	0	102	0.00	88	87	84							
Berlin Twp Provisional	Total	0	3	0.00	3	3	3							
Berlin Twp Emergency Ballots	Total	0	0	0.00										
<b>Berlin Township</b>	<b>Total</b>	<b>926</b>	<b>241</b>	<b>26.03</b>	<b>178</b>	<b>180</b>	<b>171</b>							
Brooklawn Dist 1	Total	219	45	20.55	35	32	33							
Brooklawn Mail-In Ballot	Total	0	10	0.00	9	8	9							
Brooklawn Provisional	Total	0	1	0.00										
Brooklawn Emergency Ballots	Total	0	0	0.00										
<b>Brooklawn Borough</b>	<b>Total</b>	<b>219</b>	<b>56</b>	<b>25.57</b>	<b>44</b>	<b>40</b>	<b>42</b>							
Camden City W1 D1	Total	18	2	11.11										
Camden City W1 D2	Total	50	5	10.00	3	2	3	1						
Camden City W1 D3	Total	49	2	4.08	1	1	1							
Camden City W1 D4	Total	46	3	6.52		1	1							
Camden City W1 D5	Total	83	1	1.20	1	1								
Camden City W1 D6	Total	65	2	3.08	2	2	1							
Camden City W1 D7	Total	43	0	0.00										
Camden City W1 D8	Total	32	1	3.13	1	1	1							
Camden City W1 D9	Total	56	2	3.57	1	1	2							
Camden City W1 D10	Total	72	0	0.00										
Camden City Ward 1 Mail-In Ballot	Total	0	16	0.00	11	13	11							
Camden City Ward 1 Provisional	Total	0	3	0.00	3	1	1							
Camden City W1 Emergency Ballots	Total	0	0	0.00										
Camden City W2 D1	Total	20	2	10.00	1	1	1							
Camden City W2 D2	Total	34	4	11.76	3	2	2							
Camden City W2 D3	Total	34	0	0.00										
Camden City W2 D4	Total	45	5	11.11		1								

**Board of County Commissioners - REP**

		Registered	Ballots Cast	Turnout (%)	Johanna SCHEETS	Jennifer MOORE	Rachel BOBERG	Write-In						
Camden City W2 D5	Total	32	1	3.13	1	1	1							
Camden City W2 D6	Total	63	3	4.76	1	1	1							
Camden City W2 D7	Total	36	0	0.00										
Camden City W2 D8	Total	82	1	1.22	1	1	1							
Camden City W2 D9	Total	82	3	3.66	2	1	2							
Camden City W2 D10	Total	35	0	0.00										
Camden City W2 D11	Total	36	0	0.00										
Camden City Ward 2 Mail-In Ballot	Total	0	12	0.00	6	8	9	1						
Camden City Ward 2 Provisional	Total	0	4	0.00	1	3	2							
Camden City W2 Emergency Ballots	Total	0	0	0.00										
Camden City W3 D1	Total	56	2	3.57	1	1	1							
Camden City W3 D2	Total	97	5	5.15	3	3	3							
Camden City W3 D3	Total	48	3	6.25	3	3	3							
Camden City W3 D4	Total	52	1	1.92	1	1	1							
Camden City W3 D5	Total	50	0	0.00										
Camden City W3 D6	Total	42	3	7.14	2	2	1							
Camden City W3 D7	Total	79	0	0.00										
Camden City W3 D8	Total	97	2	2.06	2	2	2							
Camden City W3 D9	Total	79	0	0.00										
Camden City Ward 3 Mail-In Ballot	Total	0	13	0.00	10	11	11							
Camden City Ward 3 Provisional	Total	0	2	0.00	1	2	2							
Camden City W3 Emergency Ballots	Total	0	0	0.00										
Camden City W4 D1	Total	41	0	0.00										
Camden City W4 D2	Total	49	1	2.04										
Camden City W4 D3	Total	67	1	1.49	1	1	1							
Camden City W4 D4	Total	58	1	1.72	1	1	1							
Camden City W4 D5	Total	54	2	3.70	1	2	1							
Camden City W4 D6	Total	70	4	5.71	2	1	1							
Camden City W4 D7	Total	58	2	3.45										
Camden City W4 D8	Total	77	2	2.60										
Camden City W4 D9	Total	54	7	12.96	6	6	6							
Camden City W4 D10	Total	72	3	4.17	2	2	2							
Camden City Ward 4 Mail-In Ballot	Total	0	0	0.00										
Camden City Ward 4 Provisional	Total	0	1	0.00	1	1	1							
Camden Ctiy W4 Emergency Ballots	Total	0	0	0.00										
Camden City	Total	2213	127	5.74	76	81	77	2						
Cherry Hill Dist 1	Total	235	42	17.87	32	31	30							
Cherry Hill Dist 2	Total	239	39	16.32	31	31	30							
Cherry Hill Dist 3	Total	224	26	11.61	20	19	20							
Cherry Hill Dist 4	Total	271	35	12.92	29	28	26							

**Board of County Commissioners - REP**

		Registered	Ballots Cast	Turnout (%)	Johanna SCHEETS	Jennifer MOORE	Rachel BOBERG	Write-In						
Cherry Hill Dist 5	Total	231	27	11.69	19	19	19							
Cherry Hill Dist 6	Total	198	27	13.64	20	18	20							
Cherry Hill Dist 7	Total	203	21	10.34	16	17	18							
Cherry Hill Dist 8	Total	163	20	12.27	14	14	14							
Cherry Hill Dist 9	Total	404	29	7.18	27	25	27							
Cherry Hill Dist 10	Total	183	31	16.94	25	24	24							
Cherry Hill Dist 11	Total	270	32	11.85	25	24	23							
Cherry Hill Dist 12	Total	283	34	12.01	27	27	24							
Cherry Hill Dist 13	Total	313	33	10.54	28	28	28							
Cherry Hill Dist 14	Total	196	29	14.80	21	22	21							
Cherry Hill Dist 15	Total	233	31	13.30	21	19	20							
Cherry Hill Dist 16	Total	138	9	6.52	9	9	9							
Cherry Hill Dist 17	Total	234	22	9.40	14	14	13							
Cherry Hill Dist 18	Total	188	20	10.64	15	12	12							
Cherry Hill Dist 19	Total	193	23	11.92	15	17	15							
Cherry Hill Dist 20	Total	483	57	11.80	45	46	41							
Cherry Hill Dist 21	Total	259	35	13.51	29	29	28							
Cherry Hill Dist 22	Total	298	20	6.71	11	13	12							
Cherry Hill Dist 23	Total	266	30	11.28	19	18	18							
Cherry Hill Dist 24	Total	251	19	7.57	14	14	12							
Cherry Hill Dist 25	Total	221	27	12.22	20	21	19							
Cherry Hill Dist 26	Total	310	29	9.35	25	22	22							
Cherry Hill Dist 27	Total	205	22	10.73	21	22	21							
Cherry Hill Dist 28	Total	199	20	10.05	15	16	15							
Cherry Hill Dist 29	Total	271	29	10.70	19	20	18							
Cherry Hill Dist 30	Total	97	9	9.28	8	8	8							
Cherry Hill Dist 31	Total	291	24	8.25	14	16	13							
Cherry Hill Dist 32	Total	108	10	9.26	7	8	6							
Cherry Hill Dist 33	Total	276	30	10.87	27	26	26							
Cherry Hill Dist 34	Total	257	24	9.34	16	17	17							
Cherry Hill Dist 35	Total	343	35	10.20	33	33	33							
Cherry Hill Dist 36	Total	244	12	4.92	9	8	7							
Cherry Hill Dist 37	Total	187	20	10.70	19	19	18							
Cherry Hill Dist 38	Total	122	6	4.92	6	6	6							
Cherry Hill Dist 39	Total	206	25	12.14	24	23	23							
Cherry Hill Dist 40	Total	171	14	8.19	11	12	11							
Cherry Hill Dist 41	Total	193	14	7.25	10	10	9							
Cherry Hill Dist 42	Total	179	31	17.32	22	21	21							
Cherry Hill Dist 43	Total	200	18	9.00	13	13	13							
Cherry Hill Dist 44	Total	241	19	7.88	17	16	15	3						
Cherry Hill Dist 45	Total	365	41	11.23	28	29	27							
Cherry Hill Dist 46	Total	254	21	8.27	13	13	13							
Cherry Hill Dist 47	Total	192	19	9.90	11	12	10							
Cherry Hill Dist 48	Total	86	6	6.98	5	4	4							
Cherry Hill Mail-In Ballot	Total	0	1337	0.00	1134	1166	1112	2						
Cherry Hill Provisional	Total	0	99	0.00	78	80	75							
Cherry Hill Emergency Ballots	Total	0	0	0.00										
Cherry Hill Twp	Total	11174	2632	23.55	2131	2159	2066	5						

**Board of County Commissioners - REP**

		Registered	Ballots Cast	Turnout (%)	Johanna SCHEETS	Jennifer MOORE	Rachel BOBERG	Write-In						
Chesilhurst Dist 1	Total	180	28	15.56	21	22	22							
Chesilhurst Mail-In Ballot	Total	0	23	0.00	21	21	21							
Chesilhurst Provisional	Total	0	0	0.00										
Chesilhurst Emergency Ballots	Total	0	0	0.00										
<b>Chesilhurst Borough</b>	<b>Total</b>	<b>180</b>	<b>51</b>	<b>28.33</b>	<b>42</b>	<b>43</b>	<b>43</b>							
Clementon Dist 1	Total	180	29	16.11	23	22	23							
Clementon Dist 2	Total	204	33	16.18	25	24	24							
Clementon Dist 3	Total	235	41	17.45	31	30	32							
Clementon Mail-In Ballot	Total	0	64	0.00	49	50	50	3						
Clementon Provisional	Total	0	4	0.00	3	3	2							
Clementon Emergency Ballots	Total	0	0	0.00										
<b>Clementon Borough</b>	<b>Total</b>	<b>619</b>	<b>171</b>	<b>27.63</b>	<b>131</b>	<b>129</b>	<b>131</b>	<b>3</b>						
Collingswood Dist 1	Total	109	16	14.68	14	13	14							
Collingswood Dist 2	Total	146	16	10.96	14	15	14							
Collingswood Dist 3	Total	98	10	10.20	6	6	5							
Collingswood Dist 4	Total	153	22	14.38	18	17	16							
Collingswood Dist 5	Total	94	8	8.51	7	7	7							
Collingswood Dist 6	Total	117	16	13.68	12	12	12							
Collingswood Dist 7	Total	162	25	15.43	21	20	21							
Collingswood Dist 8	Total	125	14	11.20	12	11	11							
Collingswood Dist 9	Total	184	25	13.59	19	18	18							
Collingswood Dist 10	Total	131	20	15.27	18	19	18							
Collingswood Dist 11	Total	130	19	14.62	14	15	15							
Collingswood Dist 12	Total	84	17	20.24	12	12	12							
Collingswood Mail-In Ballot	Total	0	115	0.00	98	98	98	4						
Collingswood Provisional	Total	0	12	0.00	9	9	9							
Collingswood Emergency Ballots	Total	0	0	0.00										
<b>Collingswood Borough</b>	<b>Total</b>	<b>1533</b>	<b>335</b>	<b>21.85</b>	<b>274</b>	<b>272</b>	<b>270</b>	<b>4</b>						
Gibbsboro Dist 1	Total	231	36	15.58	29	26	25							
Gibbsboro Dist 2	Total	199	25	12.56	17	18	16							
Gibbsboro Mail-In Ballot	Total	0	34	0.00	28	28	28							
Gibbsboro Provisional	Total	0	6	0.00	6	6	5							
Gibbsboro Emergency Ballots	Total	0	0	0.00										
<b>Gibbsboro Borough</b>	<b>Total</b>	<b>430</b>	<b>101</b>	<b>23.49</b>	<b>80</b>	<b>78</b>	<b>74</b>							
Gloucester City W1 D1	Total	126	8	6.35	6	6	7							

**Board of County Commissioners - REP**

		Registered	Ballots Cast	Turnout (%)	Johanna SCHEETS	Jennifer MOORE	Rachel BOBERG	Write-In						
Gloucester City W1 D2	Total	107	11	10.28	9	9	9							
Gloucester City W1 D3	Total	141	18	12.77	12	13	11							
Gloucester City Ward 1 Mail-In Ballot	Total	0	28	0.00	23	24	23							
Gloucester City Ward 1 Provisional	Total	0	1	0.00										
Gloucester City W1 Emergency Ballots	Total	0	0	0.00										
Gloucester City W2 D1	Total	102	18	17.65	13	11	11							
Gloucester City W2 D2	Total	161	21	13.04	20	19	18							
Gloucester City W2 D3	Total	157	9	5.73	6	7	5							
Gloucester City Ward 2 Mail-In Ballot	Total	0	28	0.00	23	25	21							
Gloucester City Ward 2 Provisional	Total	0	5	0.00	5	5	5							
Gloucester City W2 Emergency Ballots	Total	0	0	0.00										
Gloucester City W3 D1	Total	169	25	14.79	17	16	17							
Gloucester City W3 D2	Total	212	27	12.74	21	19	20							
Gloucester City Ward 3 Mail-In Ballot	Total	0	32	0.00	26	28	25							
Gloucester City Ward 3 Provisional	Total	0	4	0.00	3	3	3							
Gloucester City W3 Emergency Ballots	Total	0	0	0.00										
Gloucester City	Total	1175	235	20.00	184	185	175							
Gloucester Twp Dist 1	Total	196	39	19.90	26	25	25	6						
Gloucester Twp Dist 2	Total	159	31	19.50	27	25	26							
Gloucester Twp Dist 3	Total	224	33	14.73	26	26	24							
Gloucester Twp Dist 4	Total	276	46	16.67	36	34	32							
Gloucester Twp Dist 5	Total	261	18	6.90	6	5	4	6						
Gloucester Twp Dist 6	Total	329	53	16.11	40	39	41							
Gloucester Twp Dist 7	Total	273	37	13.55	29	29	27							
Gloucester Twp Dist 8	Total	182	21	11.54	18	19	18							
Gloucester Twp Dist 9	Total	318	42	13.21	35	37	36							
Gloucester Twp Dist 10	Total	232	27	11.64	20	19	20							
Gloucester Twp Dist 11	Total	265	41	15.47	36	34	34							
Gloucester Twp Dist 12	Total	305	40	13.11	31	31	29							
Gloucester Twp Dist 13	Total	268	29	10.82	22	20	20							
Gloucester Twp Dist 14	Total	148	19	12.84	16	15	16							
Gloucester Twp Dist 15	Total	328	58	17.68	41	41	42							
Gloucester Twp Dist 16	Total	324	49	15.12	37	37	34							
Gloucester Twp Dist 17	Total	319	27	8.46	21	22	21							
Gloucester Twp Dist 18	Total	258	30	11.63	21	21	20							
Gloucester Twp Dist 19	Total	291	28	9.62	20	21	17							
Gloucester Twp Dist 20	Total	249	25	10.04	21	18	20							
Gloucester Twp Dist 21	Total	172	23	13.37	18	17	17							
Gloucester Twp Dist 22	Total	196	28	14.29	23	22	23							
Gloucester Twp Dist 23	Total	153	14	9.15	10	11	10							



**Board of County Commissioners - REP**

		Registered	Ballots Cast	Turnout (%)	Johanna SCHEETS	Jennifer MOORE	Rachel BOBERG	Write-In						
Gloucester Twp Dist 24	Total	325	53	16.31	38	34	33							
Gloucester Twp Dist 25	Total	276	45	16.30	35	34	33							
Gloucester Twp Dist 26	Total	210	31	14.76	26	24	22							
Gloucester Twp Dist 27	Total	250	39	15.60	33	33	34							
Gloucester Twp Dist 28	Total	166	32	19.28	27	25	23							
Gloucester Twp Dist 29	Total	305	36	11.80	28	25	27							
Gloucester Twp Dist 30	Total	323	59	18.27	38	39	38							
Gloucester Twp Dist 31	Total	193	32	16.58	23	23	22							
Gloucester Twp Dist 32	Total	281	41	14.59	31	31	31							
Gloucester Twp Dist 33	Total	180	16	8.89	12	12	11							
Gloucester Twp Dist 34	Total	188	19	10.11	16	16	16							
Gloucester Twp Dist 35	Total	267	30	11.24	19	19	19							
Gloucester Twp Dist 36	Total	189	20	10.58	14	13	14							
Gloucester Twp Dist 37	Total	45	5	11.11	2	3	3							
Gloucester Twp Dist 38	Total	119	17	14.29	11	10	10							
Gloucester Twp Dist 39	Total	125	16	12.80	11	12	11							
Gloucester Twp Dist 40	Total	240	34	14.17	27	27	29							
Gloucester Twp Mail-In Ballot	Total	0	1011	0.00	853	873	835	5						
Gloucester Twp Provisional	Total	0	76	0.00	62	63	60	3						
Gloucester Twp Emergency Ballots	Total	0	0	0.00										
<b>Gloucester Twp</b>	<b>Total</b>	<b>9408</b>	<b>2370</b>	<b>25.19</b>	<b>1886</b>	<b>1884</b>	<b>1827</b>	<b>20</b>						
Haddon Twp Dist 1	Total	214	25	11.68	23	22	22							
Haddon Twp Dist 2	Total	127	12	9.45	10	10	10							
Haddon Twp Dist 3	Total	271	46	16.97	37	35	37							
Haddon Twp Dist 4	Total	131	22	16.79	19	17	16							
Haddon Twp Dist 5	Total	90	15	16.67	10	10	9							
Haddon Twp Dist 6	Total	165	29	17.58	22	23	22							
Haddon Twp Dist 7	Total	141	23	16.31	19	17	17							
Haddon Twp Dist 8	Total	147	20	13.61	17	17	14							
Haddon Twp Dist 9	Total	94	12	12.77	10	10	9	1						
Haddon Twp Dist 10	Total	148	18	12.16	14	14	14							
Haddon Twp Dist 11	Total	201	25	12.44	19	20	20							
Haddon Twp Dist 12	Total	311	34	10.93	26	26	26							
Haddon Twp Dist 13	Total	147	19	12.93	18	18	17							
Haddon Twp Dist 14	Total	151	23	15.23	17	18	15							
Haddon Twp Dist 15	Total	149	23	15.44	19	20	19							
Haddon Twp Mail-In Ballot	Total	0	252	0.00	215	216	207	1						
Haddon Twp Provisional	Total	0	25	0.00	18	19	18							
Haddon Twp Emergency Ballots	Total	0	0	0.00										
<b>Haddon Twp</b>	<b>Total</b>	<b>2487</b>	<b>623</b>	<b>25.05</b>	<b>513</b>	<b>512</b>	<b>492</b>	<b>2</b>						
Haddonfield Dist 1	Total	286	25	8.74	20	20	20							
Haddonfield Dist 2	Total	309	41	13.27	35	35	35							

**Board of County Commissioners - REP**

		Registered	Ballots Cast	Turnout (%)	Johanna SCHEETS	Jennifer MOORE	Rachel BOBERG	Write-In						
Haddonfield Dist 3	Total	189	31	16.40	23	24	24							
Haddonfield Dist 4	Total	254	29	11.42	26	23	23							
Haddonfield Dist 5	Total	222	16	7.21	14	13	12							
Haddonfield Dist 6	Total	241	38	15.77	31	32	31							
Haddonfield Dist 7	Total	190	19	10.00	15	14	12							
Haddonfield Dist 8	Total	218	13	5.96	11	10	12							
Haddonfield Dist 9	Total	257	25	9.73	21	21	20							
Haddonfield Dist 10	Total	201	16	7.96	14	13	13							
Haddonfield Mail-In Ballot	Total	0	294	0.00	256	257	252	9						
Haddonfield Provisional	Total	0	28	0.00	21	22	18							
Haddonfield Emergency Ballots	Total	0	0	0.00										
<b>Haddonfield Borough</b>	<b>Total</b>	<b>2367</b>	<b>575</b>	<b>24.29</b>	<b>487</b>	<b>484</b>	<b>472</b>	<b>9</b>						
Haddon Heights Dist 1	Total	186	33	17.74	27	29	28							
Haddon Heights Dist 2	Total	118	17	14.41	13	13	12							
Haddon Heights Dist 3	Total	260	32	12.31	22	21	22							
Haddon Heights Dist 4	Total	167	28	16.77	25	21	23							
Haddon Heights Dist 5	Total	203	31	15.27	24	24	23							
Haddon Heights Dist 6	Total	251	40	15.94	36	35	34							
Haddon Heights Dist 7	Total	244	34	13.93	28	31	28							
Haddon Heights Mail-In Ballot	Total	0	159	0.00	139	142	137							
Haddon Heights Provisional	Total	0	9	0.00	8	9	8							
Haddon Heights Emergency Ballots	Total	0	0	0.00										
<b>Haddon Heights Borough</b>	<b>Total</b>	<b>1429</b>	<b>383</b>	<b>26.80</b>	<b>322</b>	<b>325</b>	<b>315</b>							
Hi-Nella Dist 1	Total	93	12	12.90	10	9	9							
Hi Nella Mail-In Ballot	Total	0	6	0.00	6	6	5							
Hi Nella Provisional	Total	0	0	0.00										
Hi Nella Emergency Ballots	Total	0	0	0.00										
<b>Hi-Nella Borough</b>	<b>Total</b>	<b>93</b>	<b>18</b>	<b>19.35</b>	<b>16</b>	<b>15</b>	<b>14</b>							
Laurel Springs Dist 1	Total	158	21	13.29	16	13	16							
Laurel Springs Dist 2	Total	196	25	12.76	19	17	14							
Laurel Springs Mail-In Ballot	Total	0	35	0.00	25	28	26							
Laurel Springs Provisional	Total	0	0	0.00										
Laurel Springs Emergency Ballots	Total	0	0	0.00										
<b>Laurel Springs Borough</b>	<b>Total</b>	<b>354</b>	<b>81</b>	<b>22.88</b>	<b>60</b>	<b>58</b>	<b>56</b>							
Lawnside Dist 1	Total	43	4	9.30	1	3	2							
Lawnside Dist 2	Total	48	2	4.17	2	2	2							

**Board of County Commissioners - REP**

		Registered	Ballots Cast	Turnout (%)	Johanna SCHEETS	Jennifer MOORE	Rachel BOBERG	Write-In						
Lawnside Mail-In Ballot	Total	0	10	0.00	8	10	9							
Lawnside Provisional	Total	0	0	0.00										
Lawnside Emergency Ballots	Total	0	0	0.00										
<b>Lawnside Borough</b>	<b>Total</b>	<b>91</b>	<b>16</b>	<b>17.58</b>	<b>11</b>	<b>15</b>	<b>13</b>							
Lindenwold Dist 1	Total	203	25	12.32	17	15	16							
Lindenwold Dist 2	Total	190	26	13.68	21	22	22							
Lindenwold Dist 3	Total	117	28	23.93	19	19	19							
Lindenwold Dist 4	Total	188	24	12.77	18	18	18							
Lindenwold Dist 5	Total	80	4	5.00	3	3	3							
Lindenwold Dist 6	Total	116	9	7.76	7	7	7							
Lindenwold Dist 7	Total	71	0	0.00										
Lindenwold Dist 8	Total	137	11	8.03	7	8	6							
Lindenwold Dist 9	Total	93	18	19.35	15	16	14							
Lindenwold Mail-In Ballot	Total	0	107	0.00	87	89	87							
Lindenwold Provisional	Total	0	11	0.00	7	7	6							
Lindenwold Emergency Ballots	Total	0	0	0.00										
<b>Lindenwold Borough</b>	<b>Total</b>	<b>1195</b>	<b>263</b>	<b>22.01</b>	<b>201</b>	<b>204</b>	<b>198</b>							
Magnolia Dist 1	Total	127	21	16.54	14	16	13							
Magnolia Dist 2	Total	129	16	12.40	12	12	11							
Magnolia Dist 3	Total	170	23	13.53	18	18	17							
Magnolia Dist 4	Total	158	26	16.46	21	21	22							
Magnolia Mail-In Ballot	Total	0	50	0.00	37	39	36							
Magnolia Provisional	Total	0	5	0.00	4	4	4							
Magnolia Emergency Ballots	Total	0	0	0.00										
<b>Magnolia Borough</b>	<b>Total</b>	<b>584</b>	<b>141</b>	<b>24.14</b>	<b>106</b>	<b>110</b>	<b>103</b>							
Merchantville Dist 1	Total	240	36	15.00	24	21	21							
Merchantville Dist 2	Total	143	30	20.98	20	22	22							
Merchantville Dist 3	Total	116	16	13.79	11	10	10							
Merchantville Mail-In Ballot	Total	0	49	0.00	37	37	36							
Merchantville Provisional	Total	0	1	0.00	1	1	1							
Merchantville Emergency Ballots	Total	0	0	0.00										
<b>Merchantville Borough</b>	<b>Total</b>	<b>499</b>	<b>132</b>	<b>26.45</b>	<b>93</b>	<b>91</b>	<b>90</b>							
Mt Ephraim Dist 1	Total	155	26	16.77	18	18	18							
Mt Ephraim Dist 2	Total	179	29	16.20	21	21	22							
Mt Ephraim Dist 3	Total	211	32	15.17	22	23	22							
Mt Ephraim Dist 4	Total	164	22	13.41	14	12	12							
Mt. Ephraim Mail-In Ballot	Total	0	58	0.00	43	44	45							

**Board of County Commissioners - REP**

		Registered	Ballots Cast	Turnout (%)	Johanna SCHEETS	Jennifer MOORE	Rachel BOBERG	Write-In						
Mt. Ephraim Provisional	Total	0	4	0.00	2	3	2							
Mt. Ephraim Emergency Ballots	Total	0	0	0.00										
Mount Ephraim Borough	Total	709	171	24.12	120	121	121							
Oaklyn Dist 1	Total	121	21	17.36	18	18	16							
Oaklyn Dist 2	Total	146	29	19.86	23	22	20	1						
Oaklyn Dist 3	Total	150	27	18.00	26	23	23							
Oaklyn Dist 4	Total	122	19	15.57	17	16	15							
Oaklyn Mail-In Ballot	Total	0	40	0.00	33	34	33							
Oaklyn Provisional	Total	0	7	0.00	6	6	6							
Oaklyn Emergency Ballots	Total	0	0	0.00										
Oaklyn Borough	Total	539	143	26.53	123	119	113	1						
Pennsauken Dist 1	Total	112	9	8.04	8	8	8							
Pennsauken Dist 2	Total	96	5	5.21	3	3	3							
Pennsauken Dist 3	Total	174	28	16.09	18	17	17							
Pennsauken Dist 4	Total	142	10	7.04	6	5	5							
Pennsauken Dist 5	Total	147	17	11.56	12	13	12							
Pennsauken Dist 6	Total	221	29	13.12	21	21	21							
Pennsauken Dist 7	Total	165	21	12.73	16	14	16							
Pennsauken Dist 8	Total	146	18	12.33	16	15	14							
Pennsauken Dist 9	Total	152	13	8.55	11	11	10							
Pennsauken Dist 10	Total	127	11	8.66	8	6	6							
Pennsauken Dist 11	Total	194	33	17.01	21	22	20							
Pennsauken Dist 12	Total	92	7	7.61	6	6	5							
Pennsauken Dist 13	Total	172	37	21.51	24	23	24							
Pennsauken Dist 14	Total	101	17	16.83	13	12	15							
Pennsauken Dist 15	Total	109	4	3.67	3	2	2							
Pennsauken Dist 16	Total	61	5	8.20	2	2	2							
Pennsauken Dist 17	Total	181	20	11.05	16	16	14							
Pennsauken Dist 18	Total	221	25	11.31	20	20	20							
Pennsauken Dist 19	Total	104	14	13.46	7	7	6	3						
Pennsauken Dist 20	Total	38	2	5.26	1	1	1							
Pennsauken Dist 21	Total	114	15	13.16	9	9	9							
Pennsauken Dist 22	Total	129	31	24.03	25	24	23							
Pennsauken Dist 23	Total	120	11	9.17	8	8	8							
Pennsauken Dist 24	Total	40	1	2.50		1	1							
Pennsauken Mail-In Ballot	Total	0	262	0.00	220	227	221	4						
Pennsauken Provisional	Total	0	26	0.00	19	21	19							
Pennsauken Emergency Ballots	Total	0	0	0.00										
Pennsauken Twp	Total	3158	671	21.25	513	514	502	7						
Pine Hill Dist 1	Total	142	22	15.49	19	19	17							

**Board of County Commissioners - REP**

		Registered	Ballots Cast	Turnout (%)	Johanna SCHEETS	Jennifer MOORE	Rachel BOBERG	Write-In						
Pine Hill Dist 2	Total	233	24	10.30	16	15	15							
Pine Hill Dist 3	Total	246	31	12.60	23	24	23							
Pine Hill Dist 4	Total	121	18	14.88	12	13	11							
Pine Hill Dist 5	Total	261	37	14.18	24	25	24							
Pine Hill Dist 6	Total	89	11	12.36	6	6	5							
Pine Hill Mail-In Ballot	Total	0	104	0.00	94	93	95							
Pine Hill Provisional	Total	0	10	0.00	8	8	8							
Pine Hill Emergency Ballots	Total	0	0	0.00										
<b>Pine Hill Borough</b>	<b>Total</b>	<b>1092</b>	<b>257</b>	<b>23.53</b>	<b>202</b>	<b>203</b>	<b>198</b>							
Pine Valley Dist 1	Total	8	0	0.00										
Pine Valley Mail-In Ballot	Total	0	4	0.00	4	4	4							
Pine Valley Provisional	Total	0	0	0.00										
Pine Valley Emergency Ballots	Total	0	0	0.00										
<b>Pine Valley Borough</b>	<b>Total</b>	<b>8</b>	<b>4</b>	<b>50.00</b>	<b>4</b>	<b>4</b>	<b>4</b>							
Runnemede Dist 1	Total	167	19	11.38	12	16	13							
Runnemede Dist 2	Total	179	38	21.23	27	27	28							
Runnemede Dist 3	Total	134	18	13.43	16	17	15							
Runnemede Dist 4	Total	166	24	14.46	19	16	17							
Runnemede Dist 5	Total	251	28	11.16	18	18	16							
Runnemede Dist 6	Total	210	34	16.19	27	28	26							
Runnemede Mail-In Ballot	Total	0	130	0.00	101	103	99	3						
Runnemede Provisional	Total	0	16	0.00	13	15	14							
Runnemede Emergency Ballots	Total	0	0	0.00										
<b>Runnemede Borough</b>	<b>Total</b>	<b>1107</b>	<b>307</b>	<b>27.73</b>	<b>233</b>	<b>240</b>	<b>228</b>	<b>3</b>						
Somerdale Dist 1	Total	243	34	13.99	20	19	17							
Somerdale Dist 2	Total	137	17	12.41	10	11	12							
Somerdale Dist 3	Total	89	16	17.98	11	12	11							
Somerdale Dist 4	Total	122	18	14.75	15	13	9							
Somerdale Mail-In Ballot	Total	0	53	0.00	47	49	46							
Somerdale Provisional	Total	0	4	0.00	4	3	4							
Somerdale Emergency Ballots	Total	0	0	0.00										
<b>Somerdale Borough</b>	<b>Total</b>	<b>591</b>	<b>142</b>	<b>24.03</b>	<b>107</b>	<b>107</b>	<b>99</b>							
Stratford Dist 1	Total	159	22	13.84	20	20	21							
Stratford Dist 2	Total	205	36	17.56	28	29	27							
Stratford Dist 3	Total	153	36	23.53	30	28	29							
Stratford Dist 4	Total	234	31	13.25	25	26	24							
Stratford Dist 5	Total	74	7	9.46	4	4	4							

**Board of County Commissioners - REP**

		Registered	Ballots Cast	Turnout (%)	Johanna SCHEETS	Jennifer MOORE	Rachel BOBERG	Write-In						
Stratford Dist 6	Total	187	9	4.81	4	5	5							
Stratford Mail-In Ballot	Total	0	106	0.00	88	91	91							
Stratford Provisional	Total	0	3	0.00	3	3	3							
Stratford Emergency Ballots	Total	0	0	0.00										
<b>Stratford Borough</b>	<b>Total</b>	<b>1012</b>	<b>250</b>	<b>24.70</b>	<b>202</b>	<b>206</b>	<b>204</b>							
Tavistock Dist 1	Total	2	0	0.00										
Tavistock Mail-In Ballot	Total	0	0	0.00										
Tavistock Provisional	Total	0	0	0.00										
Tavistock Emergency Ballots	Total	0	0	0.00										
<b>Tavistock Borough</b>	<b>Total</b>	<b>2</b>	<b>0</b>	<b>0.00</b>										
Voorhees Dist 1	Total	276	40	14.49	32	33	28							
Voorhees Dist 2	Total	309	51	16.50	37	37	35							
Voorhees Dist 3	Total	245	38	15.51	30	30	28	3						
Voorhees Dist 4	Total	235	23	9.79	17	19	15							
Voorhees Dist 5	Total	197	18	9.14	13	13	13							
Voorhees Dist 6	Total	306	38	12.42	34	35	34							
Voorhees Dist 7	Total	180	17	9.44	15	15	14							
Voorhees Dist 8	Total	279	22	7.89	17	16	16							
Voorhees Dist 9	Total	314	35	11.15	27	26	26							
Voorhees Dist 10	Total	189	20	10.58	14	15	14							
Voorhees Dist 11	Total	257	24	9.34	23	22	22							
Voorhees Dist 12	Total	217	24	11.06	20	20	19							
Voorhees Dist 13	Total	241	25	10.37	22	22	22							
Voorhees Dist 14	Total	176	28	15.91	27	26	26							
Voorhees Dist 15	Total	246	16	6.50	13	13	12							
Voorhees Dist 16	Total	206	17	8.25	16	16	15							
Voorhees Dist 17	Total	165	11	6.67	11	10	10							
Voorhees Dist 18	Total	168	8	4.76	8	8	8							
Voorhees Dist 19	Total	216	18	8.33	10	11	9							
Voorhees Mail-In Ballot	Total	0	526	0.00	445	455	439							
Voorhees Provisional	Total	0	31	0.00	25	26	22							
Voorhees Emergency Ballots	Total	0	0	0.00										
<b>Voorhees Twp</b>	<b>Total</b>	<b>4422</b>	<b>1030</b>	<b>23.29</b>	<b>856</b>	<b>868</b>	<b>827</b>	<b>3</b>						
Waterford Dist 1	Total	409	52	12.71	40	40	38							
Waterford Dist 2	Total	303	55	18.15	46	46	45							
Waterford Dist 3	Total	244	46	18.85	34	34	25							
Waterford Dist 4	Total	306	66	21.57	52	50	51							
Waterford Dist 5	Total	249	32	12.85	26	27	23							
Waterford Dist 6	Total	202	30	14.85	25	24	22							
Waterford Dist 7	Total	357	74	20.73	53	53	50							
Waterford Dist 8	Total	187	39	20.86	29	31	29							

**Board of County Commissioners - REP**

		Registered	Ballots Cast	Turnout (%)	Johanna SCHEETS	Jennifer MOORE	Rachel BOBERG	Write-In						
Waterford Mail-In Ballot	Total	0	213	0.00	188	190	183							
Waterford Provisional	Total	0	21	0.00	13	15	14							
Waterford Emergency Ballots	Total	0	0	0.00										
<b>Waterford Twp</b>	<b>Total</b>	<b>2257</b>	<b>628</b>	<b>27.82</b>	<b>506</b>	<b>510</b>	<b>480</b>							
Winslow W1 D1	Total	357	62	17.37	52	55	51							
Winslow W1 D2	Total	399	75	18.80	53	52	49							
Winslow W1 D3	Total	225	33	14.67	25	25	24							
Winslow W1 D4	Total	340	64	18.82	44	45	43							
Winslow W1 D5	Total	368	54	14.67	44	42	42							
Winslow W1 D6	Total	123	22	17.89	18	18	16							
Winslow Ward 1 Mail-In Ballot	Total	0	230	0.00	190	193	183							
Winslow Ward 1 Provisional	Total	0	34	0.00	26	26	25	2						
Winslow W1 Emergency Ballots	Total	0	0	0.00										
Winslow W2 D1	Total	192	26	13.54	20	20	18							
Winslow W2 D2	Total	219	32	14.61	25	25	24							
Winslow W2 D3	Total	423	64	15.13	45	44	44							
Winslow W2 D4	Total	243	48	19.75	36	36	35							
Winslow W2 D5	Total	283	61	21.55	45	44	44							
Winslow W2 D6	Total	98	15	15.31	13	12	12							
Winslow Ward 2 Mail-In Ballot	Total	0	174	0.00	130	131	129	3						
Winslow Ward 2 Provisional	Total	0	19	0.00	13	14	13							
Winslow W2 Mail-In Ballot Rejected	Total	0	0	0.00										
Winslow W2 Provisional Rejected	Total	0	0	0.00										
Winslow W2 Emergency Ballots	Total	0	0	0.00										
Winslow W3 D1	Total	92	15	16.30	13	13	12							
Winslow W3 D2	Total	65	4	6.15	3	3	3							
Winslow W3 D3	Total	88	7	7.95	6	6	6							
Winslow W3 D4	Total	98	15	15.31	8	6	8							
Winslow W3 D5	Total	84	12	14.29	7	7	6							
Winslow Ward 3 Mail-In Ballot	Total	0	41	0.00	38	36	39							
Winslow Ward 3 Provisional	Total	0	1	0.00	1	1	1							
Winslow W3 Mail-In Ballot Rejected	Total	0	0	0.00										
Winslow W3 Provisional Rejected	Total	0	0	0.00										
Winslow W3 Emergency Ballots	Total	0	0	0.00										
Winslow W4 D1	Total	193	44	22.80	35	33	36							
Winslow W4 D2	Total	212	15	7.08	11	12	11							
Winslow W4 D3	Total	288	32	11.11	21	22	22							
Winslow W4 D4	Total	205	29	14.15	23	22	24							
Winslow W4 D5	Total	204	32	15.69	23	22	22							
Winslow Ward 4 Mail-In Ballot	Total	0	100	0.00	93	95	88							
Winslow Ward 4 Provisional	Total	0	15	0.00	11	11	11							

**Board of County Commissioners - REP**

		Registered	Ballots Cast	Turnout (%)	Johanna SCHEETS	Jennifer MOORE	Rachel BOBERG	Write-In					
Winslow W4 Mail-In Ballot Rejected	Total	0	0	0.00									
Winslow W4 Provisional Rejected	Total	0	0	0.00									
Winslow W4 Emergency Ballots	Total	0	0	0.00									
Winslow Twp	Total	4799	1375	28.65	1072	1071	1041	5					
Woodlynne Dist 1	Total	61	9	14.75	8	8	7						
Woodlynne Dist 2	Total	58	6	10.34		2	2	3					
Woodlynne Mail-In Ballot	Total	0	11	0.00	8	10	10						
Woodlynne Provisional	Total	0	0	0.00									
Woodlynne Emergency Ballots	Total	0	0	0.00									
Woodlynne Borough	Total	119	26	21.85	16	20	19	3					
Total - TC-Emergency		62444	0	0.00									
Total - TC-Machine		62444	8107	12.98	6170	6102	5913	28					
Total - TC-Mail-In Ballot		62444	6258	10.02	5270	5383	5194	35					
Total - TC-Provisional		62444	544	0.87	416	432	400	5					
Total - TC-Rejected Ballots		62444	0	0.00									
Contest Total		62444	14909	23.88	11856	11917	11507	68					



**State Committee Male Republican - REP**

		Registered	Ballots Cast	Turnout (%)	Jeffrey S. KASKO	Write-In							
Audubon Boro Dist 1	Total	159	27	16.98	19	1							
Audubon Boro Dist 2	Total	137	32	23.36	25								
Audubon Boro Dist 3	Total	196	30	15.31	20								
Audubon Boro Dist 4	Total	119	19	15.97	17								
Audubon Boro Dist 5	Total	202	24	11.88	17								
Audubon Boro Dist 6	Total	240	35	14.58	27								
Audubon Boro Dist 7	Total	176	30	17.05	19								
Audubon Boro Dist 8	Total	177	20	11.30	12								
Audubon Boro Mail-In Ballot	Total	0	113	0.00	95	1							
Audubon Boro Provisional	Total	0	11	0.00	8								
Audubon Boro Emergency Ballots	Total	0	0	0.00									
<b>Audubon Borough</b>	<b>Total</b>	<b>1406</b>	<b>341</b>	<b>24.25</b>	<b>259</b>	<b>2</b>							
Audubon Park Dist 1	Total	136	41	30.15	29								
Audubon Park Mail-In Ballot	Total	0	11	0.00	10	1							
Audubon Park Provisional	Total	0	4	0.00	2								
Audubon Park Emergency Ballots	Total	0	0	0.00									
<b>Audubon Park Borough</b>	<b>Total</b>	<b>136</b>	<b>56</b>	<b>41.18</b>	<b>41</b>	<b>1</b>							
Barrington Dist 1	Total	267	40	14.98	35								
Barrington Dist 2	Total	215	31	14.42	26								
Barrington Dist 3	Total	227	30	13.22	28								
Barrington Dist 4	Total	258	40	15.50	30								
Barrington Dist 5	Total	118	9	7.63	7								
Barrington Mail-In Ballot	Total	0	116	0.00	100								
Barrington Provisional	Total	0	11	0.00	7								
Barrington Emergency Ballots	Total	0	0	0.00									
<b>Barrington Borough</b>	<b>Total</b>	<b>1085</b>	<b>277</b>	<b>25.53</b>	<b>233</b>								
Bellmawr Dist 1	Total	253	48	18.97	27								
Bellmawr Dist 2	Total	264	31	11.74	20								
Bellmawr Dist 3	Total	232	33	14.22	25								
Bellmawr Dist 4	Total	156	35	22.44	23								
Bellmawr Dist 5	Total	179	24	13.41	23								
Bellmawr Dist 6	Total	205	26	12.68	19								
Bellmawr Dist 7	Total	192	33	17.19	28								
Bellmawr Mail-In Ballot	Total	0	117	0.00	93								
Bellmawr Provisional	Total	0	16	0.00	10								
Bellmawr Emergency Ballots	Total	0	0	0.00									
<b>Bellmawr Borough</b>	<b>Total</b>	<b>1481</b>	<b>363</b>	<b>24.51</b>	<b>268</b>								
Berlin Boro Dist 1	Total	271	44	16.24	34								

**State Committee Male Republican - REP**

		Registered	Ballots Cast	Turnout (%)	Jeffrey S. KASKO	Write-In							
Berlin Boro Dist 2	Total	389	69	17.74	53								
Berlin Boro Dist 3	Total	372	41	11.02	28								
Berlin Boro Dist 4	Total	342	62	18.13	49								
Berlin Boro Dist 5	Total	171	28	16.37	23								
Berlin Boro Mail-In Ballot	Total	0	62	0.00	57								
Berlin Boro Provisional	Total	0	11	0.00	10								
Berlin Boro Emergency Ballots	Total	0	0	0.00									
<b>Berlin Borough</b>	<b>Total</b>	<b>1545</b>	<b>317</b>	<b>20.52</b>	<b>254</b>								
Berlin Twp Dist 1	Total	408	63	15.44	47								
Berlin Twp Dist 2	Total	131	19	14.50	9								
Berlin Twp Dist 3	Total	145	18	12.41	9								
Berlin Twp Dist 4	Total	242	36	14.88	16								
Berlin Twp Mail-In Ballot	Total	0	102	0.00	82								
Berlin Twp Provisional	Total	0	3	0.00	3								
Berlin Twp Emergency Ballots	Total	0	0	0.00									
<b>Berlin Township</b>	<b>Total</b>	<b>926</b>	<b>241</b>	<b>26.03</b>	<b>166</b>								
Brooklawn Dist 1	Total	219	45	20.55	35								
Brooklawn Mail-In Ballot	Total	0	10	0.00	9								
Brooklawn Provisional	Total	0	1	0.00									
Brooklawn Emergency Ballots	Total	0	0	0.00									
<b>Brooklawn Borough</b>	<b>Total</b>	<b>219</b>	<b>56</b>	<b>25.57</b>	<b>44</b>								
Camden City W1 D1	Total	18	2	11.11									
Camden City W1 D2	Total	50	5	10.00	2								
Camden City W1 D3	Total	49	2	4.08	1								
Camden City W1 D4	Total	46	3	6.52	1								
Camden City W1 D5	Total	83	1	1.20	1								
Camden City W1 D6	Total	65	2	3.08	2								
Camden City W1 D7	Total	43	0	0.00									
Camden City W1 D8	Total	32	1	3.13	1								
Camden City W1 D9	Total	56	2	3.57	2								
Camden City W1 D10	Total	72	0	0.00									
Camden City Ward 1 Mail-In Ballot	Total	0	16	0.00	10								
Camden City Ward 1 Provisional	Total	0	3	0.00	2								
Camden City W1 Emergency Ballots	Total	0	0	0.00									
Camden City W2 D1	Total	20	2	10.00	1								
Camden City W2 D2	Total	34	4	11.76	3								
Camden City W2 D3	Total	34	0	0.00									
Camden City W2 D4	Total	45	5	11.11									
Camden City W2 D5	Total	32	1	3.13	1								
Camden City W2 D6	Total	63	3	4.76	1								

**State Committee Male Republican - REP**

		Registered	Ballots Cast	Turnout (%)	Jeffrey S. KASKO	Write-In								
Camden City W2 D7	Total	36	0	0.00										
Camden City W2 D8	Total	82	1	1.22	1									
Camden City W2 D9	Total	82	3	3.66	2									
Camden City W2 D10	Total	35	0	0.00										
Camden City W2 D11	Total	36	0	0.00										
Camden City Ward 2 Mail-In Ballot	Total	0	12	0.00	9									
Camden City Ward 2 Provisional	Total	0	4	0.00	3									
Camden City W2 Emergency Ballots	Total	0	0	0.00										
Camden City W3 D1	Total	56	2	3.57	1									
Camden City W3 D2	Total	97	5	5.15	3									
Camden City W3 D3	Total	48	3	6.25	3									
Camden City W3 D4	Total	52	1	1.92	1									
Camden City W3 D5	Total	50	0	0.00										
Camden City W3 D6	Total	42	3	7.14	2									
Camden City W3 D7	Total	79	0	0.00										
Camden City W3 D8	Total	97	2	2.06	2									
Camden City W3 D9	Total	79	0	0.00										
Camden City Ward 3 Mail-In Ballot	Total	0	13	0.00	10									
Camden City Ward 3 Provisional	Total	0	2	0.00	1									
Camden City W3 Emergency Ballots	Total	0	0	0.00										
Camden City W4 D1	Total	41	0	0.00										
Camden City W4 D2	Total	49	1	2.04										
Camden City W4 D3	Total	67	1	1.49	1									
Camden City W4 D4	Total	58	1	1.72	1									
Camden City W4 D5	Total	54	2	3.70	1									
Camden City W4 D6	Total	70	4	5.71	2									
Camden City W4 D7	Total	58	2	3.45										
Camden City W4 D8	Total	77	2	2.60										
Camden City W4 D9	Total	54	7	12.96	6									
Camden City W4 D10	Total	72	3	4.17	1									
Camden City Ward 4 Mail-In Ballot	Total	0	0	0.00										
Camden City Ward 4 Provisional	Total	0	1	0.00	1									
Camden City W4 Emergency Ballots	Total	0	0	0.00										
<b>Camden City</b>	<b>Total</b>	<b>2213</b>	<b>127</b>	<b>5.74</b>	<b>79</b>									
Cherry Hill Dist 1	Total	235	42	17.87	32									
Cherry Hill Dist 2	Total	239	39	16.32	31									
Cherry Hill Dist 3	Total	224	26	11.61	21									
Cherry Hill Dist 4	Total	271	35	12.92	29									
Cherry Hill Dist 5	Total	231	27	11.69	16									
Cherry Hill Dist 6	Total	198	27	13.64	21									

**State Committee Male Republican - REP**

		Registered	Ballots Cast	Turnout (%)	Jeffrey S. KASKO	Write-In							
Cherry Hill Dist 7	Total	203	21	10.34	15								
Cherry Hill Dist 8	Total	163	20	12.27	14								
Cherry Hill Dist 9	Total	404	29	7.18	26								
Cherry Hill Dist 10	Total	183	31	16.94	24								
Cherry Hill Dist 11	Total	270	32	11.85	23								
Cherry Hill Dist 12	Total	283	34	12.01	24								
Cherry Hill Dist 13	Total	313	33	10.54	28								
Cherry Hill Dist 14	Total	196	29	14.80	22								
Cherry Hill Dist 15	Total	233	31	13.30	21								
Cherry Hill Dist 16	Total	138	9	6.52	9								
Cherry Hill Dist 17	Total	234	22	9.40	15								
Cherry Hill Dist 18	Total	188	20	10.64	13								
Cherry Hill Dist 19	Total	193	23	11.92	17								
Cherry Hill Dist 20	Total	483	57	11.80	46								
Cherry Hill Dist 21	Total	259	35	13.51	27								
Cherry Hill Dist 22	Total	298	20	6.71	15								
Cherry Hill Dist 23	Total	266	30	11.28	19								
Cherry Hill Dist 24	Total	251	19	7.57	13								
Cherry Hill Dist 25	Total	221	27	12.22	22								
Cherry Hill Dist 26	Total	310	29	9.35	25								
Cherry Hill Dist 27	Total	205	22	10.73	21								
Cherry Hill Dist 28	Total	199	20	10.05	16								
Cherry Hill Dist 29	Total	271	29	10.70	19								
Cherry Hill Dist 30	Total	97	9	9.28	8								
Cherry Hill Dist 31	Total	291	24	8.25	13								
Cherry Hill Dist 32	Total	108	10	9.26	7								
Cherry Hill Dist 33	Total	276	30	10.87	26								
Cherry Hill Dist 34	Total	257	24	9.34	18								
Cherry Hill Dist 35	Total	343	35	10.20	33								
Cherry Hill Dist 36	Total	244	12	4.92	10								
Cherry Hill Dist 37	Total	187	20	10.70	19								
Cherry Hill Dist 38	Total	122	6	4.92	6								
Cherry Hill Dist 39	Total	206	25	12.14	24								
Cherry Hill Dist 40	Total	171	14	8.19	10								
Cherry Hill Dist 41	Total	193	14	7.25	10								
Cherry Hill Dist 42	Total	179	31	17.32	20								
Cherry Hill Dist 43	Total	200	18	9.00	13								
Cherry Hill Dist 44	Total	241	19	7.88	17	1							
Cherry Hill Dist 45	Total	365	41	11.23	28								
Cherry Hill Dist 46	Total	254	21	8.27	14								
Cherry Hill Dist 47	Total	192	19	9.90	12								
Cherry Hill Dist 48	Total	86	6	6.98	5								
Cherry Hill Mail-In Ballot	Total	0	1337	0.00	1147	2							
Cherry Hill Provisional	Total	0	99	0.00	72								
Cherry Hill Emergency Ballots	Total	0	0	0.00									
Cherry Hill Twp	Total	11174	2632	23.55	2136	3							
Chesilhurst Dist 1	Total	180	28	15.56	21								

**State Committee Male Republican - REP**

		Registered	Ballots Cast	Turnout (%)	Jeffrey S. KASKO	Write-In							
Chesilhurst Mail-In Ballot	Total	0	23	0.00	21								
Chesilhurst Provisional	Total	0	0	0.00									
Chesilhurst Emergency Ballots	Total	0	0	0.00									
<b>Chesilhurst Borough</b>	<b>Total</b>	<b>180</b>	<b>51</b>	<b>28.33</b>	<b>42</b>								
Clementon Dist 1	Total	180	29	16.11	21								
Clementon Dist 2	Total	204	33	16.18	27								
Clementon Dist 3	Total	235	41	17.45	32								
Clementon Mail-In Ballot	Total	0	64	0.00	48	2							
Clementon Provisional	Total	0	4	0.00	3								
Clementon Emergency Ballots	Total	0	0	0.00									
<b>Clementon Borough</b>	<b>Total</b>	<b>619</b>	<b>171</b>	<b>27.63</b>	<b>131</b>	<b>2</b>							
Collingswood Dist 1	Total	109	16	14.68	14								
Collingswood Dist 2	Total	146	16	10.96	16								
Collingswood Dist 3	Total	98	10	10.20	6								
Collingswood Dist 4	Total	153	22	14.38	18								
Collingswood Dist 5	Total	94	8	8.51	7								
Collingswood Dist 6	Total	117	16	13.68	11								
Collingswood Dist 7	Total	162	25	15.43	21								
Collingswood Dist 8	Total	125	14	11.20	11								
Collingswood Dist 9	Total	184	25	13.59	19								
Collingswood Dist 10	Total	131	20	15.27	19								
Collingswood Dist 11	Total	130	19	14.62	15								
Collingswood Dist 12	Total	84	17	20.24	13								
Collingswood Mail-In Ballot	Total	0	115	0.00	93								
Collingswood Provisional	Total	0	12	0.00	9								
Collingswood Emergency Ballots	Total	0	0	0.00									
<b>Collingswood Borough</b>	<b>Total</b>	<b>1533</b>	<b>335</b>	<b>21.85</b>	<b>272</b>								
Gibbsboro Dist 1	Total	231	36	15.58	27								
Gibbsboro Dist 2	Total	199	25	12.56	17								
Gibbsboro Mail-In Ballot	Total	0	34	0.00	28								
Gibbsboro Provisional	Total	0	6	0.00	5								
Gibbsboro Emergency Ballots	Total	0	0	0.00									
<b>Gibbsboro Borough</b>	<b>Total</b>	<b>430</b>	<b>101</b>	<b>23.49</b>	<b>77</b>								
Gloucester City W1 D1	Total	126	8	6.35	6								
Gloucester City W1 D2	Total	107	11	10.28	9								
Gloucester City W1 D3	Total	141	18	12.77	12								
Gloucester City Ward 1 Mail-In Ballot	Total	0	28	0.00	22								

**State Committee Male Republican - REP**

		Registered	Ballots Cast	Turnout (%)	Jeffrey S. KASKO	Write-In							
Gloucester City Ward 1 Provisional	Total	0	1	0.00									
Gloucester City W1 Emergency Ballots	Total	0	0	0.00									
Gloucester City W2 D1	Total	102	18	17.65	13								
Gloucester City W2 D2	Total	161	21	13.04	20								
Gloucester City W2 D3	Total	157	9	5.73	7								
Gloucester City Ward 2 Mail-In Ballot	Total	0	28	0.00	25								
Gloucester City Ward 2 Provisional	Total	0	5	0.00	5								
Gloucester City W2 Emergency Ballots	Total	0	0	0.00									
Gloucester City W3 D1	Total	169	25	14.79	17								
Gloucester City W3 D2	Total	212	27	12.74	20								
Gloucester City Ward 3 Mail-In Ballot	Total	0	32	0.00	27								
Gloucester City Ward 3 Provisional	Total	0	4	0.00	3								
Gloucester City W3 Emergency Ballots	Total	0	0	0.00									
Gloucester City	Total	1175	235	20.00	186								
Gloucester Twp Dist 1	Total	196	39	19.90	26								
Gloucester Twp Dist 2	Total	159	31	19.50	26								
Gloucester Twp Dist 3	Total	224	33	14.73	23								
Gloucester Twp Dist 4	Total	276	46	16.67	36								
Gloucester Twp Dist 5	Total	261	18	6.90	2	1							
Gloucester Twp Dist 6	Total	329	53	16.11	39								
Gloucester Twp Dist 7	Total	273	37	13.55	25								
Gloucester Twp Dist 8	Total	182	21	11.54	16								
Gloucester Twp Dist 9	Total	318	42	13.21	35								
Gloucester Twp Dist 10	Total	232	27	11.64	21								
Gloucester Twp Dist 11	Total	265	41	15.47	32								
Gloucester Twp Dist 12	Total	305	40	13.11	31								
Gloucester Twp Dist 13	Total	268	29	10.82	22								
Gloucester Twp Dist 14	Total	148	19	12.84	15								
Gloucester Twp Dist 15	Total	328	58	17.68	40								
Gloucester Twp Dist 16	Total	324	49	15.12	38								
Gloucester Twp Dist 17	Total	319	27	8.46	20								
Gloucester Twp Dist 18	Total	258	30	11.63	20								
Gloucester Twp Dist 19	Total	291	28	9.62	21								
Gloucester Twp Dist 20	Total	249	25	10.04	21								
Gloucester Twp Dist 21	Total	172	23	13.37	19								
Gloucester Twp Dist 22	Total	196	28	14.29	22								
Gloucester Twp Dist 23	Total	153	14	9.15	11								
Gloucester Twp Dist 24	Total	325	53	16.31	38								
Gloucester Twp Dist 25	Total	276	45	16.30	35								
Gloucester Twp Dist 26	Total	210	31	14.76	24								
Gloucester Twp Dist 27	Total	250	39	15.60	34								

**State Committee Male Republican - REP**

		Registered	Ballots Cast	Turnout (%)	Jeffrey S. KASKO	Write-In								
Gloucester Twp Dist 28	Total	166	32	19.28	22									
Gloucester Twp Dist 29	Total	305	36	11.80	27									
Gloucester Twp Dist 30	Total	323	59	18.27	36									
Gloucester Twp Dist 31	Total	193	32	16.58	26									
Gloucester Twp Dist 32	Total	281	41	14.59	31									
Gloucester Twp Dist 33	Total	180	16	8.89	11									
Gloucester Twp Dist 34	Total	188	19	10.11	15									
Gloucester Twp Dist 35	Total	267	30	11.24	19									
Gloucester Twp Dist 36	Total	189	20	10.58	13									
Gloucester Twp Dist 37	Total	45	5	11.11	2									
Gloucester Twp Dist 38	Total	119	17	14.29	11									
Gloucester Twp Dist 39	Total	125	16	12.80	11									
Gloucester Twp Dist 40	Total	240	34	14.17	28									
Gloucester Twp Mail-In Ballot	Total	0	1011	0.00	839	2								
Gloucester Twp Provisional	Total	0	76	0.00	64									
Gloucester Twp Emergency Ballots	Total	0	0	0.00										
<b>Gloucester Twp</b>	<b>Total</b>	<b>9408</b>	<b>2370</b>	<b>25.19</b>	<b>1847</b>	<b>3</b>								
Haddon Twp Dist 1	Total	214	25	11.68	23									
Haddon Twp Dist 2	Total	127	12	9.45	9									
Haddon Twp Dist 3	Total	271	46	16.97	36									
Haddon Twp Dist 4	Total	131	22	16.79	19									
Haddon Twp Dist 5	Total	90	15	16.67	10									
Haddon Twp Dist 6	Total	165	29	17.58	24									
Haddon Twp Dist 7	Total	141	23	16.31	18									
Haddon Twp Dist 8	Total	147	20	13.61	18									
Haddon Twp Dist 9	Total	94	12	12.77	10									
Haddon Twp Dist 10	Total	148	18	12.16	14									
Haddon Twp Dist 11	Total	201	25	12.44	19									
Haddon Twp Dist 12	Total	311	34	10.93	27									
Haddon Twp Dist 13	Total	147	19	12.93	17									
Haddon Twp Dist 14	Total	151	23	15.23	16									
Haddon Twp Dist 15	Total	149	23	15.44	20									
Haddon Twp Mail-In Ballot	Total	0	252	0.00	216	1								
Haddon Twp Provisional	Total	0	25	0.00	19									
Haddon Twp Emergency Ballots	Total	0	0	0.00										
<b>Haddon Twp</b>	<b>Total</b>	<b>2487</b>	<b>623</b>	<b>25.05</b>	<b>515</b>	<b>1</b>								
Haddonfield Dist 1	Total	286	25	8.74	20									
Haddonfield Dist 2	Total	309	41	13.27	34									
Haddonfield Dist 3	Total	189	31	16.40	22									
Haddonfield Dist 4	Total	254	29	11.42	25									
Haddonfield Dist 5	Total	222	16	7.21	12									
Haddonfield Dist 6	Total	241	38	15.77	33	1								
Haddonfield Dist 7	Total	190	19	10.00	14									

**State Committee Male Republican - REP**

		Registered	Ballots Cast	Turnout (%)	Jeffrey S. KASKO	Write-In								
Haddonfield Dist 8	Total	218	13	5.96	10									
Haddonfield Dist 9	Total	257	25	9.73	20									
Haddonfield Dist 10	Total	201	16	7.96	13									
Haddonfield Mail-In Ballot	Total	0	294	0.00	245	1								
Haddonfield Provisional	Total	0	28	0.00	20	2								
Haddonfield Emergency Ballots	Total	0	0	0.00										
<b>Haddonfield Borough</b>	<b>Total</b>	<b>2367</b>	<b>575</b>	<b>24.29</b>	<b>468</b>	<b>4</b>								
Haddon Heights Dist 1	Total	186	33	17.74	27									
Haddon Heights Dist 2	Total	118	17	14.41	12									
Haddon Heights Dist 3	Total	260	32	12.31	22									
Haddon Heights Dist 4	Total	167	28	16.77	24									
Haddon Heights Dist 5	Total	203	31	15.27	22									
Haddon Heights Dist 6	Total	251	40	15.94	36									
Haddon Heights Dist 7	Total	244	34	13.93	30									
Haddon Heights Mail-In Ballot	Total	0	159	0.00	137									
Haddon Heights Provisional	Total	0	9	0.00	9									
Haddon Heights Emergency Ballots	Total	0	0	0.00										
<b>Haddon Heights Borough</b>	<b>Total</b>	<b>1429</b>	<b>383</b>	<b>26.80</b>	<b>319</b>									
Hi-Nella Dist 1	Total	93	12	12.90	10									
Hi Nella Mail-In Ballot	Total	0	6	0.00	6									
Hi Nella Provisional	Total	0	0	0.00										
Hi Nella Emergency Ballots	Total	0	0	0.00										
<b>Hi-Nella Borough</b>	<b>Total</b>	<b>93</b>	<b>18</b>	<b>19.35</b>	<b>16</b>									
Laurel Springs Dist 1	Total	158	21	13.29	16									
Laurel Springs Dist 2	Total	196	25	12.76	14	1								
Laurel Springs Mail-In Ballot	Total	0	35	0.00	28									
Laurel Springs Provisional	Total	0	0	0.00										
Laurel Springs Emergency Ballots	Total	0	0	0.00										
<b>Laurel Springs Borough</b>	<b>Total</b>	<b>354</b>	<b>81</b>	<b>22.88</b>	<b>58</b>	<b>1</b>								
Lawnside Dist 1	Total	43	4	9.30	3									
Lawnside Dist 2	Total	48	2	4.17	2									
Lawnside Mail-In Ballot	Total	0	10	0.00	7									
Lawnside Provisional	Total	0	0	0.00										
Lawnside Emergency Ballots	Total	0	0	0.00										
<b>Lawnside Borough</b>	<b>Total</b>	<b>91</b>	<b>16</b>	<b>17.58</b>	<b>12</b>									



**State Committee Male Republican - REP**

		Registered	Ballots Cast	Turnout (%)	Jeffrey S. KASKO	Write-In								
Lindenwold Dist 1	Total	203	25	12.32	16									
Lindenwold Dist 2	Total	190	26	13.68	23									
Lindenwold Dist 3	Total	117	28	23.93	20									
Lindenwold Dist 4	Total	188	24	12.77	18									
Lindenwold Dist 5	Total	80	4	5.00	3									
Lindenwold Dist 6	Total	116	9	7.76	8									
Lindenwold Dist 7	Total	71	0	0.00										
Lindenwold Dist 8	Total	137	11	8.03	9									
Lindenwold Dist 9	Total	93	18	19.35	15									
Lindenwold Mail-In Ballot	Total	0	107	0.00	90									
Lindenwold Provisional	Total	0	11	0.00	6									
Lindenwold Emergency Ballots	Total	0	0	0.00										
Lindenwold Borough	Total	1195	263	22.01	208									
Magnolia Dist 1	Total	127	21	16.54	15									
Magnolia Dist 2	Total	129	16	12.40	12									
Magnolia Dist 3	Total	170	23	13.53	17									
Magnolia Dist 4	Total	158	26	16.46	23									
Magnolia Mail-In Ballot	Total	0	50	0.00	38									
Magnolia Provisional	Total	0	5	0.00	4									
Magnolia Emergency Ballots	Total	0	0	0.00										
Magnolia Borough	Total	584	141	24.14	109									
Merchantville Dist 1	Total	240	36	15.00	23									
Merchantville Dist 2	Total	143	30	20.98	22									
Merchantville Dist 3	Total	116	16	13.79	11									
Merchantville Mail-In Ballot	Total	0	49	0.00	40									
Merchantville Provisional	Total	0	1	0.00	1									
Merchantville Emergency Ballots	Total	0	0	0.00										
Merchantville Borough	Total	499	132	26.45	97									
Mt Ephraim Dist 1	Total	155	26	16.77	19									
Mt Ephraim Dist 2	Total	179	29	16.20	21									
Mt Ephraim Dist 3	Total	211	32	15.17	22									
Mt Ephraim Dist 4	Total	164	22	13.41	14									
Mt. Ephraim Mail-In Ballot	Total	0	58	0.00	43									
Mt. Ephraim Provisional	Total	0	4	0.00	2									
Mt. Ephraim Emergency Ballots	Total	0	0	0.00										
Mount Ephraim Borough	Total	709	171	24.12	121									

**State Committee Male Republican - REP**

		Registered	Ballots Cast	Turnout (%)	Jeffrey S. KASKO	Write-In								
Oaklyn Dist 1	Total	121	21	17.36	15									
Oaklyn Dist 2	Total	146	29	19.86	24									
Oaklyn Dist 3	Total	150	27	18.00	24									
Oaklyn Dist 4	Total	122	19	15.57	16									
Oaklyn Mail-In Ballot	Total	0	40	0.00	31									
Oaklyn Provisional	Total	0	7	0.00	6									
Oaklyn Emergency Ballots	Total	0	0	0.00										
Oaklyn Borough	Total	539	143	26.53	116									
Pennsauken Dist 1	Total	112	9	8.04	8									
Pennsauken Dist 2	Total	96	5	5.21	2									
Pennsauken Dist 3	Total	174	28	16.09	16									
Pennsauken Dist 4	Total	142	10	7.04	5									
Pennsauken Dist 5	Total	147	17	11.56	12									
Pennsauken Dist 6	Total	221	29	13.12	19									
Pennsauken Dist 7	Total	165	21	12.73	12									
Pennsauken Dist 8	Total	146	18	12.33	14									
Pennsauken Dist 9	Total	152	13	8.55	10									
Pennsauken Dist 10	Total	127	11	8.66	7									
Pennsauken Dist 11	Total	194	33	17.01	23									
Pennsauken Dist 12	Total	92	7	7.61	6									
Pennsauken Dist 13	Total	172	37	21.51	23									
Pennsauken Dist 14	Total	101	17	16.83	14									
Pennsauken Dist 15	Total	109	4	3.67	3									
Pennsauken Dist 16	Total	61	5	8.20	2									
Pennsauken Dist 17	Total	181	20	11.05	15									
Pennsauken Dist 18	Total	221	25	11.31	20									
Pennsauken Dist 19	Total	104	14	13.46	7									
Pennsauken Dist 20	Total	38	2	5.26	1									
Pennsauken Dist 21	Total	114	15	13.16	7									
Pennsauken Dist 22	Total	129	31	24.03	24									
Pennsauken Dist 23	Total	120	11	9.17	10									
Pennsauken Dist 24	Total	40	1	2.50	1									
Pennsauken Mail-In Ballot	Total	0	262	0.00	218									
Pennsauken Provisional	Total	0	26	0.00	22									
Pennsauken Emergency Ballots	Total	0	0	0.00										
Pennsauken Twp	Total	3158	671	21.25	501									
Pine Hill Dist 1	Total	142	22	15.49	19									
Pine Hill Dist 2	Total	233	24	10.30	16									
Pine Hill Dist 3	Total	246	31	12.60	24									
Pine Hill Dist 4	Total	121	18	14.88	12									
Pine Hill Dist 5	Total	261	37	14.18	24									
Pine Hill Dist 6	Total	89	11	12.36	6									
Pine Hill Mail-In Ballot	Total	0	104	0.00	92									

**State Committee Male Republican - REP**

		Registered	Ballots Cast	Turnout (%)	Jeffrey S. KASKO	Write-In							
Pine Hill Provisional	Total	0	10	0.00	9								
Pine Hill Emergency Ballots	Total	0	0	0.00									
<b>Pine Hill Borough</b>	<b>Total</b>	<b>1092</b>	<b>257</b>	<b>23.53</b>	<b>202</b>								
Pine Valley Dist 1	Total	8	0	0.00									
Pine Valley Mail-In Ballot	Total	0	4	0.00	4								
Pine Valley Provisional	Total	0	0	0.00									
Pine Valley Emergency Ballots	Total	0	0	0.00									
<b>Pine Valley Borough</b>	<b>Total</b>	<b>8</b>	<b>4</b>	<b>50.00</b>	<b>4</b>								
Runnemede Dist 1	Total	167	19	11.38	15								
Runnemede Dist 2	Total	179	38	21.23	26	2							
Runnemede Dist 3	Total	134	18	13.43	17								
Runnemede Dist 4	Total	166	24	14.46	18								
Runnemede Dist 5	Total	251	28	11.16	17								
Runnemede Dist 6	Total	210	34	16.19	28								
Runnemede Mail-In Ballot	Total	0	130	0.00	99	1							
Runnemede Provisional	Total	0	16	0.00	15								
Runnemede Emergency Ballots	Total	0	0	0.00									
<b>Runnemede Borough</b>	<b>Total</b>	<b>1107</b>	<b>307</b>	<b>27.73</b>	<b>235</b>	<b>3</b>							
Somerdale Dist 1	Total	243	34	13.99	18								
Somerdale Dist 2	Total	137	17	12.41	11								
Somerdale Dist 3	Total	89	16	17.98	10								
Somerdale Dist 4	Total	122	18	14.75	13								
Somerdale Mail-In Ballot	Total	0	53	0.00	50								
Somerdale Provisional	Total	0	4	0.00	4								
Somerdale Emergency Ballots	Total	0	0	0.00									
<b>Somerdale Borough</b>	<b>Total</b>	<b>591</b>	<b>142</b>	<b>24.03</b>	<b>106</b>								
Stratford Dist 1	Total	159	22	13.84	19								
Stratford Dist 2	Total	205	36	17.56	29								
Stratford Dist 3	Total	153	36	23.53	31								
Stratford Dist 4	Total	234	31	13.25	26								
Stratford Dist 5	Total	74	7	9.46	3								
Stratford Dist 6	Total	187	9	4.81	4								
Stratford Mail-In Ballot	Total	0	106	0.00	91								
Stratford Provisional	Total	0	3	0.00	3								
Stratford Emergency Ballots	Total	0	0	0.00									
<b>Stratford Borough</b>	<b>Total</b>	<b>1012</b>	<b>250</b>	<b>24.70</b>	<b>206</b>								

**State Committee Male Republican - REP**

		Registered	Ballots Cast	Turnout (%)	Jeffrey S. KASKO	Write-In								
Tavistock Dist 1	Total	2	0	0.00										
Tavistock Mail-In Ballot	Total	0	0	0.00										
Tavistock Provisional	Total	0	0	0.00										
Tavistock Emergency Ballots	Total	0	0	0.00										
<b>Tavistock Borough</b>	<b>Total</b>	<b>2</b>	<b>0</b>	<b>0.00</b>										
Voorhees Dist 1	Total	276	40	14.49	32									
Voorhees Dist 2	Total	309	51	16.50	36									
Voorhees Dist 3	Total	245	38	15.51	30	1								
Voorhees Dist 4	Total	235	23	9.79	16									
Voorhees Dist 5	Total	197	18	9.14	14									
Voorhees Dist 6	Total	306	38	12.42	34									
Voorhees Dist 7	Total	180	17	9.44	15									
Voorhees Dist 8	Total	279	22	7.89	16									
Voorhees Dist 9	Total	314	35	11.15	26									
Voorhees Dist 10	Total	189	20	10.58	16									
Voorhees Dist 11	Total	257	24	9.34	23									
Voorhees Dist 12	Total	217	24	11.06	21									
Voorhees Dist 13	Total	241	25	10.37	22									
Voorhees Dist 14	Total	176	28	15.91	26									
Voorhees Dist 15	Total	246	16	6.50	13									
Voorhees Dist 16	Total	206	17	8.25	15									
Voorhees Dist 17	Total	165	11	6.67	8									
Voorhees Dist 18	Total	168	8	4.76	7									
Voorhees Dist 19	Total	216	18	8.33	11									
Voorhees Mail-In Ballot	Total	0	526	0.00	446									
Voorhees Provisional	Total	0	31	0.00	24									
Voorhees Emergency Ballots	Total	0	0	0.00										
<b>Voorhees Twp</b>	<b>Total</b>	<b>4422</b>	<b>1030</b>	<b>23.29</b>	<b>851</b>	<b>1</b>								
Waterford Dist 1	Total	409	52	12.71	42									
Waterford Dist 2	Total	303	55	18.15	46									
Waterford Dist 3	Total	244	46	18.85	34									
Waterford Dist 4	Total	306	66	21.57	52									
Waterford Dist 5	Total	249	32	12.85	26									
Waterford Dist 6	Total	202	30	14.85	25									
Waterford Dist 7	Total	357	74	20.73	51									
Waterford Dist 8	Total	187	39	20.86	29									
Waterford Mail-In Ballot	Total	0	213	0.00	188									
Waterford Provisional	Total	0	21	0.00	15									
Waterford Emergency Ballots	Total	0	0	0.00										
<b>Waterford Twp</b>	<b>Total</b>	<b>2257</b>	<b>628</b>	<b>27.82</b>	<b>508</b>									
Winslow W1 D1	Total	357	62	17.37	55									

**State Committee Male Republican - REP**

		Registered	Ballots Cast	Turnout (%)	Jeffrey S. KASKO	Write-In							
Winslow W1 D2	Total	399	75	18.80	52								
Winslow W1 D3	Total	225	33	14.67	25								
Winslow W1 D4	Total	340	64	18.82	46								
Winslow W1 D5	Total	368	54	14.67	43								
Winslow W1 D6	Total	123	22	17.89	20								
Winslow Ward 1 Mail-In Ballot	Total	0	230	0.00	182								
Winslow Ward 1 Provisional	Total	0	34	0.00	27	1							
Winslow W1 Emergency Ballots	Total	0	0	0.00									
Winslow W2 D1	Total	192	26	13.54	20								
Winslow W2 D2	Total	219	32	14.61	24								
Winslow W2 D3	Total	423	64	15.13	43								
Winslow W2 D4	Total	243	48	19.75	37								
Winslow W2 D5	Total	283	61	21.55	45								
Winslow W2 D6	Total	98	15	15.31	12								
Winslow Ward 2 Mail-In Ballot	Total	0	174	0.00	131								
Winslow Ward 2 Provisional	Total	0	19	0.00	14								
Winslow W2 Mail-In Ballot Rejected	Total	0	0	0.00									
Winslow W2 Provisional Rejected	Total	0	0	0.00									
Winslow W2 Emergency Ballots	Total	0	0	0.00									
Winslow W3 D1	Total	92	15	16.30	13								
Winslow W3 D2	Total	65	4	6.15	3								
Winslow W3 D3	Total	88	7	7.95	5								
Winslow W3 D4	Total	98	15	15.31	8								
Winslow W3 D5	Total	84	12	14.29	7								
Winslow Ward 3 Mail-In Ballot	Total	0	41	0.00	37								
Winslow Ward 3 Provisional	Total	0	1	0.00	1								
Winslow W3 Mail-In Ballot Rejected	Total	0	0	0.00									
Winslow W3 Provisional Rejected	Total	0	0	0.00									
Winslow W3 Emergency Ballots	Total	0	0	0.00									
Winslow W4 D1	Total	193	44	22.80	32								
Winslow W4 D2	Total	212	15	7.08	11								
Winslow W4 D3	Total	288	32	11.11	23								
Winslow W4 D4	Total	205	29	14.15	22								
Winslow W4 D5	Total	204	32	15.69	23								
Winslow Ward 4 Mail-In Ballot	Total	0	100	0.00	90								
Winslow Ward 4 Provisional	Total	0	15	0.00	12								
Winslow W4 Mail-In Ballot Rejected	Total	0	0	0.00									
Winslow W4 Provisional Rejected	Total	0	0	0.00									
Winslow W4 Emergency Ballots	Total	0	0	0.00									
Winslow Twp	Total	4799	1375	28.65	1063	1							

**State Committee Male Republican - REP**

		Registered	Ballots Cast	Turnout (%)	Jeffrey S. KASKO	Write-In							
Woodlynne Dist 1	Total	61	9	14.75	8								
Woodlynne Dist 2	Total	58	6	10.34	2	1							
Woodlynne Mail-In Ballot	Total	0	11	0.00	10								
Woodlynne Provisional	Total	0	0	0.00									
Woodlynne Emergency Ballots	Total	0	0	0.00									
Woodlynne Borough	Total	119	26	21.85	20	1							
Total - TC-Emergency		62444	0	0.00									
Total - TC-Machine		62444	8107	12.98	6105	9							
Total - TC-Mail-In Ballot		62444	6258	10.02	5244	11							
Total - TC-Provisional		62444	544	0.87	421	3							
Total - TC-Rejected Ballots		62444	0	0.00									
Contest Total		62444	14909	23.88	11770	23							

**State Committe Female Republican - REP**

		Registered	Ballots Cast	Turnout (%)	Naomi E. LUBKIN	Write-In								
Audubon Boro Dist 1	Total	159	27	16.98	23									
Audubon Boro Dist 2	Total	137	32	23.36	25									
Audubon Boro Dist 3	Total	196	30	15.31	19									
Audubon Boro Dist 4	Total	119	19	15.97	17									
Audubon Boro Dist 5	Total	202	24	11.88	18									
Audubon Boro Dist 6	Total	240	35	14.58	26									
Audubon Boro Dist 7	Total	176	30	17.05	19									
Audubon Boro Dist 8	Total	177	20	11.30	11									
Audubon Boro Mail-In Ballot	Total	0	113	0.00	95	1								
Audubon Boro Provisional	Total	0	11	0.00	8									
Audubon Boro Emergency Ballots	Total	0	0	0.00										
<b>Audubon Borough</b>	<b>Total</b>	<b>1406</b>	<b>341</b>	<b>24.25</b>	<b>261</b>	<b>1</b>								
Audubon Park Dist 1	Total	136	41	30.15	29	1								
Audubon Park Mail-In Ballot	Total	0	11	0.00	10									
Audubon Park Provisional	Total	0	4	0.00	3									
Audubon Park Emergency Ballots	Total	0	0	0.00										
<b>Audubon Park Borough</b>	<b>Total</b>	<b>136</b>	<b>56</b>	<b>41.18</b>	<b>42</b>	<b>1</b>								
Barrington Dist 1	Total	267	40	14.98	37									
Barrington Dist 2	Total	215	31	14.42	26									
Barrington Dist 3	Total	227	30	13.22	28									
Barrington Dist 4	Total	258	40	15.50	31									
Barrington Dist 5	Total	118	9	7.63	7									
Barrington Mail-In Ballot	Total	0	116	0.00	102	1								
Barrington Provisional	Total	0	11	0.00	8									
Barrington Emergency Ballots	Total	0	0	0.00										
<b>Barrington Borough</b>	<b>Total</b>	<b>1085</b>	<b>277</b>	<b>25.53</b>	<b>239</b>	<b>1</b>								
Bellmawr Dist 1	Total	253	48	18.97	28									
Bellmawr Dist 2	Total	264	31	11.74	20									
Bellmawr Dist 3	Total	232	33	14.22	25									
Bellmawr Dist 4	Total	156	35	22.44	22									
Bellmawr Dist 5	Total	179	24	13.41	21									
Bellmawr Dist 6	Total	205	26	12.68	20									
Bellmawr Dist 7	Total	192	33	17.19	27									
Bellmawr Mail-In Ballot	Total	0	117	0.00	100									
Bellmawr Provisional	Total	0	16	0.00	12									
Bellmawr Emergency Ballots	Total	0	0	0.00										
<b>Bellmawr Borough</b>	<b>Total</b>	<b>1481</b>	<b>363</b>	<b>24.51</b>	<b>275</b>									
Berlin Boro Dist 1	Total	271	44	16.24	33									

**State Committe Female Republican - REP**

		Registered	Ballots Cast	Turnout (%)	Naomi E. LUBKIN	Write-In								
Berlin Boro Dist 2	Total	389	69	17.74	50									
Berlin Boro Dist 3	Total	372	41	11.02	27									
Berlin Boro Dist 4	Total	342	62	18.13	48									
Berlin Boro Dist 5	Total	171	28	16.37	23									
Berlin Boro Mail-In Ballot	Total	0	61	0.00	58									
Berlin Boro Provisional	Total	0	11	0.00	10									
Berlin Boro Emergency Ballots	Total	0	0	0.00										
<b>Berlin Borough</b>	<b>Total</b>	<b>1545</b>	<b>316</b>	<b>20.45</b>	<b>249</b>									
Berlin Twp Dist 1	Total	408	63	15.44	46									
Berlin Twp Dist 2	Total	131	19	14.50	9									
Berlin Twp Dist 3	Total	145	18	12.41	9									
Berlin Twp Dist 4	Total	242	36	14.88	16									
Berlin Twp Mail-In Ballot	Total	0	102	0.00	88									
Berlin Twp Provisional	Total	0	3	0.00	3									
Berlin Twp Emergency Ballots	Total	0	0	0.00										
<b>Berlin Township</b>	<b>Total</b>	<b>926</b>	<b>241</b>	<b>26.03</b>	<b>171</b>									
Brooklawn Dist 1	Total	219	45	20.55	35									
Brooklawn Mail-In Ballot	Total	0	10	0.00	9									
Brooklawn Provisional	Total	0	1	0.00										
Brooklawn Emergency Ballots	Total	0	0	0.00										
<b>Brooklawn Borough</b>	<b>Total</b>	<b>219</b>	<b>56</b>	<b>25.57</b>	<b>44</b>									
Camden City W1 D1	Total	18	2	11.11	1									
Camden City W1 D2	Total	50	5	10.00	2									
Camden City W1 D3	Total	49	2	4.08	1									
Camden City W1 D4	Total	46	3	6.52	1									
Camden City W1 D5	Total	83	1	1.20										
Camden City W1 D6	Total	65	2	3.08	2									
Camden City W1 D7	Total	43	0	0.00										
Camden City W1 D8	Total	32	1	3.13	1									
Camden City W1 D9	Total	56	2	3.57	1									
Camden City W1 D10	Total	72	0	0.00										
Camden City Ward 1 Mail-In Ballot	Total	0	16	0.00	13									
Camden City Ward 1 Provisional	Total	0	3	0.00	3									
Camden City W1 Emergency Ballots	Total	0	0	0.00										
Camden City W2 D1	Total	20	2	10.00	1									
Camden City W2 D2	Total	34	4	11.76	2									
Camden City W2 D3	Total	34	0	0.00										
Camden City W2 D4	Total	45	5	11.11	1									
Camden City W2 D5	Total	32	1	3.13	1									



**State Committe Female Republican - REP**

		Registered	Ballots Cast	Turnout (%)	Naomi E. LUBKIN	Write-In								
Camden City W2 D6	Total	63	3	4.76	1									
Camden City W2 D7	Total	36	0	0.00										
Camden City W2 D8	Total	82	1	1.22	1									
Camden City W2 D9	Total	82	3	3.66	2									
Camden City W2 D10	Total	35	0	0.00										
Camden City W2 D11	Total	36	0	0.00										
Camden City Ward 2 Mail-In Ballot	Total	0	12	0.00	9									
Camden City Ward 2 Provisional	Total	0	4	0.00	3									
Camden City W2 Emergency Ballots	Total	0	0	0.00										
Camden City W3 D1	Total	56	2	3.57	1									
Camden City W3 D2	Total	97	5	5.15	3									
Camden City W3 D3	Total	48	3	6.25	3									
Camden City W3 D4	Total	52	1	1.92	1									
Camden City W3 D5	Total	50	0	0.00										
Camden City W3 D6	Total	42	3	7.14	1									
Camden City W3 D7	Total	79	0	0.00										
Camden City W3 D8	Total	97	2	2.06	2									
Camden City W3 D9	Total	79	0	0.00										
Camden City Ward 3 Mail-In Ballot	Total	0	13	0.00	11									
Camden City Ward 3 Provisional	Total	0	2	0.00	2									
Camden City W3 Emergency Ballots	Total	0	0	0.00										
Camden City W4 D1	Total	41	0	0.00										
Camden City W4 D2	Total	49	1	2.04										
Camden City W4 D3	Total	67	1	1.49	1									
Camden City W4 D4	Total	58	1	1.72	1									
Camden City W4 D5	Total	54	2	3.70	2									
Camden City W4 D6	Total	70	4	5.71	2									
Camden City W4 D7	Total	58	2	3.45										
Camden City W4 D8	Total	77	2	2.60										
Camden City W4 D9	Total	54	7	12.96	6									
Camden City W4 D10	Total	72	3	4.17	1									
Camden City Ward 4 Mail-In Ballot	Total	0	0	0.00										
Camden City Ward 4 Provisional	Total	0	1	0.00	1									
Camden Ctiy W4 Emergency Ballots	Total	0	0	0.00										
Camden City	Total	2213	127	5.74	84									
Cherry Hill Dist 1	Total	235	42	17.87	30									
Cherry Hill Dist 2	Total	239	39	16.32	32									
Cherry Hill Dist 3	Total	224	26	11.61	20									
Cherry Hill Dist 4	Total	271	35	12.92	26									
Cherry Hill Dist 5	Total	231	27	11.69	18									

**State Committe Female Republican - REP**

		Registered	Ballots Cast	Turnout (%)	Naomi E. LUBKIN	Write-In								
Cherry Hill Dist 6	Total	198	27	13.64	20									
Cherry Hill Dist 7	Total	203	21	10.34	15									
Cherry Hill Dist 8	Total	163	20	12.27	14									
Cherry Hill Dist 9	Total	404	29	7.18	27									
Cherry Hill Dist 10	Total	183	31	16.94	24									
Cherry Hill Dist 11	Total	270	32	11.85	22									
Cherry Hill Dist 12	Total	283	34	12.01	23									
Cherry Hill Dist 13	Total	313	33	10.54	26									
Cherry Hill Dist 14	Total	196	29	14.80	22									
Cherry Hill Dist 15	Total	233	31	13.30	21									
Cherry Hill Dist 16	Total	138	9	6.52	9									
Cherry Hill Dist 17	Total	234	22	9.40	13									
Cherry Hill Dist 18	Total	188	20	10.64	11									
Cherry Hill Dist 19	Total	193	23	11.92	16									
Cherry Hill Dist 20	Total	483	57	11.80	44									
Cherry Hill Dist 21	Total	259	35	13.51	28									
Cherry Hill Dist 22	Total	298	20	6.71	12									
Cherry Hill Dist 23	Total	266	30	11.28	18									
Cherry Hill Dist 24	Total	251	19	7.57	13									
Cherry Hill Dist 25	Total	221	27	12.22	23									
Cherry Hill Dist 26	Total	310	29	9.35	23									
Cherry Hill Dist 27	Total	205	22	10.73	19									
Cherry Hill Dist 28	Total	199	20	10.05	14									
Cherry Hill Dist 29	Total	271	29	10.70	20									
Cherry Hill Dist 30	Total	97	9	9.28	6									
Cherry Hill Dist 31	Total	291	24	8.25	15									
Cherry Hill Dist 32	Total	108	10	9.26	8									
Cherry Hill Dist 33	Total	276	30	10.87	26									
Cherry Hill Dist 34	Total	257	24	9.34	17									
Cherry Hill Dist 35	Total	343	35	10.20	31									
Cherry Hill Dist 36	Total	244	12	4.92	8									
Cherry Hill Dist 37	Total	187	20	10.70	16									
Cherry Hill Dist 38	Total	122	6	4.92	6									
Cherry Hill Dist 39	Total	206	25	12.14	24									
Cherry Hill Dist 40	Total	171	14	8.19	11									
Cherry Hill Dist 41	Total	193	14	7.25	9									
Cherry Hill Dist 42	Total	179	31	17.32	19									
Cherry Hill Dist 43	Total	200	18	9.00	14									
Cherry Hill Dist 44	Total	241	19	7.88	16	1								
Cherry Hill Dist 45	Total	365	41	11.23	28									
Cherry Hill Dist 46	Total	254	21	8.27	14									
Cherry Hill Dist 47	Total	192	19	9.90	12									
Cherry Hill Dist 48	Total	86	6	6.98	5									
Cherry Hill Mail-In Ballot	Total	0	1337	0.00	1183	2								
Cherry Hill Provisional	Total	0	99	0.00	82									
Cherry Hill Emergency Ballots	Total	0	0	0.00										
Cherry Hill Twp	Total	11174	2632	23.55	2153	3								

**State Committe Female Republican - REP**

		Registered	Ballots Cast	Turnout (%)	Naomi E. LUBKIN	Write-In								
Chesilhurst Dist 1	Total	180	28	15.56	22									
Chesilhurst Mail-In Ballot	Total	0	23	0.00	21									
Chesilhurst Provisional	Total	0	0	0.00										
Chesilhurst Emergency Ballots	Total	0	0	0.00										
Chesilhurst Borough	Total	180	51	28.33	43									
Clementon Dist 1	Total	180	29	16.11	22									
Clementon Dist 2	Total	204	33	16.18	28									
Clementon Dist 3	Total	235	41	17.45	30									
Clementon Mail-In Ballot	Total	0	64	0.00	51	2								
Clementon Provisional	Total	0	4	0.00	3									
Clementon Emergency Ballots	Total	0	0	0.00										
Clementon Borough	Total	619	171	27.63	134	2								
Collingswood Dist 1	Total	109	16	14.68	14									
Collingswood Dist 2	Total	146	16	10.96	15									
Collingswood Dist 3	Total	98	10	10.20	7									
Collingswood Dist 4	Total	153	22	14.38	18									
Collingswood Dist 5	Total	94	8	8.51	7									
Collingswood Dist 6	Total	117	16	13.68	12									
Collingswood Dist 7	Total	162	25	15.43	20									
Collingswood Dist 8	Total	125	14	11.20	11									
Collingswood Dist 9	Total	184	25	13.59	18									
Collingswood Dist 10	Total	131	20	15.27	19									
Collingswood Dist 11	Total	130	19	14.62	15									
Collingswood Dist 12	Total	84	17	20.24	12									
Collingswood Mail-In Ballot	Total	0	115	0.00	99	2								
Collingswood Provisional	Total	0	12	0.00	9									
Collingswood Emergency Ballots	Total	0	0	0.00										
Collingswood Borough	Total	1533	335	21.85	276	2								
Gibbsboro Dist 1	Total	231	36	15.58	28									
Gibbsboro Dist 2	Total	199	25	12.56	18									
Gibbsboro Mail-In Ballot	Total	0	34	0.00	30									
Gibbsboro Provisional	Total	0	6	0.00	6									
Gibbsboro Emergency Ballots	Total	0	0	0.00										
Gibbsboro Borough	Total	430	101	23.49	82									
Gloucester City W1 D1	Total	126	8	6.35	6									
Gloucester City W1 D2	Total	107	11	10.28	9									
Gloucester City W1 D3	Total	141	18	12.77	13									

**State Committe Female Republican - REP**

		Registered	Ballots Cast	Turnout (%)	Naomi E. LUBKIN	Write-In								
Gloucester City Ward 1 Mail-In Ballot	Total	0	28	0.00	24									
Gloucester City Ward 1 Provisional	Total	0	1	0.00										
Gloucester City W1 Emergency Ballots	Total	0	0	0.00										
Gloucester City W2 D1	Total	102	18	17.65	13									
Gloucester City W2 D2	Total	161	21	13.04	19									
Gloucester City W2 D3	Total	157	9	5.73	8									
Gloucester City Ward 2 Mail-In Ballot	Total	0	28	0.00	24	1								
Gloucester City Ward 2 Provisional	Total	0	5	0.00	5									
Gloucester City W2 Emergency Ballots	Total	0	0	0.00										
Gloucester City W3 D1	Total	169	25	14.79	18									
Gloucester City W3 D2	Total	212	27	12.74	20									
Gloucester City Ward 3 Mail-In Ballot	Total	0	32	0.00	29									
Gloucester City Ward 3 Provisional	Total	0	4	0.00	3									
Gloucester City W3 Emergency Ballots	Total	0	0	0.00										
Gloucester City	Total	1175	235	20.00	191	1								
Gloucester Twp Dist 1	Total	196	39	19.90	24									
Gloucester Twp Dist 2	Total	159	31	19.50	23									
Gloucester Twp Dist 3	Total	224	33	14.73	24									
Gloucester Twp Dist 4	Total	276	46	16.67	33									
Gloucester Twp Dist 5	Total	261	18	6.90	2	1								
Gloucester Twp Dist 6	Total	329	53	16.11	40									
Gloucester Twp Dist 7	Total	273	37	13.55	28									
Gloucester Twp Dist 8	Total	182	21	11.54	17									
Gloucester Twp Dist 9	Total	318	42	13.21	38									
Gloucester Twp Dist 10	Total	232	27	11.64	20									
Gloucester Twp Dist 11	Total	265	41	15.47	33									
Gloucester Twp Dist 12	Total	305	40	13.11	30									
Gloucester Twp Dist 13	Total	268	29	10.82	21									
Gloucester Twp Dist 14	Total	148	19	12.84	14									
Gloucester Twp Dist 15	Total	328	58	17.68	40									
Gloucester Twp Dist 16	Total	324	49	15.12	37									
Gloucester Twp Dist 17	Total	319	27	8.46	21									
Gloucester Twp Dist 18	Total	258	30	11.63	22									
Gloucester Twp Dist 19	Total	291	28	9.62	20									
Gloucester Twp Dist 20	Total	249	25	10.04	20									
Gloucester Twp Dist 21	Total	172	23	13.37	17									
Gloucester Twp Dist 22	Total	196	28	14.29	23									
Gloucester Twp Dist 23	Total	153	14	9.15	10									
Gloucester Twp Dist 24	Total	325	53	16.31	35									
Gloucester Twp Dist 25	Total	276	45	16.30	32									

**State Committe Female Republican - REP**

		Registered	Ballots Cast	Turnout (%)	Naomi E. LUBKIN	Write-In								
Gloucester Twp Dist 26	Total	210	31	14.76	25									
Gloucester Twp Dist 27	Total	250	39	15.60	34									
Gloucester Twp Dist 28	Total	166	32	19.28	24									
Gloucester Twp Dist 29	Total	305	36	11.80	29									
Gloucester Twp Dist 30	Total	323	59	18.27	36									
Gloucester Twp Dist 31	Total	193	32	16.58	24									
Gloucester Twp Dist 32	Total	281	41	14.59	32									
Gloucester Twp Dist 33	Total	180	16	8.89	11									
Gloucester Twp Dist 34	Total	188	19	10.11	14									
Gloucester Twp Dist 35	Total	267	30	11.24	18									
Gloucester Twp Dist 36	Total	189	20	10.58	14									
Gloucester Twp Dist 37	Total	45	5	11.11	2									
Gloucester Twp Dist 38	Total	119	17	14.29	10									
Gloucester Twp Dist 39	Total	125	16	12.80	13									
Gloucester Twp Dist 40	Total	240	34	14.17	28									
Gloucester Twp Mail-In Ballot	Total	0	1011	0.00	884	2								
Gloucester Twp Provisional	Total	0	76	0.00	65									
Gloucester Twp Emergency Ballots	Total	0	0	0.00										
<b>Gloucester Twp</b>	<b>Total</b>	<b>9408</b>	<b>2370</b>	<b>25.19</b>	<b>1887</b>	<b>3</b>								
Haddon Twp Dist 1	Total	214	25	11.68	23									
Haddon Twp Dist 2	Total	127	12	9.45	9									
Haddon Twp Dist 3	Total	271	46	16.97	37									
Haddon Twp Dist 4	Total	131	22	16.79	18									
Haddon Twp Dist 5	Total	90	15	16.67	10									
Haddon Twp Dist 6	Total	165	29	17.58	24									
Haddon Twp Dist 7	Total	141	23	16.31	20									
Haddon Twp Dist 8	Total	147	20	13.61	16									
Haddon Twp Dist 9	Total	94	12	12.77	10									
Haddon Twp Dist 10	Total	148	18	12.16	13									
Haddon Twp Dist 11	Total	201	25	12.44	18									
Haddon Twp Dist 12	Total	311	34	10.93	26									
Haddon Twp Dist 13	Total	147	19	12.93	18									
Haddon Twp Dist 14	Total	151	23	15.23	18									
Haddon Twp Dist 15	Total	149	23	15.44	21									
Haddon Twp Mail-In Ballot	Total	0	252	0.00	215									
Haddon Twp Provisional	Total	0	25	0.00	21									
Haddon Twp Emergency Ballots	Total	0	0	0.00										
<b>Haddon Twp</b>	<b>Total</b>	<b>2487</b>	<b>623</b>	<b>25.05</b>	<b>517</b>									
Haddonfield Dist 1	Total	286	25	8.74	19									
Haddonfield Dist 2	Total	309	41	13.27	33									
Haddonfield Dist 3	Total	189	31	16.40	21									
Haddonfield Dist 4	Total	254	29	11.42	27									
Haddonfield Dist 5	Total	222	16	7.21	14									

**State Committe Female Republican - REP**

		Registered	Ballots Cast	Turnout (%)	Naomi E. LUBKIN	Write-In								
Haddonfield Dist 6	Total	241	38	15.77	32									
Haddonfield Dist 7	Total	190	19	10.00	14	1								
Haddonfield Dist 8	Total	218	13	5.96	11									
Haddonfield Dist 9	Total	257	25	9.73	22									
Haddonfield Dist 10	Total	201	16	7.96	13									
Haddonfield Mail-In Ballot	Total	0	294	0.00	256	3								
Haddonfield Provisional	Total	0	28	0.00	22									
Haddonfield Emergency Ballots	Total	0	0	0.00										
<b>Haddonfield Borough</b>	<b>Total</b>	<b>2367</b>	<b>575</b>	<b>24.29</b>	<b>484</b>	<b>4</b>								
Haddon Heights Dist 1	Total	186	33	17.74	28									
Haddon Heights Dist 2	Total	118	17	14.41	13									
Haddon Heights Dist 3	Total	260	32	12.31	21									
Haddon Heights Dist 4	Total	167	28	16.77	22									
Haddon Heights Dist 5	Total	203	31	15.27	22									
Haddon Heights Dist 6	Total	251	40	15.94	33									
Haddon Heights Dist 7	Total	244	34	13.93	30									
Haddon Heights Mail-In Ballot	Total	0	159	0.00	143									
Haddon Heights Provisional	Total	0	9	0.00	9									
Haddon Heights Emergency Ballots	Total	0	0	0.00										
<b>Haddon Heights Borough</b>	<b>Total</b>	<b>1429</b>	<b>383</b>	<b>26.80</b>	<b>321</b>									
Hi-Nella Dist 1	Total	93	12	12.90	11									
Hi Nella Mail-In Ballot	Total	0	6	0.00	5	1								
Hi Nella Provisional	Total	0	0	0.00										
Hi Nella Emergency Ballots	Total	0	0	0.00										
<b>Hi-Nella Borough</b>	<b>Total</b>	<b>93</b>	<b>18</b>	<b>19.35</b>	<b>16</b>	<b>1</b>								
Laurel Springs Dist 1	Total	158	21	13.29	16									
Laurel Springs Dist 2	Total	196	25	12.76	13									
Laurel Springs Mail-In Ballot	Total	0	35	0.00	27									
Laurel Springs Provisional	Total	0	0	0.00										
Laurel Springs Emergency Ballots	Total	0	0	0.00										
<b>Laurel Springs Borough</b>	<b>Total</b>	<b>354</b>	<b>81</b>	<b>22.88</b>	<b>56</b>									
Lawnside Dist 1	Total	43	4	9.30	3									
Lawnside Dist 2	Total	48	2	4.17	2									
Lawnside Mail-In Ballot	Total	0	10	0.00	9									
Lawnside Provisional	Total	0	0	0.00										
Lawnside Emergency Ballots	Total	0	0	0.00										

**State Committe Female Republican - REP**

		Registered	Ballots Cast	Turnout (%)	Naomi E. LUBKIN	Write-In								
Lawnside Borough	Total	91	16	17.58	14									
Lindenwold Dist 1	Total	203	25	12.32	17									
Lindenwold Dist 2	Total	190	26	13.68	21									
Lindenwold Dist 3	Total	117	28	23.93	20									
Lindenwold Dist 4	Total	188	24	12.77	18									
Lindenwold Dist 5	Total	80	4	5.00	3									
Lindenwold Dist 6	Total	116	9	7.76	8									
Lindenwold Dist 7	Total	71	0	0.00										
Lindenwold Dist 8	Total	137	11	8.03	9									
Lindenwold Dist 9	Total	93	18	19.35	15									
Lindenwold Mail-In Ballot	Total	0	107	0.00	90									
Lindenwold Provisional	Total	0	11	0.00	7									
Lindenwold Emergency Ballots	Total	0	0	0.00										
Lindenwold Borough	Total	1195	263	22.01	208									
Magnolia Dist 1	Total	127	21	16.54	16									
Magnolia Dist 2	Total	129	16	12.40	11									
Magnolia Dist 3	Total	170	23	13.53	16									
Magnolia Dist 4	Total	158	26	16.46	22									
Magnolia Mail-In Ballot	Total	0	50	0.00	40									
Magnolia Provisional	Total	0	5	0.00	4									
Magnolia Emergency Ballots	Total	0	0	0.00										
Magnolia Borough	Total	584	141	24.14	109									
Merchantville Dist 1	Total	240	36	15.00	20									
Merchantville Dist 2	Total	143	30	20.98	22									
Merchantville Dist 3	Total	116	16	13.79	10									
Merchantville Mail-In Ballot	Total	0	49	0.00	38									
Merchantville Provisional	Total	0	1	0.00	1									
Merchantville Emergency Ballots	Total	0	0	0.00										
Merchantville Borough	Total	499	132	26.45	91									
Mt Ephraim Dist 1	Total	155	26	16.77	19									
Mt Ephraim Dist 2	Total	179	29	16.20	20									
Mt Ephraim Dist 3	Total	211	32	15.17	23									
Mt Ephraim Dist 4	Total	164	22	13.41	13									
Mt. Ephraim Mail-In Ballot	Total	0	58	0.00	46									
Mt. Ephraim Provisional	Total	0	4	0.00	2									
Mt. Ephraim Emergency Ballots	Total	0	0	0.00										
Mount Ephraim Borough	Total	709	171	24.12	123									

**State Committe Female Republican - REP**

		Registered	Ballots Cast	Turnout (%)	Naomi E. LUBKIN	Write-In								
Oaklyn Dist 1	Total	121	21	17.36	15									
Oaklyn Dist 2	Total	146	29	19.86	24									
Oaklyn Dist 3	Total	150	27	18.00	26									
Oaklyn Dist 4	Total	122	19	15.57	17									
Oaklyn Mail-In Ballot	Total	0	40	0.00	33									
Oaklyn Provisional	Total	0	7	0.00	6									
Oaklyn Emergency Ballots	Total	0	0	0.00										
<b>Oaklyn Borough</b>	<b>Total</b>	<b>539</b>	<b>143</b>	<b>26.53</b>	<b>121</b>									
Pennsauken Dist 1	Total	112	9	8.04	8									
Pennsauken Dist 2	Total	96	5	5.21	3									
Pennsauken Dist 3	Total	174	28	16.09	16									
Pennsauken Dist 4	Total	142	10	7.04	4									
Pennsauken Dist 5	Total	147	17	11.56	13									
Pennsauken Dist 6	Total	221	29	13.12	20									
Pennsauken Dist 7	Total	165	21	12.73	17									
Pennsauken Dist 8	Total	146	18	12.33	15									
Pennsauken Dist 9	Total	152	13	8.55	10									
Pennsauken Dist 10	Total	127	11	8.66	7									
Pennsauken Dist 11	Total	194	33	17.01	22									
Pennsauken Dist 12	Total	92	7	7.61	6									
Pennsauken Dist 13	Total	172	37	21.51	25									
Pennsauken Dist 14	Total	101	17	16.83	13									
Pennsauken Dist 15	Total	109	4	3.67	3									
Pennsauken Dist 16	Total	61	5	8.20	2									
Pennsauken Dist 17	Total	181	20	11.05	14									
Pennsauken Dist 18	Total	221	25	11.31	20									
Pennsauken Dist 19	Total	104	14	13.46	6									
Pennsauken Dist 20	Total	38	2	5.26	1									
Pennsauken Dist 21	Total	114	15	13.16	7									
Pennsauken Dist 22	Total	129	31	24.03	23									
Pennsauken Dist 23	Total	120	11	9.17	8									
Pennsauken Dist 24	Total	40	1	2.50	1									
Pennsauken Mail-In Ballot	Total	0	262	0.00	230	1								
Pennsauken Provisional	Total	0	26	0.00	22									
Pennsauken Emergency Ballots	Total	0	0	0.00										
<b>Pennsauken Twp</b>	<b>Total</b>	<b>3158</b>	<b>671</b>	<b>21.25</b>	<b>516</b>	<b>1</b>								
Pine Hill Dist 1	Total	142	22	15.49	20									
Pine Hill Dist 2	Total	233	24	10.30	17									
Pine Hill Dist 3	Total	246	31	12.60	24									
Pine Hill Dist 4	Total	121	18	14.88	13									
Pine Hill Dist 5	Total	261	37	14.18	23									
Pine Hill Dist 6	Total	89	11	12.36	6									



**State Committe Female Republican - REP**

		Registered	Ballots Cast	Turnout (%)	Naomi E. LUBKIN	Write-In								
Pine Hill Mail-In Ballot	Total	0	104	0.00	95									
Pine Hill Provisional	Total	0	10	0.00	8									
Pine Hill Emergency Ballots	Total	0	0	0.00										
<b>Pine Hill Borough</b>	<b>Total</b>	<b>1092</b>	<b>257</b>	<b>23.53</b>	<b>206</b>									
Pine Valley Dist 1	Total	8	0	0.00										
Pine Valley Mail-In Ballot	Total	0	4	0.00	4									
Pine Valley Provisional	Total	0	0	0.00										
Pine Valley Emergency Ballots	Total	0	0	0.00										
<b>Pine Valley Borough</b>	<b>Total</b>	<b>8</b>	<b>4</b>	<b>50.00</b>	<b>4</b>									
Runnemede Dist 1	Total	167	19	11.38	14									
Runnemede Dist 2	Total	179	38	21.23	28									
Runnemede Dist 3	Total	134	18	13.43	17									
Runnemede Dist 4	Total	166	24	14.46	19									
Runnemede Dist 5	Total	251	28	11.16	17									
Runnemede Dist 6	Total	210	34	16.19	29									
Runnemede Mail-In Ballot	Total	0	130	0.00	102	1								
Runnemede Provisional	Total	0	16	0.00	15									
Runnemede Emergency Ballots	Total	0	0	0.00										
<b>Runnemede Borough</b>	<b>Total</b>	<b>1107</b>	<b>307</b>	<b>27.73</b>	<b>241</b>	<b>1</b>								
Somerdale Dist 1	Total	243	34	13.99	21									
Somerdale Dist 2	Total	137	17	12.41	11									
Somerdale Dist 3	Total	89	16	17.98	11									
Somerdale Dist 4	Total	122	18	14.75	14									
Somerdale Mail-In Ballot	Total	0	53	0.00	50									
Somerdale Provisional	Total	0	4	0.00	4									
Somerdale Emergency Ballots	Total	0	0	0.00										
<b>Somerdale Borough</b>	<b>Total</b>	<b>591</b>	<b>142</b>	<b>24.03</b>	<b>111</b>									
Stratford Dist 1	Total	159	22	13.84	20									
Stratford Dist 2	Total	205	36	17.56	27									
Stratford Dist 3	Total	153	36	23.53	32									
Stratford Dist 4	Total	234	31	13.25	25									
Stratford Dist 5	Total	74	7	9.46	4									
Stratford Dist 6	Total	187	9	4.81	4									
Stratford Mail-In Ballot	Total	0	106	0.00	93									
Stratford Provisional	Total	0	3	0.00	3									
Stratford Emergency Ballots	Total	0	0	0.00										
<b>Stratford Borough</b>	<b>Total</b>	<b>1012</b>	<b>250</b>	<b>24.70</b>	<b>208</b>									

**State Committe Female Republican - REP**

		Registered	Ballots Cast	Turnout (%)	Naomi E. LUBKIN	Write-In								
Tavistock Dist 1	Total	2	0	0.00										
Tavistock Mail-In Ballot	Total	0	0	0.00										
Tavistock Provisional	Total	0	0	0.00										
Tavistock Emergency Ballots	Total	0	0	0.00										
<b>Tavistock Borough</b>	<b>Total</b>	<b>2</b>	<b>0</b>	<b>0.00</b>										
Voorhees Dist 1	Total	276	40	14.49	28									
Voorhees Dist 2	Total	309	51	16.50	36									
Voorhees Dist 3	Total	245	38	15.51	28	1								
Voorhees Dist 4	Total	235	23	9.79	18									
Voorhees Dist 5	Total	197	18	9.14	13									
Voorhees Dist 6	Total	306	38	12.42	33									
Voorhees Dist 7	Total	180	17	9.44	15									
Voorhees Dist 8	Total	279	22	7.89	17									
Voorhees Dist 9	Total	314	35	11.15	28									
Voorhees Dist 10	Total	189	20	10.58	15									
Voorhees Dist 11	Total	257	24	9.34	23									
Voorhees Dist 12	Total	217	24	11.06	18									
Voorhees Dist 13	Total	241	25	10.37	22									
Voorhees Dist 14	Total	176	28	15.91	26									
Voorhees Dist 15	Total	246	16	6.50	13									
Voorhees Dist 16	Total	206	17	8.25	16									
Voorhees Dist 17	Total	165	11	6.67	9									
Voorhees Dist 18	Total	168	8	4.76	8									
Voorhees Dist 19	Total	216	18	8.33	10									
Voorhees Mail-In Ballot	Total	0	526	0.00	462	1								
Voorhees Provisional	Total	0	31	0.00	25									
Voorhees Emergency Ballots	Total	0	0	0.00										
<b>Voorhees Twp</b>	<b>Total</b>	<b>4422</b>	<b>1030</b>	<b>23.29</b>	<b>863</b>	<b>2</b>								
Waterford Dist 1	Total	409	52	12.71	41									
Waterford Dist 2	Total	303	55	18.15	45									
Waterford Dist 3	Total	244	46	18.85	34									
Waterford Dist 4	Total	306	66	21.57	53									
Waterford Dist 5	Total	249	32	12.85	24									
Waterford Dist 6	Total	202	30	14.85	25									
Waterford Dist 7	Total	357	74	20.73	52									
Waterford Dist 8	Total	187	39	20.86	31									
Waterford Mail-In Ballot	Total	0	213	0.00	194									
Waterford Provisional	Total	0	21	0.00	16									
Waterford Emergency Ballots	Total	0	0	0.00										
<b>Waterford Twp</b>	<b>Total</b>	<b>2257</b>	<b>628</b>	<b>27.82</b>	<b>515</b>									

**State Committe Female Republican - REP**

		Registered	Ballots Cast	Turnout (%)	Naomi E. LUBKIN	Write-In								
Winslow W1 D1	Total	357	62	17.37	52									
Winslow W1 D2	Total	399	75	18.80	53									
Winslow W1 D3	Total	225	33	14.67	24									
Winslow W1 D4	Total	340	64	18.82	46									
Winslow W1 D5	Total	368	54	14.67	43									
Winslow W1 D6	Total	123	22	17.89	20									
Winslow Ward 1 Mail-In Ballot	Total	0	230	0.00	194									
Winslow Ward 1 Provisional	Total	0	34	0.00	28	1								
Winslow W1 Emergency Ballots	Total	0	0	0.00										
Winslow W2 D1	Total	192	26	13.54	20									
Winslow W2 D2	Total	219	32	14.61	24									
Winslow W2 D3	Total	423	64	15.13	45									
Winslow W2 D4	Total	243	48	19.75	36									
Winslow W2 D5	Total	283	61	21.55	46									
Winslow W2 D6	Total	98	15	15.31	13									
Winslow Ward 2 Mail-In Ballot	Total	0	174	0.00	133	1								
Winslow Ward 2 Provisional	Total	0	19	0.00	14									
Winslow W2 Mail-In Ballot Rejected	Total	0	0	0.00										
Winslow W2 Provisional Rejected	Total	0	0	0.00										
Winslow W2 Emergency Ballots	Total	0	0	0.00										
Winslow W3 D1	Total	92	15	16.30	11									
Winslow W3 D2	Total	65	4	6.15	3									
Winslow W3 D3	Total	88	7	7.95	6									
Winslow W3 D4	Total	98	15	15.31	5									
Winslow W3 D5	Total	84	12	14.29	7									
Winslow Ward 3 Mail-In Ballot	Total	0	41	0.00	38									
Winslow Ward 3 Provisional	Total	0	1	0.00	1									
Winslow W3 Mail-In Ballot Rejected	Total	0	0	0.00										
Winslow W3 Provisional Rejected	Total	0	0	0.00										
Winslow W3 Emergency Ballots	Total	0	0	0.00										
Winslow W4 D1	Total	193	44	22.80	34									
Winslow W4 D2	Total	212	15	7.08	12									
Winslow W4 D3	Total	288	32	11.11	22									
Winslow W4 D4	Total	205	29	14.15	23									
Winslow W4 D5	Total	204	32	15.69	24									
Winslow Ward 4 Mail-In Ballot	Total	0	100	0.00	95									
Winslow Ward 4 Provisional	Total	0	15	0.00	12									
Winslow W4 Mail-In Ballot Rejected	Total	0	0	0.00										
Winslow W4 Provisional Rejected	Total	0	0	0.00										
Winslow W4 Emergency Ballots	Total	0	0	0.00										
Winslow Twp	Total	4799	1375	28.65	1084	2								

**State Committe Female Republican - REP**

		Registered	Ballots Cast	Turnout (%)	Naomi E. LUBKIN	Write-In							
Woodlynne Dist 1	Total	61	9	14.75	8								
Woodlynne Dist 2	Total	58	6	10.34	2								
Woodlynne Mail-In Ballot	Total	0	11	0.00	10								
Woodlynne Provisional	Total	0	0	0.00									
Woodlynne Emergency Ballots	Total	0	0	0.00									
Woodlynne Borough	Total	119	26	21.85	20								
Total - TC-Emergency		62444	0	0.00									
Total - TC-Machine		62444	8107	12.98	6071	5							
Total - TC-Mail-In Ballot		62444	6257	10.02	5442	19							
Total - TC-Provisional		62444	544	0.87	446	1							
Total - TC-Rejected Ballots		62444	0	0.00									
Contest Total		62444	14908	23.87	11959	25							

**Audubon Park Council - REP**

		Registered	Ballots Cast	Turnout (%)	Write-In								
Audubon Park Dist 1	Total	136	41	30.15	2								
Audubon Park Mail-In Ballot	Total	0	11	0.00									
Audubon Park Provisional	Total	0	4	0.00									
Audubon Park Emergency Ballots	Total	0	0	0.00									
Audubon Park Borough	Total	136	56	41.18	2								
Total - TC-Emergency		136	0	0.00									
Total - TC-Machine		136	41	30.15	2								
Total - TC-Mail-In Ballot		136	11	8.09									
Total - TC-Provisional		136	4	2.94									
Total - TC-Rejected Ballots		136	0	0.00									
Contest Total		136	56	41.18	2								

**Barrington Council - REP**

		Registered	Ballots Cast	Turnout (%)	Nicholas ALVINI	Kenneth W. KRUPINSKI	Write-In							
Barrington Dist 1	Total	267	40	14.98	38	20								
Barrington Dist 2	Total	215	31	14.42	27	26								
Barrington Dist 3	Total	227	30	13.22	28	28								
Barrington Dist 4	Total	258	40	15.50	31	32								
Barrington Dist 5	Total	118	9	7.63	8	8								
Barrington Mail-In Ballot	Total	0	116	0.00	107	106								
Barrington Provisional	Total	0	11	0.00	8	7								
Barrington Emergency Ballots	Total	0	0	0.00										
Barrington Borough	Total	1085	277	25.53	247	227								
Total - TC-Emergency		1085	0	0.00										
Total - TC-Machine		1085	150	13.82	132	114								
Total - TC-Mail-In Ballot		1085	116	10.69	107	106								
Total - TC-Provisional		1085	11	1.01	8	7								
Total - TC-Rejected Ballots		1085	0	0.00										
Contest Total		1085	277	25.53	247	227								

**Bellmawr Council - REP**

		Registered	Ballots Cast	Turnout (%)	Write-In								
Bellmawr Dist 1	Total	253	48	18.97									
Bellmawr Dist 2	Total	264	31	11.74	2								
Bellmawr Dist 3	Total	232	33	14.22	1								
Bellmawr Dist 4	Total	156	35	22.44									
Bellmawr Dist 5	Total	179	24	13.41	2								
Bellmawr Dist 6	Total	205	26	12.68									
Bellmawr Dist 7	Total	192	33	17.19									
Bellmawr Mail-In Ballot	Total	0	117	0.00									
Bellmawr Provisional	Total	0	16	0.00									
Bellmawr Emergency Ballots	Total	0	0	0.00									
Bellmawr Borough	Total	1481	363	24.51	5								
Total - TC-Emergency		1481	0	0.00									
Total - TC-Machine		1481	230	15.53	5								
Total - TC-Mail-In Ballot		1481	117	7.90									
Total - TC-Provisional		1481	16	1.08									
Total - TC-Rejected Ballots		1481	0	0.00									
Contest Total		1481	363	24.51	5								

**Berlin Boro Council - REP**

		Registered	Ballots Cast	Turnout (%)	Write-In								
Berlin Boro Dist 1	Total	271	44	16.24	1								
Berlin Boro Dist 2	Total	389	69	17.74									
Berlin Boro Dist 3	Total	372	41	11.02	1								
Berlin Boro Dist 4	Total	342	62	18.13	1								
Berlin Boro Dist 5	Total	171	28	16.37									
Berlin Boro Mail-In Ballot	Total	0	62	0.00	4								
Berlin Boro Provisional	Total	0	0	0.00									
Berlin Boro Emergency Ballots	Total	0	0	0.00									
Berlin Borough	Total	1545	306	19.81	7								
Total - TC-Emergency		1545	0	0.00									
Total - TC-Machine		1545	244	15.79	3								
Total - TC-Mail-In Ballot		1545	62	4.01	4								
Total - TC-Provisional		1545	0	0.00									
Total - TC-Rejected Ballots		1545	0	0.00									
Contest Total		1545	306	19.81	7								



**Berlin Twp Mayor - REP**

		Registered	Ballots Cast	Turnout (%)	Write-In								
Berlin Twp Dist 1	Total	408	63	15.44	1								
Berlin Twp Dist 2	Total	131	19	14.50									
Berlin Twp Dist 3	Total	145	18	12.41									
Berlin Twp Dist 4	Total	242	36	14.88									
Berlin Twp Mail-In Ballot	Total	0	102	0.00	2								
Berlin Twp Provisional	Total	0	3	0.00									
Berlin Twp Emergency Ballots	Total	0	0	0.00									
Berlin Township	Total	926	241	26.03	3								
Total - TC-Emergency		926	0	0.00									
Total - TC-Machine		926	136	14.69	1								
Total - TC-Mail-In Ballot		926	102	11.02	2								
Total - TC-Provisional		926	3	0.32									
Total - TC-Rejected Ballots		926	0	0.00									
Contest Total		926	241	26.03	3								

**Berlin Twp Council - REP**

		Registered	Ballots Cast	Turnout (%)	Write-In								
Berlin Twp Dist 1	Total	408	63	15.44									
Berlin Twp Dist 2	Total	131	19	14.50									
Berlin Twp Dist 3	Total	145	18	12.41									
Berlin Twp Dist 4	Total	242	36	14.88									
Berlin Twp Mail-In Ballot	Total	0	102	0.00	2								
Berlin Twp Provisional	Total	0	3	0.00									
Berlin Twp Emergency Ballots	Total	0	0	0.00									
Berlin Township	Total	926	241	26.03	2								
Total - TC-Emergency		926	0	0.00									
Total - TC-Machine		926	136	14.69									
Total - TC-Mail-In Ballot		926	102	11.02	2								
Total - TC-Provisional		926	3	0.32									
Total - TC-Rejected Ballots		926	0	0.00									
Contest Total		926	241	26.03	2								

**Brooklawn Council - REP**

		Registered	Ballots Cast	Turnout (%)	Write-In								
Brooklawn Dist 1	Total	219	45	20.55	2								
Brooklawn Mail-In Ballot	Total	0	10	0.00									
Brooklawn Provisional	Total	0	1	0.00									
Brooklawn Emergency Ballots	Total	0	0	0.00									
Brooklawn Borough	Total	219	56	25.57	2								
Total - TC-Emergency		219	0	0.00									
Total - TC-Machine		219	45	20.55	2								
Total - TC-Mail-In Ballot		219	10	4.57									
Total - TC-Provisional		219	1	0.46									
Total - TC-Rejected Ballots		219	0	0.00									
Contest Total		219	56	25.57	2								

**Camden City Mayor - REP**

		Registered	Ballots Cast	Turnout (%)	Write-In								
Camden City W1 D1	Total	18	2	11.11									
Camden City W1 D2	Total	50	5	10.00									
Camden City W1 D3	Total	49	2	4.08									
Camden City W1 D4	Total	46	3	6.52									
Camden City W1 D5	Total	83	1	1.20									
Camden City W1 D6	Total	65	2	3.08									
Camden City W1 D7	Total	43	0	0.00									
Camden City W1 D8	Total	32	1	3.13	1								
Camden City W1 D9	Total	56	2	3.57									
Camden City W1 D10	Total	72	0	0.00									
Camden City Ward 1 Mail-In Ballot	Total	0	16	0.00									
Camden City Ward 1 Provisional	Total	0	3	0.00									
Camden City W1 Emergency Ballots	Total	0	0	0.00									
Camden City W2 D1	Total	20	2	10.00									
Camden City W2 D2	Total	34	4	11.76									
Camden City W2 D3	Total	34	0	0.00									
Camden City W2 D4	Total	45	5	11.11	1								
Camden City W2 D5	Total	32	1	3.13									
Camden City W2 D6	Total	63	3	4.76									
Camden City W2 D7	Total	36	0	0.00									
Camden City W2 D8	Total	82	1	1.22									
Camden City W2 D9	Total	82	3	3.66									
Camden City W2 D10	Total	35	0	0.00									
Camden City W2 D11	Total	36	0	0.00									
Camden City Ward 2 Mail-In Ballot	Total	0	12	0.00	1								
Camden City Ward 2 Provisional	Total	0	4	0.00									
Camden City W2 Emergency Ballots	Total	0	0	0.00									
Camden City W3 D1	Total	56	2	3.57									
Camden City W3 D2	Total	97	5	5.15									
Camden City W3 D3	Total	48	3	6.25									
Camden City W3 D4	Total	52	1	1.92									
Camden City W3 D5	Total	50	0	0.00									
Camden City W3 D6	Total	42	3	7.14									
Camden City W3 D7	Total	79	0	0.00									
Camden City W3 D8	Total	97	2	2.06									
Camden City W3 D9	Total	79	0	0.00									
Camden City Ward 3 Mail-In Ballot	Total	0	13	0.00									
Camden City Ward 3 Provisional	Total	0	2	0.00									
Camden City W3 Emergency Ballots	Total	0	0	0.00									
Camden City W4 D1	Total	41	0	0.00									
Camden City W4 D2	Total	49	1	2.04									
Camden City W4 D3	Total	67	1	1.49									
Camden City W4 D4	Total	58	1	1.72									
Camden City W4 D5	Total	54	2	3.70									

**Camden City Mayor - REP**

		Registered	Ballots Cast	Turnout (%)	Write-In								
Camden City W4 D6	Total	70	4	5.71									
Camden City W4 D7	Total	58	2	3.45									
Camden City W4 D8	Total	77	2	2.60									
Camden City W4 D9	Total	54	7	12.96									
Camden City W4 D10	Total	72	3	4.17									
Camden City Ward 4 Mail-In Ballot	Total	0	0	0.00									
Camden City Ward 4 Provisional	Total	0	0	0.00									
Camden City W4 Emergency Ballots	Total	0	0	0.00									
Camden City	Total	2213	126	5.69	3								
Total - TC-Emergency		2213	0	0.00									
Total - TC-Machine		2213	76	3.43	2								
Total - TC-Mail-In Ballot		2213	41	1.85	1								
Total - TC-Provisional		2213	9	0.41									
Total - TC-Rejected Ballots		2213	0	0.00									
Contest Total		2213	126	5.69	3								

**Camden City Council at Large - REP**

		Registered	Ballots Cast	Turnout (%)	Write-In								
Camden City W1 D1	Total	18	2	11.11									
Camden City W1 D2	Total	50	5	10.00	1								
Camden City W1 D3	Total	49	2	4.08									
Camden City W1 D4	Total	46	3	6.52									
Camden City W1 D5	Total	83	1	1.20									
Camden City W1 D6	Total	65	2	3.08									
Camden City W1 D7	Total	43	0	0.00									
Camden City W1 D8	Total	32	1	3.13	3								
Camden City W1 D9	Total	56	2	3.57									
Camden City W1 D10	Total	72	0	0.00									
Camden City Ward 1 Mail-In Ballot	Total	0	16	0.00									
Camden City Ward 1 Provisional	Total	0	3	0.00									
Camden City W1 Emergency Ballots	Total	0	0	0.00									
Camden City W2 D1	Total	20	2	10.00									
Camden City W2 D2	Total	34	4	11.76									
Camden City W2 D3	Total	34	0	0.00									
Camden City W2 D4	Total	45	5	11.11									
Camden City W2 D5	Total	32	1	3.13									
Camden City W2 D6	Total	63	3	4.76									
Camden City W2 D7	Total	36	0	0.00									
Camden City W2 D8	Total	82	1	1.22									
Camden City W2 D9	Total	82	3	3.66									
Camden City W2 D10	Total	35	0	0.00									
Camden City W2 D11	Total	36	0	0.00									
Camden City Ward 2 Mail-In Ballot	Total	0	12	0.00	3								
Camden City Ward 2 Provisional	Total	0	4	0.00									
Camden City W2 Emergency Ballots	Total	0	0	0.00									
Camden City W3 D1	Total	56	2	3.57									
Camden City W3 D2	Total	97	5	5.15									
Camden City W3 D3	Total	48	3	6.25									
Camden City W3 D4	Total	52	1	1.92									
Camden City W3 D5	Total	50	0	0.00									
Camden City W3 D6	Total	42	3	7.14									
Camden City W3 D7	Total	79	0	0.00									
Camden City W3 D8	Total	97	2	2.06									
Camden City W3 D9	Total	79	0	0.00									
Camden City Ward 3 Mail-In Ballot	Total	0	13	0.00									
Camden City Ward 3 Provisional	Total	0	2	0.00									
Camden City W3 Emergency Ballots	Total	0	0	0.00									
Camden City W4 D1	Total	41	0	0.00									
Camden City W4 D2	Total	49	1	2.04									
Camden City W4 D3	Total	67	1	1.49									
Camden City W4 D4	Total	58	1	1.72									
Camden City W4 D5	Total	54	2	3.70									

**Camden City Council at Large - REP**

		Registered	Ballots Cast	Turnout (%)	Write-In								
Camden City W4 D6	Total	70	4	5.71									
Camden City W4 D7	Total	58	2	3.45									
Camden City W4 D8	Total	77	2	2.60									
Camden City W4 D9	Total	54	7	12.96									
Camden City W4 D10	Total	72	3	4.17									
Camden City Ward 4 Mail-In Ballot	Total	0	0	0.00									
Camden City Ward 4 Provisional	Total	0	0	0.00									
Camden City W4 Emergency Ballots	Total	0	0	0.00									
Camden City	Total	2213	126	5.69	7								
Total - TC-Emergency		2213	0	0.00									
Total - TC-Machine		2213	76	3.43	4								
Total - TC-Mail-In Ballot		2213	41	1.85	3								
Total - TC-Provisional		2213	9	0.41									
Total - TC-Rejected Ballots		2213	0	0.00									
Contest Total		2213	126	5.69	7								

**Cherry Hill Council - REP**

		Registered	Ballots Cast	Turnout (%)	Nicole NANCE	David LODGE	Rossana PARSONS	Diane C. CARR	Write-In					
Cherry Hill Dist 1	Total	235	42	17.87	32	29	28	27						
Cherry Hill Dist 2	Total	239	39	16.32	34	31	31	31						
Cherry Hill Dist 3	Total	224	26	11.61	20	19	20	20						
Cherry Hill Dist 4	Total	271	35	12.92	27	27	23	25						
Cherry Hill Dist 5	Total	231	27	11.69	16	17	14	16						
Cherry Hill Dist 6	Total	198	27	13.64	20	20	20	19						
Cherry Hill Dist 7	Total	203	21	10.34	14	13	15	13						
Cherry Hill Dist 8	Total	163	20	12.27	13	13	13	14						
Cherry Hill Dist 9	Total	404	29	7.18	24	28	26	26						
Cherry Hill Dist 10	Total	183	31	16.94	23	23	24	22						
Cherry Hill Dist 11	Total	270	32	11.85	23	24	23	20						
Cherry Hill Dist 12	Total	283	34	12.01	25	26	26	26						
Cherry Hill Dist 13	Total	313	33	10.54	27	25	27	27						
Cherry Hill Dist 14	Total	196	29	14.80	22	19	18	19						
Cherry Hill Dist 15	Total	233	31	13.30	20	19	17	16						
Cherry Hill Dist 16	Total	138	9	6.52	9	9	9	9						
Cherry Hill Dist 17	Total	234	22	9.40	13	14	13	12						
Cherry Hill Dist 18	Total	188	20	10.64	13	12	12	11						
Cherry Hill Dist 19	Total	193	23	11.92	16	13	14	16						
Cherry Hill Dist 20	Total	483	57	11.80	45	45	43	42						
Cherry Hill Dist 21	Total	259	35	13.51	29	26	26	29						
Cherry Hill Dist 22	Total	298	20	6.71	15	13	11	11						
Cherry Hill Dist 23	Total	266	30	11.28	23	22	21	21						
Cherry Hill Dist 24	Total	251	19	7.57	14	14	14	14						
Cherry Hill Dist 25	Total	221	27	12.22	22	22	22	19						
Cherry Hill Dist 26	Total	310	29	9.35	22	21	23	23						
Cherry Hill Dist 27	Total	205	22	10.73	21	22	19	21						
Cherry Hill Dist 28	Total	199	20	10.05	15	16	15	17						
Cherry Hill Dist 29	Total	271	29	10.70	18	21	18	19						
Cherry Hill Dist 30	Total	97	9	9.28	8	8	8	8						
Cherry Hill Dist 31	Total	291	24	8.25	14	14	13	17						
Cherry Hill Dist 32	Total	108	10	9.26	7	8	6	6						
Cherry Hill Dist 33	Total	276	30	10.87	26	25	26	25						
Cherry Hill Dist 34	Total	257	24	9.34	18	17	16	17						
Cherry Hill Dist 35	Total	343	35	10.20	33	31	32	31						
Cherry Hill Dist 36	Total	244	12	4.92	7	8	7	7						
Cherry Hill Dist 37	Total	187	20	10.70	19	18	17	17						
Cherry Hill Dist 38	Total	122	6	4.92	6	6	6	6						
Cherry Hill Dist 39	Total	206	25	12.14	24	24	24	24						
Cherry Hill Dist 40	Total	171	14	8.19	11	10	10	9						
Cherry Hill Dist 41	Total	193	14	7.25	8	8	7	7						
Cherry Hill Dist 42	Total	179	31	17.32	20	18	17	17						
Cherry Hill Dist 43	Total	200	18	9.00	14	14	13	13						
Cherry Hill Dist 44	Total	241	19	7.88	17	17	16	16	4					
Cherry Hill Dist 45	Total	365	41	11.23	27	27	25	27						
Cherry Hill Dist 46	Total	254	21	8.27	13	13	12	12						
Cherry Hill Dist 47	Total	192	19	9.90	12	11	11	11						
Cherry Hill Dist 48	Total	86	6	6.98	5	6	5	4						



**Cherry Hill Council - REP**

		Registered	Ballots Cast	Turnout (%)	Nicole NANCE	David LODGE	Rossana PARSONS	Diane C. CARR	Write-In				
Cherry Hill Mail-In Ballot	Total	0	1337	0.00	1180	1179	1183	1180	2				
Cherry Hill Provisional	Total	0	99	0.00	80	78	80	80					
Cherry Hill Emergency Ballots	Total	0	0	0.00									
Cherry Hill Twp	Total	11174	2632	23.55	2164	2143	2119	2119	6				
Total - TC-Emergency		11174	0	0.00									
Total - TC-Machine		11174	1196	10.70	904	886	856	859	4				
Total - TC-Mail-In Ballot		11174	1337	11.97	1180	1179	1183	1180	2				
Total - TC-Provisional		11174	99	0.89	80	78	80	80					
Total - TC-Rejected Ballots		11174	0	0.00									
Contest Total		11174	2632	23.55	2164	2143	2119	2119	6				

**Chesilhurst Council - REP**

		Registered	Ballots Cast	Turnout (%)	Write-In								
Chesilhurst Dist 1	Total	180	28	15.56	2								
Chesilhurst Mail-In Ballot	Total	0	23	0.00	2								
Chesilhurst Provisional	Total	0	0	0.00									
Chesilhurst Emergency Ballots	Total	0	0	0.00									
Chesilhurst Borough	Total	180	51	28.33	4								
Total - TC-Emergency		180	0	0.00									
Total - TC-Machine		180	28	15.56	2								
Total - TC-Mail-In Ballot		180	23	12.78	2								
Total - TC-Provisional		180	0	0.00									
Total - TC-Rejected Ballots		180	0	0.00									
Contest Total		180	51	28.33	4								

**Clementon Council - REP**

		Registered	Ballots Cast	Turnout (%)	Lynn LOFLAND	William WEYLAND	Write-In							
Clementon Dist 1	Total	180	29	16.11	22	23								
Clementon Dist 2	Total	204	33	16.18	24	24								
Clementon Dist 3	Total	235	41	17.45	31	30	1							
Clementon Mail-In Ballot	Total	0	64	0.00	52	56	2							
Clementon Provisional	Total	0	4	0.00	3	3								
Clementon Emergency Ballots	Total	0	0	0.00										
Clementon Borough	Total	619	171	27.63	132	136	3							
Total - TC-Emergency		619	0	0.00										
Total - TC-Machine		619	103	16.64	77	77	1							
Total - TC-Mail-In Ballot		619	64	10.34	52	56	2							
Total - TC-Provisional		619	4	0.65	3	3								
Total - TC-Rejected Ballots		619	0	0.00										
Contest Total		619	171	27.63	132	136	3							

**Gibbsboro Council - REP**

		Registered	Ballots Cast	Turnout (%)	Write-In									
Gibbsboro Dist 1	Total	231	36	15.58										
Gibbsboro Dist 2	Total	199	25	12.56										
Gibbsboro Mail-In Ballot	Total	0	34	0.00										
Gibbsboro Provisional	Total	0	6	0.00										
Gibbsboro Emergency Ballots	Total	0	0	0.00										
Gibbsboro Borough	Total	430	101	23.49										
Total - TC-Emergency		430	0	0.00										
Total - TC-Machine		430	61	14.19										
Total - TC-Mail-In Ballot		430	34	7.91										
Total - TC-Provisional		430	6	1.40										
Total - TC-Rejected Ballots		430	0	0.00										
Contest Total		430	101	23.49										

**Gloucester City Council Ward 1 - REP**

		Registered	Ballots Cast	Turnout (%)	Write-In								
Gloucester City W1 D1	Total	126	8	6.35									
Gloucester City W1 D2	Total	107	11	10.28	1								
Gloucester City W1 D3	Total	141	18	12.77									
Gloucester City Ward 1 Mail-In Ballot	Total	0	28	0.00	2								
Gloucester City Ward 1 Provisional	Total	0	1	0.00									
Gloucester City W1 Emergency Ballots	Total	0	0	0.00									
Gloucester City	Total	374	66	17.65	3								
Total - TC-Emergency		374	0	0.00									
Total - TC-Machine		374	37	9.89	1								
Total - TC-Mail-In Ballot		374	28	7.49	2								
Total - TC-Provisional		374	1	0.27									
Total - TC-Rejected Ballots		374	0	0.00									
Contest Total		374	66	17.65	3								

**Gloucester City Council Ward 2 - REP**

		Registered	Ballots Cast	Turnout (%)	Write-In								
Gloucester City W2 D1	Total	102	18	17.65									
Gloucester City W2 D2	Total	161	21	13.04	1								
Gloucester City W2 D3	Total	157	9	5.73									
Gloucester City Ward 2 Mail-In Ballot	Total	0	28	0.00	2								
Gloucester City Ward 2 Provisional	Total	0	5	0.00									
Gloucester City W2 Emergency Ballots	Total	0	0	0.00									
Gloucester City	Total	420	81	19.29	3								
Total - TC-Emergency		420	0	0.00									
Total - TC-Machine		420	48	11.43	1								
Total - TC-Mail-In Ballot		420	28	6.67	2								
Total - TC-Provisional		420	5	1.19									
Total - TC-Rejected Ballots		420	0	0.00									
Contest Total		420	81	19.29	3								

**Gloucester City Council Ward 3 - REP**

		Registered	Ballots Cast	Turnout (%)	Write-In								
Gloucester City W3 D1	Total	169	25	14.79	1								
Gloucester City W3 D2	Total	212	27	12.74									
Gloucester City Ward 3 Mail-In Ballot	Total	0	32	0.00									
Gloucester City Ward 3 Provisional	Total	0	4	0.00									
Gloucester City W3 Emergency Ballots	Total	0	0	0.00									
Gloucester City	Total	381	88	23.10	1								
Total - TC-Emergency		381	0	0.00									
Total - TC-Machine		381	52	13.65	1								
Total - TC-Mail-In Ballot		381	32	8.40									
Total - TC-Provisional		381	4	1.05									
Total - TC-Rejected Ballots		381	0	0.00									
Contest Total		381	88	23.10	1								

**Gloucester Twp Mayor - REP**

		Registered	Ballots Cast	Turnout (%)	Joseph F. DAMICO, III	Write-In							
Gloucester Twp Dist 1	Total	196	39	19.90	25	2							
Gloucester Twp Dist 2	Total	159	31	19.50	26								
Gloucester Twp Dist 3	Total	224	33	14.73	23								
Gloucester Twp Dist 4	Total	276	46	16.67	33								
Gloucester Twp Dist 5	Total	261	18	6.90	2	1							
Gloucester Twp Dist 6	Total	329	53	16.11	39								
Gloucester Twp Dist 7	Total	273	37	13.55	34								
Gloucester Twp Dist 8	Total	182	21	11.54	18								
Gloucester Twp Dist 9	Total	318	42	13.21	38								
Gloucester Twp Dist 10	Total	232	27	11.64	21								
Gloucester Twp Dist 11	Total	265	41	15.47	34								
Gloucester Twp Dist 12	Total	305	40	13.11	28								
Gloucester Twp Dist 13	Total	268	29	10.82	24	1							
Gloucester Twp Dist 14	Total	148	19	12.84	14								
Gloucester Twp Dist 15	Total	328	58	17.68	42								
Gloucester Twp Dist 16	Total	324	49	15.12	36								
Gloucester Twp Dist 17	Total	319	27	8.46	20								
Gloucester Twp Dist 18	Total	258	30	11.63	22								
Gloucester Twp Dist 19	Total	291	28	9.62	22								
Gloucester Twp Dist 20	Total	249	25	10.04	21								
Gloucester Twp Dist 21	Total	172	23	13.37	19								
Gloucester Twp Dist 22	Total	196	28	14.29	20								
Gloucester Twp Dist 23	Total	153	14	9.15	11								
Gloucester Twp Dist 24	Total	325	53	16.31	39								
Gloucester Twp Dist 25	Total	276	45	16.30	37								
Gloucester Twp Dist 26	Total	210	31	14.76	26								
Gloucester Twp Dist 27	Total	250	39	15.60	34								
Gloucester Twp Dist 28	Total	166	32	19.28	24								
Gloucester Twp Dist 29	Total	305	36	11.80	29								
Gloucester Twp Dist 30	Total	323	59	18.27	35								
Gloucester Twp Dist 31	Total	193	32	16.58	25								
Gloucester Twp Dist 32	Total	281	41	14.59	32								
Gloucester Twp Dist 33	Total	180	16	8.89	12								
Gloucester Twp Dist 34	Total	188	19	10.11	15								
Gloucester Twp Dist 35	Total	267	30	11.24	20								
Gloucester Twp Dist 36	Total	189	20	10.58	14								
Gloucester Twp Dist 37	Total	45	5	11.11	2								
Gloucester Twp Dist 38	Total	119	17	14.29	10								
Gloucester Twp Dist 39	Total	125	16	12.80	12								
Gloucester Twp Dist 40	Total	240	34	14.17	28								
Gloucester Twp Mail-In Ballot	Total	0	1011	0.00	909	3							
Gloucester Twp Provisional	Total	0	76	0.00	67	1							
Gloucester Twp Emergency Ballots	Total	0	0	0.00									
Gloucester Twp	Total	9408	2370	25.19	1942	8							
Total - TC-Emergency		9408	0	0.00									



**Gloucester Twp Mayor - REP**

	Registered	Ballots Cast	Turnout (%)	Joseph F. DAMICO, III	Write-In								
Total - TC-Machine	9408	1283	13.64	966	4								
Total - TC-Mail-In Ballot	9408	1011	10.75	909	3								
Total - TC-Provisional	9408	76	0.81	67	1								
Total - TC-Rejected Ballots	9408	0	0.00										
Contest Total	9408	2370	25.19	1942	8								

**Gloucester Twp Council - REP**

		Registered	Ballots Cast	Turnout (%)	Natalie L. RIVERA	Raymond E. HENRY, JR.	Theodore M. LIDDELL	Write-In						
Gloucester Twp Dist 1	Total	196	39	19.90	23	23	23	4						
Gloucester Twp Dist 2	Total	159	31	19.50	25	27	26							
Gloucester Twp Dist 3	Total	224	33	14.73	22	24	21							
Gloucester Twp Dist 4	Total	276	46	16.67	32	35	33							
Gloucester Twp Dist 5	Total	261	18	6.90	6	5	4	6						
Gloucester Twp Dist 6	Total	329	53	16.11	38	39	39							
Gloucester Twp Dist 7	Total	273	37	13.55	31	29	29							
Gloucester Twp Dist 8	Total	182	21	11.54	17	16	16							
Gloucester Twp Dist 9	Total	318	42	13.21	37	37	37							
Gloucester Twp Dist 10	Total	232	27	11.64	21	19	20							
Gloucester Twp Dist 11	Total	265	41	15.47	30	32	32							
Gloucester Twp Dist 12	Total	305	40	13.11	29	30	28							
Gloucester Twp Dist 13	Total	268	29	10.82	22	19	19							
Gloucester Twp Dist 14	Total	148	19	12.84	12	15	15							
Gloucester Twp Dist 15	Total	328	58	17.68	42	44	40							
Gloucester Twp Dist 16	Total	324	49	15.12	37	34	30							
Gloucester Twp Dist 17	Total	319	27	8.46	21	19	19							
Gloucester Twp Dist 18	Total	258	30	11.63	21	20	20							
Gloucester Twp Dist 19	Total	291	28	9.62	18	17	20							
Gloucester Twp Dist 20	Total	249	25	10.04	20	19	19							
Gloucester Twp Dist 21	Total	172	23	13.37	19	19	18							
Gloucester Twp Dist 22	Total	196	28	14.29	21	21	18							
Gloucester Twp Dist 23	Total	153	14	9.15	10	10	11							
Gloucester Twp Dist 24	Total	325	53	16.31	37	37	34							
Gloucester Twp Dist 25	Total	276	45	16.30	34	30	31							
Gloucester Twp Dist 26	Total	210	31	14.76	23	24	22							
Gloucester Twp Dist 27	Total	250	39	15.60	30	32	33							
Gloucester Twp Dist 28	Total	166	32	19.28	21	23	24							
Gloucester Twp Dist 29	Total	305	36	11.80	27	25	23							
Gloucester Twp Dist 30	Total	323	59	18.27	41	39	37							
Gloucester Twp Dist 31	Total	193	32	16.58	21	21	22							
Gloucester Twp Dist 32	Total	281	41	14.59	30	30	31							
Gloucester Twp Dist 33	Total	180	16	8.89	12	12	13							
Gloucester Twp Dist 34	Total	188	19	10.11	16	17	14							
Gloucester Twp Dist 35	Total	267	30	11.24	18	18	16							
Gloucester Twp Dist 36	Total	189	20	10.58	14	13	14							
Gloucester Twp Dist 37	Total	45	5	11.11	2	2	2							
Gloucester Twp Dist 38	Total	119	17	14.29	10	10	10							
Gloucester Twp Dist 39	Total	125	16	12.80	10	12	11							
Gloucester Twp Dist 40	Total	240	34	14.17	28	28	27							
Gloucester Twp Mail-In Ballot	Total	0	1011	0.00	891	879	878	3						
Gloucester Twp Provisional	Total	0	76	0.00	64	62	64	3						
Gloucester Twp Emergency Ballots	Total	0	0	0.00										
Gloucester Twp	Total	9408	2370	25.19	1883	1867	1843	16						

**Gloucester Twp Council - REP**

	Registered	Ballots Cast	Turnout (%)	Natalie L. RIVERA	Raymond E. HENRY, JR.	Theodore M. LIDDELL	Write-In						
Total - TC-Emergency	9408	0	0.00										
Total - TC-Machine	9408	1283	13.64	928	926	901	10						
Total - TC-Mail-In Ballot	9408	1011	10.75	891	879	878	3						
Total - TC-Provisional	9408	76	0.81	64	62	64	3						
Total - TC-Rejected Ballots	9408	0	0.00										
Contest Total	9408	2370	25.19	1883	1867	1843	16						

**Haddon Heights Council - REP**

		Registered	Ballots Cast	Turnout (%)	Kimberley STUART	Kevin EHRET	Write-In							
Haddon Heights Dist 1	Total	186	33	17.74	28	28								
Haddon Heights Dist 2	Total	118	17	14.41	13	13								
Haddon Heights Dist 3	Total	260	32	12.31	21	20								
Haddon Heights Dist 4	Total	167	28	16.77	23	25								
Haddon Heights Dist 5	Total	203	31	15.27	21	20								
Haddon Heights Dist 6	Total	251	40	15.94	35	34								
Haddon Heights Dist 7	Total	244	34	13.93	29	29								
Haddon Heights Mail-In Ballot	Total	0	159	0.00	142	144								
Haddon Heights Provisional	Total	0	9	0.00	9	9								
Haddon Heights Emergency Ballots	Total	0	0	0.00										
Haddon Heights Borough	Total	1429	383	26.80	321	322								
Total - TC-Emergency		1429	0	0.00										
Total - TC-Machine		1429	215	15.05	170	169								
Total - TC-Mail-In Ballot		1429	159	11.13	142	144								
Total - TC-Provisional		1429	9	0.63	9	9								
Total - TC-Rejected Ballots		1429	0	0.00										
Contest Total		1429	383	26.80	321	322								

**Hi-Nella Council - REP**

		Registered	Ballots Cast	Turnout (%)	Write-In								
Hi-Nella Dist 1	Total	93	12	12.90	1								
Hi Nella Mail-In Ballot	Total	0	6	0.00									
Hi Nella Provisional	Total	0	0	0.00									
Hi Nella Emergency Ballots	Total	0	0	0.00									
Hi-Nella Borough	Total	93	18	19.35	1								
Total - TC-Emergency		93	0	0.00									
Total - TC-Machine		93	12	12.90	1								
Total - TC-Mail-In Ballot		93	6	6.45									
Total - TC-Provisional		93	0	0.00									
Total - TC-Rejected Ballots		93	0	0.00									
Contest Total		93	18	19.35	1								

**Laurel Springs Council - REP**

		Registered	Ballots Cast	Turnout (%)	James W. REDSTRAKE	Write-In								
Laurel Springs Dist 1	Total	158	21	13.29	17									
Laurel Springs Dist 2	Total	196	25	12.76	15									
Laurel Springs Mail-In Ballot	Total	0	35	0.00	32									
Laurel Springs Provisional	Total	0	0	0.00										
Laurel Springs Emergency Ballots	Total	0	0	0.00										
Laurel Springs Borough	Total	354	81	22.88	64									
Total - TC-Emergency		354	0	0.00										
Total - TC-Machine		354	46	12.99	32									
Total - TC-Mail-In Ballot		354	35	9.89	32									
Total - TC-Provisional		354	0	0.00										
Total - TC-Rejected Ballots		354	0	0.00										
Contest Total		354	81	22.88	64									

**Lawnside Council - REP**

		Registered	Ballots Cast	Turnout (%)	Write-In								
Lawnside Dist 1	Total	43	4	9.30									
Lawnside Dist 2	Total	48	2	4.17									
Lawnside Mail-In Ballot	Total	0	10	0.00	1								
Lawnside Provisional	Total	0	0	0.00									
Lawnside Emergency Ballots	Total	0	0	0.00									
Lawnside Borough	Total	91	16	17.58	1								
Total - TC-Emergency		91	0	0.00									
Total - TC-Machine		91	6	6.59									
Total - TC-Mail-In Ballot		91	10	10.99	1								
Total - TC-Provisional		91	0	0.00									
Total - TC-Rejected Ballots		91	0	0.00									
Contest Total		91	16	17.58	1								

**Lindenwold Council - REP**

		Registered	Ballots Cast	Turnout (%)	Write-In								
Lindenwold Dist 1	Total	203	25	12.32									
Lindenwold Dist 2	Total	190	26	13.68									
Lindenwold Dist 3	Total	117	28	23.93	3								
Lindenwold Dist 4	Total	188	24	12.77									
Lindenwold Dist 5	Total	80	4	5.00									
Lindenwold Dist 6	Total	116	9	7.76									
Lindenwold Dist 7	Total	71	0	0.00									
Lindenwold Dist 8	Total	137	11	8.03	1								
Lindenwold Dist 9	Total	93	18	19.35									
Lindenwold Mail-In Ballot	Total	0	107	0.00	3								
Lindenwold Provisional	Total	0	11	0.00									
Lindenwold Emergency Ballots	Total	0	0	0.00									
Lindenwold Borough	Total	1195	263	22.01	7								
Total - TC-Emergency		1195	0	0.00									
Total - TC-Machine		1195	145	12.13	4								
Total - TC-Mail-In Ballot		1195	107	8.95	3								
Total - TC-Provisional		1195	11	0.92									
Total - TC-Rejected Ballots		1195	0	0.00									
Contest Total		1195	263	22.01	7								



**Magnolia Council - REP**

		Registered	Ballots Cast	Turnout (%)	Write-In								
Magnolia Dist 1	Total	127	21	16.54									
Magnolia Dist 2	Total	129	16	12.40									
Magnolia Dist 3	Total	170	23	13.53									
Magnolia Dist 4	Total	158	26	16.46									
Magnolia Mail-In Ballot	Total	0	50	0.00	2								
Magnolia Provisional	Total	0	5	0.00									
Magnolia Emergency Ballots	Total	0	0	0.00									
Magnolia Borough	Total	584	141	24.14	2								
Total - TC-Emergency		584	0	0.00									
Total - TC-Machine		584	86	14.73									
Total - TC-Mail-In Ballot		584	50	8.56	2								
Total - TC-Provisional		584	5	0.86									
Total - TC-Rejected Ballots		584	0	0.00									
Contest Total		584	141	24.14	2								

**Merchantville Council - REP**

		Registered	Ballots Cast	Turnout (%)	Write-In								
Merchantville Dist 1	Total	240	36	15.00	1								
Merchantville Dist 2	Total	143	30	20.98									
Merchantville Dist 3	Total	116	16	13.79									
Merchantville Mail-In Ballot	Total	0	49	0.00	4								
Merchantville Provisional	Total	0	1	0.00									
Merchantville Emergency Ballots	Total	0	0	0.00									
Merchantville Borough	Total	499	132	26.45	5								
Total - TC-Emergency		499	0	0.00									
Total - TC-Machine		499	82	16.43	1								
Total - TC-Mail-In Ballot		499	49	9.82	4								
Total - TC-Provisional		499	1	0.20									
Total - TC-Rejected Ballots		499	0	0.00									
Contest Total		499	132	26.45	5								

**Oaklyn Council - REP**

		Registered	Ballots Cast	Turnout (%)	Write-In								
Oaklyn Dist 1	Total	121	21	17.36	3								
Oaklyn Dist 2	Total	146	29	19.86	8								
Oaklyn Dist 3	Total	150	27	18.00	8								
Oaklyn Dist 4	Total	122	19	15.57	1								
Oaklyn Mail-In Ballot	Total	0	40	0.00	1								
Oaklyn Provisional	Total	0	7	0.00	1								
Oaklyn Emergency Ballots	Total	0	0	0.00									
Oaklyn Borough	Total	539	143	26.53	22								
Total - TC-Emergency		539	0	0.00									
Total - TC-Machine		539	96	17.81	20								
Total - TC-Mail-In Ballot		539	40	7.42	1								
Total - TC-Provisional		539	7	1.30	1								
Total - TC-Rejected Ballots		539	0	0.00									
Contest Total		539	143	26.53	22								

**Pennsauken Twp Committee UNEX - REP**

		Registered	Ballots Cast	Turnout (%)	Write-In								
Pennsauken Dist 1	Total	112	9	8.04									
Pennsauken Dist 2	Total	96	5	5.21									
Pennsauken Dist 3	Total	174	28	16.09									
Pennsauken Dist 4	Total	142	10	7.04									
Pennsauken Dist 5	Total	147	17	11.56									
Pennsauken Dist 6	Total	221	29	13.12									
Pennsauken Dist 7	Total	165	21	12.73	1								
Pennsauken Dist 8	Total	146	18	12.33									
Pennsauken Dist 9	Total	152	13	8.55									
Pennsauken Dist 10	Total	127	11	8.66	1								
Pennsauken Dist 11	Total	194	33	17.01									
Pennsauken Dist 12	Total	92	7	7.61									
Pennsauken Dist 13	Total	172	37	21.51									
Pennsauken Dist 14	Total	101	17	16.83									
Pennsauken Dist 15	Total	109	4	3.67									
Pennsauken Dist 16	Total	61	5	8.20									
Pennsauken Dist 17	Total	181	20	11.05									
Pennsauken Dist 18	Total	221	25	11.31	1								
Pennsauken Dist 19	Total	104	14	13.46									
Pennsauken Dist 20	Total	38	2	5.26									
Pennsauken Dist 21	Total	114	15	13.16									
Pennsauken Dist 22	Total	129	31	24.03	1								
Pennsauken Dist 23	Total	120	11	9.17									
Pennsauken Dist 24	Total	40	1	2.50									
Pennsauken Mail-In Ballot	Total	0	262	0.00	8								
Pennsauken Provisional	Total	0	26	0.00									
Pennsauken Emergency Ballots	Total	0	0	0.00									
Pennsauken Twp	Total	3158	671	21.25	12								
Total - TC-Emergency		3158	0	0.00									
Total - TC-Machine		3158	383	12.13	4								
Total - TC-Mail-In Ballot		3158	262	8.30	8								
Total - TC-Provisional		3158	26	0.82									
Total - TC-Rejected Ballots		3158	0	0.00									
Contest Total		3158	671	21.25	12								

**Pennsauken Twp. Committee - REP**

		Registered	Ballots Cast	Turnout (%)	Write-In								
Pennsauken Dist 1	Total	112	9	8.04									
Pennsauken Dist 2	Total	96	5	5.21									
Pennsauken Dist 3	Total	174	28	16.09									
Pennsauken Dist 4	Total	142	10	7.04									
Pennsauken Dist 5	Total	147	17	11.56									
Pennsauken Dist 6	Total	221	29	13.12									
Pennsauken Dist 7	Total	165	21	12.73	2								
Pennsauken Dist 8	Total	146	18	12.33									
Pennsauken Dist 9	Total	152	13	8.55									
Pennsauken Dist 10	Total	127	11	8.66	2								
Pennsauken Dist 11	Total	194	33	17.01									
Pennsauken Dist 12	Total	92	7	7.61									
Pennsauken Dist 13	Total	172	37	21.51									
Pennsauken Dist 14	Total	101	17	16.83									
Pennsauken Dist 15	Total	109	4	3.67									
Pennsauken Dist 16	Total	61	5	8.20									
Pennsauken Dist 17	Total	181	20	11.05									
Pennsauken Dist 18	Total	221	25	11.31									
Pennsauken Dist 19	Total	104	14	13.46	3								
Pennsauken Dist 20	Total	38	2	5.26									
Pennsauken Dist 21	Total	114	15	13.16									
Pennsauken Dist 22	Total	129	31	24.03	1								
Pennsauken Dist 23	Total	120	11	9.17									
Pennsauken Dist 24	Total	40	1	2.50									
Pennsauken Mail-In Ballot	Total	0	262	0.00	5								
Pennsauken Provisional	Total	0	26	0.00									
Pennsauken Emergency Ballots	Total	0	0	0.00									
Pennsauken Twp	Total	3158	671	21.25	13								
Total - TC-Emergency		3158	0	0.00									
Total - TC-Machine		3158	383	12.13	8								
Total - TC-Mail-In Ballot		3158	262	8.30	5								
Total - TC-Provisional		3158	26	0.82									
Total - TC-Rejected Ballots		3158	0	0.00									
Contest Total		3158	671	21.25	13								

**Pine Hill Council - REP**

		Registered	Ballots Cast	Turnout (%)	Write-In								
Pine Hill Dist 1	Total	142	22	15.49	4								
Pine Hill Dist 2	Total	233	24	10.30									
Pine Hill Dist 3	Total	246	31	12.60									
Pine Hill Dist 4	Total	121	18	14.88									
Pine Hill Dist 5	Total	261	37	14.18									
Pine Hill Dist 6	Total	89	11	12.36									
Pine Hill Mail-In Ballot	Total	0	104	0.00	1								
Pine Hill Provisional	Total	0	10	0.00									
Pine Hill Emergency Ballots	Total	0	0	0.00									
Pine Hill Borough	Total	1092	257	23.53	5								
Total - TC-Emergency		1092	0	0.00									
Total - TC-Machine		1092	143	13.10	4								
Total - TC-Mail-In Ballot		1092	104	9.52	1								
Total - TC-Provisional		1092	10	0.92									
Total - TC-Rejected Ballots		1092	0	0.00									
Contest Total		1092	257	23.53	5								

**Runnemedede Council - REP**

		Registered	Ballots Cast	Turnout (%)	Write-In								
Runnemedede Dist 1	Total	167	19	11.38	4								
Runnemedede Dist 2	Total	179	38	21.23	4								
Runnemedede Dist 3	Total	134	18	13.43									
Runnemedede Dist 4	Total	166	24	14.46									
Runnemedede Dist 5	Total	251	28	11.16	2								
Runnemedede Dist 6	Total	210	34	16.19	6								
Runnemedede Mail-In Ballot	Total	0	130	0.00	6								
Runnemedede Provisional	Total	0	16	0.00	2								
Runnemedede Emergency Ballots	Total	0	0	0.00									
Runnemedede Borough	Total	1107	307	27.73	24								
Total - TC-Emergency		1107	0	0.00									
Total - TC-Machine		1107	161	14.54	16								
Total - TC-Mail-In Ballot		1107	130	11.74	6								
Total - TC-Provisional		1107	16	1.45	2								
Total - TC-Rejected Ballots		1107	0	0.00									
Contest Total		1107	307	27.73	24								

**Somerdale Council - REP**

		Registered	Ballots Cast	Turnout (%)	Write-In								
Somerdale Dist 1	Total	243	34	13.99									
Somerdale Dist 2	Total	137	17	12.41									
Somerdale Dist 3	Total	89	16	17.98									
Somerdale Dist 4	Total	122	18	14.75									
Somerdale Mail-In Ballot	Total	0	53	0.00									
Somerdale Provisional	Total	0	4	0.00									
Somerdale Emergency Ballots	Total	0	0	0.00									
Somerdale Borough	Total	591	142	24.03									
Total - TC-Emergency		591	0	0.00									
Total - TC-Machine		591	85	14.38									
Total - TC-Mail-In Ballot		591	53	8.97									
Total - TC-Provisional		591	4	0.68									
Total - TC-Rejected Ballots		591	0	0.00									
Contest Total		591	142	24.03									



**Stratford Council - REP**

		Registered	Ballots Cast	Turnout (%)	Stephen GAGLIARDI	Leonard NESTER	Write-In							
Stratford Dist 1	Total	159	22	13.84	19	19								
Stratford Dist 2	Total	205	36	17.56	28	27	1							
Stratford Dist 3	Total	153	36	23.53	32	30								
Stratford Dist 4	Total	234	31	13.25	26	26	2							
Stratford Dist 5	Total	74	7	9.46	4	4								
Stratford Dist 6	Total	187	9	4.81	4	4	1							
Stratford Mail-In Ballot	Total	0	106	0.00	96	94	5							
Stratford Provisional	Total	0	3	0.00	3	3								
Stratford Emergency Ballots	Total	0	0	0.00										
Stratford Borough	Total	1012	250	24.70	212	207	9							
Total - TC-Emergency		1012	0	0.00										
Total - TC-Machine		1012	141	13.93	113	110	4							
Total - TC-Mail-In Ballot		1012	106	10.47	96	94	5							
Total - TC-Provisional		1012	3	0.30	3	3								
Total - TC-Rejected Ballots		1012	0	0.00										
Contest Total		1012	250	24.70	212	207	9							

**Voorhees Twp. Committee - REP**

		Registered	Ballots Cast	Turnout (%)	Write-In								
Voorhees Dist 1	Total	276	40	14.49	1								
Voorhees Dist 2	Total	309	51	16.50									
Voorhees Dist 3	Total	245	38	15.51	3								
Voorhees Dist 4	Total	235	23	9.79									
Voorhees Dist 5	Total	197	18	9.14									
Voorhees Dist 6	Total	306	38	12.42									
Voorhees Dist 7	Total	180	17	9.44									
Voorhees Dist 8	Total	279	22	7.89									
Voorhees Dist 9	Total	314	35	11.15									
Voorhees Dist 10	Total	189	20	10.58	2								
Voorhees Dist 11	Total	257	24	9.34	3								
Voorhees Dist 12	Total	217	24	11.06									
Voorhees Dist 13	Total	241	25	10.37									
Voorhees Dist 14	Total	176	28	15.91	3								
Voorhees Dist 15	Total	246	16	6.50									
Voorhees Dist 16	Total	206	17	8.25									
Voorhees Dist 17	Total	165	11	6.67									
Voorhees Dist 18	Total	168	8	4.76									
Voorhees Dist 19	Total	216	18	8.33									
Voorhees Mail-In Ballot	Total	0	525	0.00	16								
Voorhees Provisional	Total	0	31	0.00									
Voorhees Emergency Ballots	Total	0	0	0.00									
Voorhees Twp	Total	4422	1029	23.27	28								
Total - TC-Emergency		4422	0	0.00									
Total - TC-Machine		4422	473	10.70	12								
Total - TC-Mail-In Ballot		4422	525	11.87	16								
Total - TC-Provisional		4422	31	0.70									
Total - TC-Rejected Ballots		4422	0	0.00									
Contest Total		4422	1029	23.27	28								

**Waterford Twp. Committee - REP**

		Registered	Ballots Cast	Turnout (%)	Joel S. THOMPSON	Write-In							
Waterford Dist 1	Total	409	52	12.71	43								
Waterford Dist 2	Total	303	55	18.15	44	1							
Waterford Dist 3	Total	244	46	18.85	35								
Waterford Dist 4	Total	306	66	21.57	53								
Waterford Dist 5	Total	249	32	12.85	25								
Waterford Dist 6	Total	202	30	14.85	25								
Waterford Dist 7	Total	357	74	20.73	56								
Waterford Dist 8	Total	187	39	20.86	31								
Waterford Mail-In Ballot	Total	0	213	0.00	192								
Waterford Provisional	Total	0	21	0.00	16								
Waterford Emergency Ballots	Total	0	0	0.00									
Waterford Twp	Total	2257	628	27.82	520	1							
Total - TC-Emergency		2257	0	0.00									
Total - TC-Machine		2257	394	17.46	312	1							
Total - TC-Mail-In Ballot		2257	213	9.44	192								
Total - TC-Provisional		2257	21	0.93	16								
Total - TC-Rejected Ballots		2257	0	0.00									
Contest Total		2257	628	27.82	520	1							

**Winslow Twp. Committee Ward 1 - REP**

		Registered	Ballots Cast	Turnout (%)	Brandon GLIKAS	Write-In								
Winslow W1 D1	Total	357	62	17.37	54									
Winslow W1 D2	Total	399	75	18.80	55									
Winslow W1 D3	Total	225	33	14.67	24									
Winslow W1 D4	Total	340	64	18.82	45	1								
Winslow W1 D5	Total	368	54	14.67	43									
Winslow W1 D6	Total	123	22	17.89	20									
Winslow Ward 1 Mail-In Ballot	Total	0	230	0.00	194	2								
Winslow Ward 1 Provisional	Total	0	34	0.00	28	2								
Winslow W1 Emergency Ballots	Total	0	0	0.00										
Winslow Twp	Total	1812	574	31.68	463	5								
Total - TC-Emergency		1812	0	0.00										
Total - TC-Machine		1812	310	17.11	241	1								
Total - TC-Mail-In Ballot		1812	230	12.69	194	2								
Total - TC-Provisional		1812	34	1.88	28	2								
Total - TC-Rejected Ballots		1812	0	0.00										
Contest Total		1812	574	31.68	463	5								

**Winslow Twp. Committee Ward 2 - REP**

		Registered	Ballots Cast	Turnout (%)	Write-In								
Winslow W2 D1	Total	192	26	13.54									
Winslow W2 D2	Total	219	32	14.61									
Winslow W2 D3	Total	423	64	15.13	3								
Winslow W2 D4	Total	243	48	19.75	1								
Winslow W2 D5	Total	283	61	21.55	2								
Winslow W2 D6	Total	98	15	15.31									
Winslow Ward 2 Mail-In Ballot	Total	0	174	0.00	4								
Winslow Ward 2 Provisional	Total	0	19	0.00	1								
Winslow W2 Mail-In Ballot Rejected	Total	0	0	0.00									
Winslow W2 Provisional Rejected	Total	0	0	0.00									
Winslow W2 Emergency Ballots	Total	0	0	0.00									
Winslow Twp	Total	1458	439	30.11	11								
Total - TC-Emergency		1458	0	0.00									
Total - TC-Machine		1458	246	16.87	6								
Total - TC-Mail-In Ballot		1458	174	11.93	4								
Total - TC-Provisional		1458	19	1.30	1								
Total - TC-Rejected Ballots		1458	0	0.00									
Contest Total		1458	439	30.11	11								

**Winslow Twp. Committee Ward 3 - REP**

		Registered	Ballots Cast	Turnout (%)	Antor MIHA	Write-In								
Winslow W3 D1	Total	92	15	16.30	12									
Winslow W3 D2	Total	65	4	6.15	3									
Winslow W3 D3	Total	88	7	7.95	5									
Winslow W3 D4	Total	98	15	15.31	8									
Winslow W3 D5	Total	84	12	14.29	7									
Winslow Ward 3 Mail-In Ballot	Total	0	41	0.00	39									
Winslow Ward 3 Provisional	Total	0	1	0.00	1									
Winslow W3 Mail-In Ballot Rejected	Total	0	0	0.00										
Winslow W3 Provisional Rejected	Total	0	0	0.00										
Winslow W3 Emergency Ballots	Total	0	0	0.00										
Winslow Twp	Total	427	95	22.25	75									
Total - TC-Emergency		427	0	0.00										
Total - TC-Machine		427	53	12.41	35									
Total - TC-Mail-In Ballot		427	41	9.60	39									
Total - TC-Provisional		427	1	0.23	1									
Total - TC-Rejected Ballots		427	0	0.00										
Contest Total		427	95	22.25	75									

**Winslow Twp. Committee Ward 4 - REP**

		Registered	Ballots Cast	Turnout (%)	Write-In								
Winslow W4 D1	Total	193	44	22.80									
Winslow W4 D2	Total	212	15	7.08									
Winslow W4 D3	Total	288	32	11.11									
Winslow W4 D4	Total	205	29	14.15	1								
Winslow W4 D5	Total	204	32	15.69	1								
Winslow Ward 4 Mail-In Ballot	Total	0	100	0.00	1								
Winslow Ward 4 Provisional	Total	0	15	0.00									
Winslow W4 Mail-In Ballot Rejected	Total	0	0	0.00									
Winslow W4 Provisional Rejected	Total	0	0	0.00									
Winslow W4 Emergency Ballots	Total	0	0	0.00									
Winslow Twp	Total	1102	267	24.23	3								
Total - TC-Emergency		1102	0	0.00									
Total - TC-Machine		1102	152	13.79	2								
Total - TC-Mail-In Ballot		1102	100	9.07	1								
Total - TC-Provisional		1102	15	1.36									
Total - TC-Rejected Ballots		1102	0	0.00									
Contest Total		1102	267	24.23	3								

**Woodlynne Council - REP**

		Registered	Ballots Cast	Turnout (%)	Write-In								
Woodlynne Dist 1	Total	61	9	14.75	2								
Woodlynne Dist 2	Total	58	6	10.34	3								
Woodlynne Mail-In Ballot	Total	0	11	0.00	4								
Woodlynne Provisional	Total	0	0	0.00									
Woodlynne Emergency Ballots	Total	0	0	0.00									
Woodlynne Borough	Total	119	26	21.85	9								
Total - TC-Emergency		119	0	0.00									
Total - TC-Machine		119	15	12.61	5								
Total - TC-Mail-In Ballot		119	11	9.24	4								
Total - TC-Provisional		119	0	0.00									
Total - TC-Rejected Ballots		119	0	0.00									
Contest Total		119	26	21.85	9								





Camden County Primary Election - June 8, 2021

Joseph Ripa, County Clerk

CAM_20210608_E June 8, 2021 Write-in Detail by Political Subdivision Camden County			
Governor Democratic Vote for One			
Political Subdivision:	County	Machine	Voter Tag
LARRY-PENNOCK		25008	XNNHZ
SUSAN MONTCHYK		25014	XNNMT
PHILIP RIZZO		25014	XNNRF
MOHAMMAD KABIR		25015	XNNCJ
MOHAMMAD KABIR		25015	XNRFX
RICH KULPA		25018	XNNHG
DONALD J TRUMP		25018	XNNHM
PHIL RIZZO		25020	XNCMC
XXX		25023	XNHTJ
JOHN CORZINE		25026	XNJZF
SIGNH		25027	XNNCH
ANYBODYELSE		25030	XNCCZ
DON NORCROSS		25030	XNNHH
MONIQUE RAGSDALE		25049	XNNCM
COLLINS		25052	XNRMF
BRO. ZAWDIE ABDUL-MALIK		25057	XNRMF
CIATTARELLI		25058	XNNCH
VOID		25076	XNNHJ
BUGS BUNNY		25078	XNNCM
POKEY KLEIN		25080	XNHTH
VOID		25081	XNHFH
MATTHEW ROSE		25086	XNHFH
RIZZO		25086	XNRFX
DONALD TRUMP		25093	XNCMJ
JACK		25098	XNRMF
NO-MORE-MURPHY		25099	XNNRR
VOID		25105	XNHFJ
ANDY		25116	XNNCR
CKEY		25129	XNNCN
SUSAN ALTMAN		25133	XNNHZ
ABC		25138	XNHTZ
MICKEY MOUSB		25142	XNNHZ
HIRSH SINGH		25148	XNJTZ
SINGH		25148	XNNRZ
RIZZO		25150	XNNHF
NO-CONFIDENCE		25159	XNNHX
XXX		25160	XNNCC
AZIZ KANE		25162	XNRFV
MELINDA KANE		25168	XNRFN

June 09, 2021 3:14 AM

Page 1 of 38

CAM_20210608_E June 8, 2021 Write-in Detail by Political Subdivision Camden County			
Governor Democratic Vote for One			
Political Subdivision:	County	Machine	Voter Tag
CHARLIE BROWN		25169	XNNRZ
HIRSH SINGH		25169	XNNRM
VOID		25173	XNNHJ
PHILIP RIZZO		25174	XNNHX
VOID		25178	XNHTC
VOID		25178	XNNMZ
VOID		25179	XNNCJ
HIRSH-SINGH		25183	XNHFC
JIM		25186	XNNHX
PHILIP RIZZO		25198	XNHTH
ANYONE BUT MURPHY		25212	XNRMZ
UOOTE		25216	XNHTZ
BEN PERLOFF		25222	XNHTR
PHILLIP RIZZO		25222	XNNRR
RIZZO		25224	XNNCM
RIZZO		25224	XNNRH
VOID		25231	XNRMF
JAMES JEFFERSON		25241	XNRFV
CURRTISSCONIERS		25247	XNRFV
BRUCE SPRINGSTEEN		25256	XNHTT
JACK CIATTARELLI		25258	XNNHM
SINGH		25262	XNHTX
NO		25280	XNHTM
TRUMP		25282	XNHTX
DE		25283	XNNRR
VOID		25285	XNHFJ
CHRIS KLENK		25285	XNNHR
VOID		25285	XNRFH
VOID		25285	XNRMF
STEPHEN M.SWEENEY		25287	XNNHF
JACK-CIATTARELLI		25287	XNRMF
VOID		25292	XNRFN
SINGH		25302	XNNCJ
DONALD-TRUMP		25307	XNHTX
LYN SHARP		25312	XNNRX
VOID		25312	XNRMZ
JACK CIATTARELLI		25315	XNRFN
BRINALEVINE		25333	XNNCR
RIZZO		25333	XNRMZ

June 09, 2021 3:14 AM

Page 2 of 38

CAM_20210608_E June 8, 2021 Write-in Detail by Political Subdivision Camden County			
Governor Democratic Vote for One			
Political Subdivision:	County	Machine	Voter Tag
ANYONE ELSE		25342	XNJZN
JAMIE CASEY		25342	XNNHH
HIRSH SINGH		25343	XNHTJ
PHIL-RIZZO		25344	XNRFH
VOID		25348	XNHFH
BRIAN-D-LEVINE		25348	XNHTN
HIRSH SINGHH		25349	XNNCJ
ANY OTHER THAN MURPHY		25373	XNNMT
PHILIP		25385	XNHFH
HIRSH-V-SINGH		25398	XNNHH
VOID		25401	XNHTM
POKEY		25405	XNHFC
SINGH		25406	XNNHN
PHILIP RIZZO		25426	XNNCR
ANYONE-ELSE		25430	XNHFC
RIZZO		25433	XNNHH
JACK CIATTARELLI		25450	XNNCJ
KEVIN LEE		25459	XNNRF
PATRICK HAGAN		25464	XNNMN
ALBERT M. BUSAN		25467	XNHTH
CHUCK BILLINGAY		25467	XNHTM
MICKEYMOUSE		25467	XNNHT
SINGH		25479	XNNHF
NOT PHIL MURPHY		25479	XNRMF
CIATTARELLI		25480	XNNCH
NOT-MURPHY		25480	XNRFH
PHILLIP RIZZO		25487	XNHTX
VOID		25488	XNNHN
PHILIP RIZZO		25489	XNRMF
LARRY HAMM		25491	XNNHR
PHILLIP-RIZZO		25500	XNNCR
NOPE		25501	XNNHR
VOID		25504	XNHTN
JACK CIATTARELLI		25504	XNNRT
MITT		25519	XNNHC
HIRSH V SINGH		25530	XNNHT
LISA MCCORMICK		25535	XNRMZ
NICOLE ULRICH		25557	XNNHM
JACK-CIATTARELLI		25558	XNNMT

June 09, 2021 3:14 AM

Page 3 of 38

CAM_20210608_E June 8, 2021 Write-in Detail by Political Subdivision Camden County			
Governor Democratic Vote for One			
Political Subdivision:	County	Machine	Voter Tag
PHILIP-RIZZO		25559	XNNCR
ROGER BACON		25559	XNHFH
VOID		25559	XNRFH
VOID		25565	XNNRR
ORU GENTHER		25569	XNHFJ
PHILIP RIZZO		25583	XNHTN
STEVE SWEENEY		25603	XNRFV
SINGH		25604	XNNHC
PHILIP RIZZO		25606	XNCCF
SOMEONE ELSE		25606	XNNHZ
VOID		25607	XNNRM
GO AWAY		25616	XNHTH
ADAM TARCELLI		25616	XNHTN
VOID		25617	XNHTT
JACK CIATARELLI		25626	XNNCM
HIRSH-SINGH		25628	XNHTN
VOID		25641	XNHFC
VOID		25642	XNHTX
PHILLIP-RIZZO		25645	XNNCN
PHILLIP LIZZO		25651	XNCHT
BRUCE SPRINGSTEEN		25651	XNNHC
VOID		25653	XNNMZ
RIZZO		25653	XNNRR
VOID		25658	XNCCZ
VOID		25658	XNNHN
ENNIE DINO		25659	XNNCH
JACK CIATTARELLI		25659	XNRMF
HIRSH V SINGH		25662	XNNHR
TRUMP		25674	XNNCJ
BRIAN LEVINE		25675	XNNHM
SINGH		25677	XNHTJ
MURPHY		25679	XNNCC
JACK CIATTARELLI		25683	XNHTM
BRIAN D LEVINE		25683	XNHTZ
CLYDE-E-COOK		25683	XNNCC
BOB LEONCHUCK		25686	XNCJH
FATHERJOEGANNIEN		25686	XNHFH
PHILIP RIZZO		25686	XNHTH
HIRSH		25686	XNRFV

June 09, 2021 3:14 AM

Page 4 of 38

Camden County Primary Election - June 8, 2021

CAM\_20210608\_E  
June 8, 2021

Write-in Detail by Political Subdivision  
Camden County

Governor  
Democratic  
Vote for One

Write-in Name	Machine	Voter Tag
SANDERS	25696	XNNHN
ANYBODY	25708	XNCMZ
SEAN T CONWAY	25708	XNNMF
SEE	25767	XNNHZ
JOHNHERRMNN	25767	XNRFN

State Senate 4th District  
Democratic  
Vote for One

Write-in Name	Machine	Voter Tag
PAKRADONI	25150	XNNHF
THO BISHOP	25152	XNNMZ
XXX	25160	XNNCC
BEN PERLOFF	25222	XNHTR
HOWARD WILSON	25489	XNNCN
STEPHEN H. PAKRADOONI, JR	25489	XNRMF
NOPE	25501	XNNHR
BENJAMIN PERLOFF	25547	XNHFJ
ENNIE DINO	25659	XNNCH
STEPHEN PAKRADOONI	25662	XNNHR
STEPHEN PAKRADOONI	25675	XNNHM
ODY MILLER	25676	XNHFF
SEAN T CONWAY	25708	XNNMF

General Assembly 4th District  
Democratic  
Vote for Two

Write-in Name	Machine	Voter Tag
IAN SMITH	25152	XNNMZ
XXX	25160	XNNCC
XXX	25160	XNNCC
BEN PERLOFF	25222	XNHTR
CHRISTINA SCURTI	25222	XNHTR
DREW BLAGOJEVIC	25500	XNHTX
JENNIFER O'DONNELL	25500	XNHTX
NOPE	25501	XNNHR
NOPE	25501	XNNHR

June 09, 2021 3:14 AM

Page 5 of 38

Joseph Ripa, County Clerk

CAM\_20210608\_E  
June 8, 2021

Write-in Detail by Political Subdivision  
Camden County

General Assembly 4th District  
Democratic  
Vote for Two

Write-in Name	Machine	Voter Tag
DENISE GONZALEZ	25662	XNNHR
SEAN T CONWAY	25708	XNNMF

Sheriff  
Democratic  
Vote for One

Write-in Name	Machine	Voter Tag
FUCK WHIP	25053	XNRFN
BRIANA MELECIO	25070	XNHFF
MATTHEW RUSSELL	25099	XNNHJ
DEFUNDTHEPOLICE	25123	XNNRR
ACAB	25130	XNRMX
XXX	25160	XNNCC
ACAB	25276	XNVCJ
WALKER	25420	XNNCM
JOHN HARBOLD	25426	XNNCR
ALAN ETTENSON	25438	XNRFH
CHRIS DORNER	25459	XNNRF
HIRSH	25519	XNNHC
JENNA VOLOSIN	25569	XNNMN
MICHAEL D DANKER	25570	XNHHT
DEFUND THE POLICE	25636	XNNHZ
NO ONE	25686	XNHFR
SEAN T CONWAY	25708	XNNMF

Board of County Commissioners  
Democratic  
Vote for Three

Write-in Name	Machine	Voter Tag
ALICE CHANG	23717	XNHTJ
ERIC HOBAN	25014	XNNMT
ERIN JOHNSON	25035	XNRMZ
BRO. ZAWDIE ABDUL-MALIK	25057	XNRMF
BRO. ZAWDIE ABDUL-MALIK	25057	XNRMF
BRO. ZAWDIE ABDUL-MALIK	25057	XNRMF
CENK UYGUR	25102	XNNCH
KATE-DELANY	25123	XNRFN

June 09, 2021 3:14 AM

Page 6 of 38

CAM\_20210608\_E  
June 8, 2021

Write-in Detail by Political Subdivision  
Camden County

Board of County Commissioners  
Democratic  
Vote for Three

Write-in Name	Machine	Voter Tag
BILL-JOHNSON	25123	XNRFN
JASON WITTE	25130	XNRMX
JULIE SCHNIEDER	25133	XNNHZ
JASON AUGUSTINE	25133	XNNHZ
BRIAN DILKS-BROTMAN	25133	XNNHZ
VLADIMIR PUTIN	25152	XNNMZ
XXX	25160	XNNCC
XXXX	25160	XNNCC
XXX	25160	XNNCC
JOHANNA SCHEETS	25198	XNHHT
MICKEY	25235	XNHTZ
SEAN HARKINS	25277	XNNMZ
JENNIFER O'DONNELL	25282	XNRFJ
MONEKE RAGSDALE	25282	XNRFJ
MICHAEL LOVETT	25282	XNRFJ
IAN SCHULTZ	25342	XNNHH
VOID	25352	XNNCR
ERIN JOHNSON	25360	XNHTJ
GOD	25367	XNNCC
ALAN ETTENSON	25438	XNRFH
ARIELLE SILVER	25438	XNRFH
DIANA ETTENSON	25438	XNRFH
KATE DELANY	25447	XNRMF
KMA	25450	XNNCJ
KYLE JENKINS	25454	XNCMZ
MACHINE TOOL	25455	XNRRM
KEVIN LISH	25467	XNHHT
WILLIAM MORGAN	25500	XNHTX
HIRSH	25519	XNNHC
HIRSH	25519	XNNHC
HIRSH	25519	XNNHC
OBAMA	25565	XNHFJ
JENNIFER MOORE	25683	XNHTZ
JOHANNA SCHEETS	25683	XNHTZ
RACHEL BOBERG	25683	XNHTZ
NO ONE	25686	XNHFR
NO ONE	25686	XNHFR
NO ONE	25686	XNHFR

June 09, 2021 3:14 AM

Page 7 of 38

CAM\_20210608\_E  
June 8, 2021

Write-in Detail by Political Subdivision  
Camden County

Board of County Commissioners  
Democratic  
Vote for Three

Write-in Name	Machine	Voter Tag
SEAN T CONWAY	25708	XNNMF

Audubon Boro County Committee Man  
Democratic  
Vote For Five

Write-in Name	Machine	Voter Tag
MAYOR SHOULD NOT RUN	25002	XNHTM
MAC MCLAUGHLIN	25002	XNHTM
CHRIS PROUX	25002	XNHTM
LEVI ROGERS	25002	XNHTM
DONNIE FELTON	25002	XNHTM

Audubon Boro County Committee Woman  
Democratic  
Vote For Five

Write-in Name	Machine	Voter Tag
TONI LOUISA	25002	XNHTM
LINH DUONG	25002	XNHTM
COURTNEY BURKE-COADY	25002	XNHTM
PIP AGHA	25002	XNHTM
AUTUMN MARIE ABRAMS	25002	XNHTM

Governor  
Republican  
Vote for One

Write-in Name	Machine	Voter Tag
VOID	25001	XNNCH
VOID	25012	XNNCR
VOID	25103	XNRMX
OID	25106	XNNHR
JEFF VAN DREW	25118	XNNHR
VOID	25133	XNNCN
PHILIP MURPHY	25210	XNHTR
VOID	25233	XNHHT
PHIL MURPHY	25264	XNHTN
VOID	25277	XNCMF

June 09, 2021 3:14 AM

Page 8 of 38

CAM\_20210608\_E

June 8, 2021

Write-in Detail by Political Subdivision  
Camden County

Governor  
Republican  
Vote for One

Write-in Name	Machine	Voter Tag
VOID	25292	XNHFC
DAVID TURCHI	25294	XNRMF
VOID	25306	XNNCN
VOID	25306	XNNCR
PHILIP MURPHY	25344	XNRRM
TERRY	25357	XNNHF
GUALBERTO MEDINA	25369	XNNCJ
VOID	25401	XNHTJ
KIM-TIEDEKEN	25408	XNNHT
BILL MACKENZIE	25409	XNNHM
VOID	25418	XNRFJ
VOID	25428	XNNHF
ROBERT EDWARDS	25435	XNRFN
PHILIP-MURPHY	25439	XNNCC
VOID	25460	XNHTH
MURPHY	25481	XNNCM
NOBODY	25523	XNHTC
NOBODY	25523	XNRFJ
JEFFREY KASKO	25533	XNHFC
CLYDECOOK	25563	XNNHH
VOID	25652	XNNHN

State Senate 4th District  
Republican  
Vote for One

Write-in Name	Machine	Voter Tag
VOID	25653	XNHTN

General Assembly 4th District  
Republican  
Vote for Two

Write-in Name	Machine	Voter Tag
PATRICIAKLINE	25119	XNRFJ
JENNIFER GARGIULO	25145	XNNCR
JENNIFER GARGIULO	25145	XNRMX
JENNIFER GARGIULO	25145	XNRMX
PATRICIA KLINE	25146	XNRMF

June 09, 2021 3:14 AM

Page 9 of 38

CAM\_20210608\_E

June 8, 2021

Write-in Detail by Political Subdivision  
Camden County

General Assembly 4th District  
Republican  
Vote for Two

Write-in Name	Machine	Voter Tag
JESSICA DIAZ	25147	XNHTR
PATRICIA KLINE	25152	XNRFN
MICKY MOUSE	25153	XNCRR
PAT KLINE	25153	XNHTH
MIKE-EHRIE	25154	XNHTH
MARC R CASTAGNA	25157	XNHFN
PATRICIA KLINE	25159	XNRRR
PATRICIA KLEIN	25162	XNHFH
PATRICIA KLINE	25164	XNRMF
PATRICIA KLINE	25168	XNHFN
JEFFREY P GRAZIANO II	25169	XNCMT
PATRICIA-KLINE	25171	XNHTC
PATRICIA KLINE	25172	XNRMF
DOMINIC JOSEPH LEPONE	25173	XNHFH
THOMAS W FORSTER III	25175	XNNHX
PATRICIA KLINE	25175	XNRFJ
PATRICIA KLINE	25176	XNRRR
RAY PALLADORA	25219	XNNCJ
PATRICIA KLINE	25219	XNHTC
PATRICIA KLINE	25319	XNHTJ
PATRICIA KLINE	25319	XNNCH
PATRICIA KLINE	25319	XNNCM
PATRICIA KLINE	25319	XNNCN
PATRICIA KLINE	25319	XNNRT
PATRICIA KLINE	25319	XNRMZ
PATRICIA KLINE	25319	XNRRM
PATRICIA KLINE	25320	XNRMZ
GERARD MCMANUS	25322	XNCRR
PATRICIA KLINE	25322	XNNMN
DONNA-RIMBY	25446	XNNMN
MARK JENSEN	25475	XNNCH
BETH SAWYER	25475	XNNHF
JEFFREY B GRAZIO	25475	XNRRR
PATRICIA KLINE	25484	XNRFX
PATRICIA KLINE	25489	XNNHC
PATRICIA KLINE	25493	XNHTN
CHARLES W PILDIS II	25494	XNNHR
PAUL-D AMORIARTY	25549	XNHTC
RAMONA SCHLAEGEL	25550	XNNHX

June 09, 2021 3:14 AM

Page 10 of 38

CAM\_20210608\_E

June 8, 2021

Write-in Detail by Political Subdivision  
Camden County

General Assembly 4th District  
Republican  
Vote for Two

Write-in Name	Machine	Voter Tag
SARAH-BANGLE	25647	XNHTN
GERARD-MCMANUS	25647	XNNHX
GERARD MCMANUS	25647	XNNMX
PATRICIA KLINE	25647	XNRRR
VOID	25652	XNNHX
PATRICIA KLINE	25653	XNHFC
PATRICIA KLINE	25653	XNNHH
MICHAEL CURLEY	25654	XNCJC
ROLAND EBERHARD	25654	XNHFN
DONALD TRUMP	25654	XNIZX
WILLIAM-DRINKHOUSE	25658	XNNRC
MARKUS EHRICH	25659	XNHTN
MORAN	25659	XNHTZ
JEFFREY P GRAZIANO II	25659	XNNCC
BETH SAWYER	25669	XNNCM
JEFFREY JOHNSON	25678	XNHTJ
ALBERT BAZZEL	25680	XNHTT
BETH SAWYER	25701	XNNCJ
DELORAS DIFABIO	25710	XNNCJ

Sheriff  
Republican  
Vote for One

Write-in Name	Machine	Voter Tag
WILLIAM MYLES	25000	XNNCR
MOUSE	25001	XNRMZ
JOSEPH PAULI	25007	XNNHM
TED DEOREO	25008	XNRFN
COOK CLYDE	25009	XNHTX
IAN GILL	25011	XNNCJ
SYLVIO DICRISTO	25015	XNHTF
IAN GILL	25016	XNNHF
GEOFFREY ALLEN CLARK	25018	XNHFN
EDWARD STELLA	25022	XNRMZ
MORGANKING	25030	XNCCF
JASON CUTLER	25038	XNRRR
SEAN MCGOWAN	25075	XNNCN
CRAIG S PFEIFFER JR	25075	XNNRZ

June 09, 2021 3:14 AM

Page 11 of 38

CAM\_20210608\_E

June 8, 2021

Write-in Detail by Political Subdivision  
Camden County

Sheriff  
Republican  
Vote for One

Write-in Name	Machine	Voter Tag
JAVIER-GARCIA	25075	XNRRM
MEIR-TAYAR	25078	XNNHH
JOHN-HAYDEN	25084	XNNHR
DONALD J TRUMP	25087	XNHTZ
BRYAN SAMMIS	25091	XNNHJ
JONATHAN-DAVIDRON	25092	XNRFH
JOSHUA ROSENBLUM	25096	XNHTR
STEVE REINIS	25098	XNHTX
ME	25106	XNHTZ
RICHARD BLOCK	25110	XNNHH
TIMOTHY R MCGUIRE	25115	XNHTT
JENNIFER GARGIULO	25145	XNNCR
JENNIFER GARGIULO	25145	XNRMX
NONE	25147	XNHTR
DONALD-TRUMP	25152	XNNCC
MIKE-EHRIE	25154	XNHTH
MARC R CASTAGNA	25157	XNHFN
THOMAS W FORSTER III	25175	XNNHX
JASON CUTLER	25175	XNNHZ
JOHN	25184	XNRFN
IAN GILL	25188	XNHTX
AMANDA GATTINELLA	25191	XNHTM
MIKE SKABLA	25193	XNNHT
JASON CUTLER	25198	XNHTZ
IAN GILL	25198	XNNCC
STEVEN STROBEL	25202	XNNHZ
BEZICH IS A CROOK	25205	XNNMJ
RICHARD KINKLER	25210	XNNHN
IAN GILL	25212	XNNHH
IAN GILL	25212	XNNHN
IAN GILL	25219	XNNCJ
VOID	25223	XNNCH
JOSEPH-WHYLINGS	25238	XNHTN
IAN GILL	25239	XNNHR
IAN GILL	25243	XNHTH
FRED BARTLING	25243	XNNHX
DOMINIC LONGO	25243	XNRMX
MICHAEL-OSOWIECKI	25255	XNHTF
GILBERT WILSON	25264	XNHTN

June 09, 2021 3:14 AM

Page 12 of 38

CAM\_20210608\_E

June 8, 2021

Write-in Detail by Political Subdivision  
Camden County

Sheriff  
Republican  
Vote For One

Political Subdivision:	County	Machine	Voter Tag
ROBERT KAUFFMANN		25264	XNNCH
KAREN L SMITH		25267	XNHFM
CHRISTOPHER SHEPP		25276	XNHFN
HERKY		25285	XNRMZ
DAVID TURCHI		25294	XNRMF
MICKEY MOUSE		25314	XNHTF
ANNELLA OFFENBACKER		25325	XNHTH
TIM SHEETZ		25326	XNRFX
MICHAEL DANKER		25326	XNRRR
NICHOLAS DEGRECIO		25329	XNRRR
M. WILKINSON		25346	XNNHC
BARACK		25357	XNNHF
ALEXANDER MCCARTNEY		25396	XNHTN
DANIELDORRIS		25397	XNRFN
LOUIS-BORDI		25408	XNRMF
ROBERT SEMET		25409	XNHFM
MARK-ZIOLKOWSKI		25409	XNRFN
MATTHEW BRIGGS		25410	XNNCR
NICHOLAS GAUDIO		25413	XNNHF
ROBERT SAGEDY		25430	XNNCJ
MATTHEW P GERLACH		25438	XNHTH
ANDREW KOCH		25438	XNRFN
MD		25439	XNNCC
DON-PACK		25446	XNNMN
JOHN RAUBE		25464	XNNHF
DOMINIC LONGO		25465	XNRFH
WILLIAM LESSIG		25468	XNHTC
KYLE W ABLE SR		25469	XNHTM
MARK JENSEN		25475	XNNCH
RICHARD HARGENRADER		25487	XNCRR
LARRY		25498	XNHTZ
GARY PEARCE		25500	XNHTN
PATRICIA KLINE		25501	XNHFM
JOHN FOLEY		25512	XNCMJ
NJ-PAROLE-SUX		25522	XNNHM
JASON POSSUMATO		25526	XNHTH
JASON CUTLER		25533	XNNHT
MICKY MOUSE		25538	XNNCM
IAN GILL		25540	XNHTM

June 09, 2021 3:14 AM

Page 13 of 38

CAM\_20210608\_E

June 8, 2021

Write-in Detail by Political Subdivision  
Camden County

Sheriff  
Republican  
Vote For One

Political Subdivision:	County	Machine	Voter Tag
DENNIS-CINALLI		25540	XNNHZ
JASON-CUTLER		25549	XNHTC
RAMONA SCHLAEGEL		25550	XNNHX
IAN GILL		25565	XNCMX
IAN GILL		25565	XNHTJ
IAN GILL		25565	XNNCR
IAN GILL		25565	XNNMZ
DOMINIC LONGO		25568	XNRFH
IAN GILL		25569	XNRFN
IAN GILL		25569	XNRFN
DEPUTYDOG		25592	XNRFN
SINGH		25595	XNNCM
DAVID O'CONNOR		25602	XNHFJ
WALTER STUCKERT		25604	XNHTN
JACK SHAW		25606	XNRFN
JUSTIN WALLACE		25626	XNRMT
KYLE COBLEIGH SANTOS		25639	XNNMT
CHRIS BETTER		25643	XNHFJ
JUSTIN WALLACE		25647	XNHTN
MATT ROBERTS		25651	XNHFN
ROLAND EBERHARD		25654	XNHFN
MARKUS EHRICH		25659	XNHTN
MORAN		25659	XNHTZ
ALBERT BAZZEL		25680	XNHTT
THOMAS CROWLEY		25682	XNHTX
CLYDE COOK		25685	XNHTF
JUSTIN WALLACE		25689	XNNHR
GILBERT WHIP		25700	XNNHM
CHARLES DIFABIO		25710	XNNCJ
JILL-MELCHIORRE		25767	XNHTT
JAMES R. WARD		25769	XNNHZ

Board of County Commissioners  
Republican  
Vote For Three

Political Subdivision:	County	Machine	Voter Tag
JENNIFER GARGIULO		25145	XNNCR
JENNIFER GARGIULO		25145	XNNCR

June 09, 2021 3:14 AM

Page 14 of 38

CAM\_20210608\_E

June 8, 2021

Write-in Detail by Political Subdivision  
Camden County

Board of County Commissioners  
Republican  
Vote For Three

Political Subdivision:	County	Machine	Voter Tag
JENNIFER GARGIULO		25145	XNNCR
JENNIFER GARGIULO		25145	XNRMX
JENNIFER GARGIULO		25145	XNRMX
JENNIFER GARGIULO		25145	XNRMX
LILLIAN SKABLA		25193	XNNHT
RICHARD OVER		25243	XNNHX
MELNDA KANE		25264	XNHTN
JEFFREY NASH		25264	XNHTN
ALMAR DYER		25264	XNHTN
DAVID TURCHI		25294	XNRMF
DAVID TURCHI		25294	XNRMF
DAVID TURCHI		25294	XNRMF
MICHAEL MYLES		25325	XNRFN
BLM		25357	XNNHF
MMB		25439	XNNCC
ME		25439	XNNCC
MICKEY		25439	XNNCC
NOT THAT B		25684	XNHTH
CLYDE COOK		25685	XNHTF
CLYDE COOK		25685	XNHTF

State Committee Male Republican  
Republican  
Vote For One

Political Subdivision:	County	Machine	Voter Tag
LISA QUANCI		25205	XNNCR
ERIC		25219	XNNCJ
CLYDE COOK		25277	XNHFR
DAVID TURCHI		25294	XNRMF
MICHAEL MYLES		25325	XNRFN
ME		25439	XNNCC
KEMSEY		25602	XNNHF
CLYDE COOK		25685	XNHFH

June 09, 2021 3:14 AM

Page 15 of 38

CAM\_20210608\_E

June 8, 2021

Write-in Detail by Political Subdivision  
Camden County

State Committee Female Republican  
Republican  
Vote For One

Political Subdivision:	County	Machine	Voter Tag
DAVID TURCHI		25294	XNRMF
CATHLEEN-LOWE		25333	XNHTH
ME		25439	XNNCC
DONALD TRUMP		25531	XNRMZ

State Senate 5th District  
Democratic  
Vote For One

Political Subdivision:	Legislative Dist 5	Machine	Voter Tag
JEFF VAN DREW		25018	XNNHM
VEDRA CHANDLER		25035	XNRMZ
SHANTAYCLARK		25039	XNHTF
JENELL MCRAE		25044	XNHTF
CLIDE COOK		25053	XNNHF
BRO. ZAWDIE ABDUL-MALIK		25057	XNRMF
KYLE ABELE SR		25140	XNRMF
VEDRA CHANDLER		25360	XNHTJ
GOD		25367	XNNCC
NOT NILSA PEREZ		25373	XNNMT
JAMELHOLLEY		25382	XNNHR
FELIXJAMES		25395	XNRMF
OBAMA		25565	XNHFJ
CLYDE COOK		25683	XNHTM
NO ONE		25686	XNHFR

General Assembly 5th District  
Democratic  
Vote For Two

Political Subdivision:	Legislative Dist 5	Machine	Voter Tag
CUSTIS		25042	XNRMF
JENELL MCRAE		25044	XNHTF
JENELL MCRAE		25044	XNHTF
ELTON CUSTIS		25047	XNNCR
ELTON CUSTIS		25047	XNNCR
BRO. ZAWDIE ABDUL-MALIK		25057	XNRMF
BRO. ZAWDIE ABDUL-MALIK		25057	XNRMF
SEAN HARKINS		25277	XNNMZ

June 09, 2021 3:14 AM

Page 16 of 38

CAM\_20210608\_E

June 8, 2021

Write-in Detail by Political Subdivision  
Camden County

General Assembly 5th District  
Democratic  
Vote for Two

Write-in Name	Machine	Voter Tag
BB	25360	XNHTJ
AA	25360	XNHTJ
SEAN BROWN	25367	XNNCC
ANDREW SELBY	25367	XNNCC
NONE	25373	XNNMT
NONE	25373	XNNMT
JOEE-MILLER	25541	XNNHX
JASON-LEWER	25541	XNNHX
OBAMA	25565	XNHFJ
OBAMA	25565	XNHFJ
DENISE BUZZ	25603	XNNRX
SEAN SEPSEY	25683	XNHTZ
SAMUEL DI MATTEO	25683	XNHTZ
NO ONE	25686	XNHFR
NO	25686	XNHFR

State Senate 5th District  
Republican  
Vote for One

Write-in Name	Machine	Voter Tag
DONALD TRUMP	25000	XNNCR
DUI JAKE	25000	XNRFJ
MOUSE	25001	XNRFZ
DONALD TRUMP	25008	XNRFN
CLYDE COOK	25009	XNNCN
KEITH WALKER	25011	XNNCJ
JAMES STOLFI	25012	XNHFH
KEITH WALKER	25012	XNRFZ
SYLVIO DICRISTO	25015	XNHTF
GEOFFREY ALLEN CLARK	25018	XNHFN
DONALD	25018	XNHTN
JASON-CUTLER	25020	XNNRT
CLYDE COOK	25030	XNCMN
CLYDE COOK	25034	XNRFJ
NA	25038	XNRRR
KEITH WALKER	25057	XNNHT
CIATTARELLI	25142	XNRFN
CLYDE COOK	25144	XNHTX

June 09, 2021 3:14 AM

Page 17 of 38

CAM\_20210608\_E

June 8, 2021

Write-in Detail by Political Subdivision  
Camden County

State Senate 8th District  
Republican  
Vote for One

Write-in Name	Machine	Voter Tag
CLYDE CLARK	25212	XNNHH
KEITH WALKER	25212	XNNHH
JEN	25216	XNNCR
CLYDE COOK	25216	XNNHH
VOID	25234	XNNHH
CLYDE COOK	25238	XNHFN
CLYDE-COOK	25238	XNHTN
KEITH WALKER	25239	XNNHR
CHRISTOPHER-SHEPP	25276	XNHFN
CLYDE-COOK	25280	XNHTC
CLYDECOOK	25280	XNHTR
RYAN WINSTEL	25326	XNRFJ
NICHOLAS DEGREGIO	25329	XNRRR
KEITH A. WALKER	25367	XNCR
KEITHWALKER	25369	XNNHR
CLYDE COOK	25465	XNRFH
MICHAEL KAZMAR	25468	XNHTC
CLYDE COOK	25469	XNHTH
COYLE	25536	XNNHR
CLYDE COOK	25538	XNRFJ
KEITH A WALKER	25540	XNHTM
CLYDE COOK	25557	XNHTC
KEITH WALKER	25565	XNCMX
KEITH WALKER	25565	XNHTJ
KEITH WALKER	25565	XNNCR
KEITH WALKER	25565	XNNMZ
RAINE	25602	XNHFJ
WALTER STUCKERT	25604	XNHTN
JACK SHAW	25606	XNRFJ
THOMAS CROWLEY	25682	XNHTX
CLYDE COOK	25684	XNHTH
CLYDE-COOK	25684	XNRFN
CLYDE COOK	25685	XNHTF
SHARON BAILEY	25686	XNNCM
CLYDE COOK	25700	XNNHM

June 09, 2021 3:14 AM

Page 18 of 38

CAM\_20210608\_E

June 8, 2021

Write-in Detail by Political Subdivision  
Camden County

General Assembly 5th District  
Republican  
Vote for Two

Write-in Name	Machine	Voter Tag
MOEN	25606	XNCCX

Audubon Park Council  
Republican  
Vote for Two

Write-in Name	Machine	Voter Tag
DONALD TRUMP	25008	XNRFN
LEWIS GREENWOOD JR	25333	XNNCJ

State Senate 6th District  
Democratic  
Vote for One

Write-in Name	Machine	Voter Tag
STEVEN DAMBROSIO	25091	XNNRN
JASO BRYANT	25099	XNHFR
GREENWALD HAIR GEL	25105	XNNHM
SARA PAGLIARO	25123	XNNHR
NA/THANKS	25130	XNRFJ
GRITTY	25130	XNRFJ
PORCH	25131	XNNMF
KATIE DELANY	25133	XNNHZ
JOHN FOLEY	25187	XNNHH
JOHN FOLEY	25198	XNHTH
MICKEY	25235	XNHTZ
JOE SMITH	25257	XNRFZ
JOHN FOLEY	25258	XNNHM
ALEX LAW	25282	XNRFJ
JOHN-FOLEY	25398	XNNHH
FOLEY	25406	XNNHN
JOHN FOLEY	25426	XNNCR
RNC	25450	XNNCJ
MIKE PORCH	25455	XNRRR
ROB CARLSON	25459	XNHTJ
FUKDA LINE	25459	XNNRF
ANYONE ELSE	25516	XNHTZ
ANYONE BUT THIS COWARD	25516	XNNHT
MITT	25519	XNNHC

June 09, 2021 3:14 AM

Page 19 of 38

CAM\_20210608\_E

June 8, 2021

Write-in Detail by Political Subdivision  
Camden County

State Senate 6th District  
Democratic  
Vote for One

Write-in Name	Machine	Voter Tag
NOCHOICE	25562	XNHTM
RICHARD TAMBURO	25583	XNHTN
JOHN FOLEY	25626	XNNCM
JOHN-FOLEY	25628	XNHTN

General Assembly 6th District  
Democratic  
Vote for Two

Write-in Name	Machine	Voter Tag
STIMPY	25078	XNNCM
RENN	25078	XNNCM
BEACH SUCKS	25105	XNNHM
GRITTY	25130	XNRFJ
WILLIAM JOHNSON	25133	XNNHZ
ROBERT CARLSON	25133	XNNHZ
E JULIAN JORDAN III	25282	XNRFJ
DANIE MOSS-VELASCO	25282	XNRFJ
FARMER	25406	XNNHN
JEFFERY HARBOLD	25426	XNNCR
ANTHONY MARCHEK	25426	XNNCR
ALAN ETTENSON	25438	XNRFH
ABC	25450	XNNCJ
XYZ	25450	XNNCJ
MACHINE TOOL	25455	XNRRM
MACHINE TOOL	25455	XNRRM
MITT	25519	XNNHC
MITT	25519	XNNHC
NOCHOICE	25562	XNHTM
NOCHOICE	25562	XNHTM
VOID	25607	XNHFZ

Barrington Council  
Democratic  
Vote for Two

Write-in Name	Machine	Voter Tag
VOID	25337	XNHFN

June 09, 2021 3:14 AM

Page 20 of 38

CAM\_20210608\_E

June 8, 2021

Write-in Detail by Political Subdivision  
Camden County

**Barrington County Committee Woman**  
Democratic  
Vote for Three

Write-in Name	Machine	Voter Tag
VOID	25337	XNHTH

**State Senate 6th District**  
Republican  
Vote for One

Write-in Name	Machine	Voter Tag
SETH GROSSMAN	25105	XNRMZ
JAMES BEACH	25264	XNHTN
DAVID TURCHI	25294	XNRMF
HARAMBE	25398	XNHTX
ANAND TAMHANKAR	25410	XNHTC
NICHOLAS GAUDIO	25413	XNNHF
ME	25439	XNNCC

**General Assembly 6th District**  
Republican  
Vote for Two

Write-in Name	Machine	Voter Tag
LEWIS GREENWALD	25264	XNHTN
ROBERT STONE	25287	XNRFH
DAVID TURCHI	25294	XNRMF
DAVID TURCHI	25294	XNRMF
CRAIG-S-PFEIFFER-JR	25400	XNHFN
MARK KLEINER	25413	XNNHF
JOHN HOBAN	25413	XNNHF
ME	25439	XNNCC
ME	25439	XNNCC

**State Senate 8th District**  
Democratic  
Vote for One

Write-in Name	Machine	Voter Tag
VOID	25311	XNNCH
JEAN STANFORD	25312	XNNRX

CAM\_20210608\_E

June 8, 2021

Write-in Detail by Political Subdivision  
Camden County

**Bellmaw County Committee Man**  
Democratic  
Vote for Six

Write-in Name	Machine	Voter Tag
MICHAEL ALVORD	25014	XNCRR

**Bellmaw County Committee Woman**  
Democratic  
Vote for Six

Write-in Name	Machine	Voter Tag
CARRIE ALVORD	25014	XNCRR
JASON HIGGINS	25017	XNHTX
JENN	25345	XNHTM

**State Senate 8th District**  
Republican  
Vote for One

Write-in Name	Machine	Voter Tag
BRANDON BENTZ	25022	XNCMF
PATRICIA KLINE	25024	XNRRR

**General Assembly 8th District**  
Republican  
Vote for Two

Write-in Name	Machine	Voter Tag
KYLE COBLEIGH SANTOS	25639	XNNMT
HARRY E MUMMA	25642	XNNCH

**Bellmaw Council**  
Republican  
Vote for Two

Write-in Name	Machine	Voter Tag
SYLVIO DICRISTO	25015	XNHTE
SYLVIO DICRIRTO	25015	XNHTE
BLAKE PRZYBYSZEWSKI	25016	XNNHF
DONALD J TRUMP	25018	XNHFN
MICKEY MOUSE	25018	XNHFN

CAM\_20210608\_E

June 8, 2021

Write-in Detail by Political Subdivision  
Camden County

**Berlin Boro County Committee Woman**  
Democratic  
Vote for Three

Write-in Name	Machine	Voter Tag
VVOID	25024	XNNCN

**Gloucester City Ward 1 County Committee Woman**  
Democratic  
Vote for Two

Write-in Name	Machine	Voter Tag
ERRER	25139	XNRFJ

**Gloucester City Council Ward 1**  
Republican  
Vote for One

Write-in Name	Machine	Voter Tag
JOE SIMMS	25138	XNNCH

**Berlin Boro Council**  
Republican  
Vote for Two

Write-in Name	Machine	Voter Tag
MICHAEL MURPHY	25021	XNHFH
GARY VOTTO	25023	XNCRR
CHRISTOPHER ABRAHAM	25349	XNNHR

**Berlin Twp Mayor**  
Democratic  
Vote for One

Write-in Name	Machine	Voter Tag
VOID	25026	XNNMX
VOID	25351	XNCMC

**Berlin Twp Mayor**  
Republican  
Vote for One

Write-in Name	Machine	Voter Tag
KEITH TODD	25026	XNRMT

CAM\_20210608\_E

June 8, 2021

Write-in Detail by Political Subdivision  
Camden County

**Gloucester City Council Ward 2**  
Republican  
Vote for One

Write-in Name	Machine	Voter Tag
JOSHUA TWYFORD	25743	XNHTZ

**Brooklawn Council**  
Republican  
Vote for Two

Write-in Name	Machine	Voter Tag
MORGANKING	25030	XNCCF
MORGANKING	25030	XNCCF

**Gloucester City Council Ward 3**  
Republican  
Vote for One

Write-in Name	Machine	Voter Tag
MARK STARCHER	25468	XNHTC

**Camden City Mayor**  
Democratic  
Vote for One

Write-in Name	Machine	Voter Tag
BRO. ZAWDIE ABDUL-MALIK	25057	XNRMF
DANA REDD	25070	XNNCH
ANYBODY-NEW	25373	XNRMZ

**Camden City Council at Large**  
Democratic  
Vote For Three

Write-in Name	Machine	Voter Tag
BRO. ZAWDIE ABDUL-MALIK	25057	XNRMF
BRO. ZAWDIE ABDUL-MALIK	25057	XNRMF
BRO. ZAWDIE ABDUL-MALIK	25057	XNRMF
CUSTISELTON	25364	XNRMZ
AASIMJOHNSON	25395	XNRMT
AASIMJOHNSON	25395	XNRMT

CAM\_20210608\_E  
June 8, 2021

Write-in Detail by Political Subdivision  
Camden County

Camden City Mayor  
Republican  
Vote for One

Write-in Name	Machine	Voter Tag
LUIS QUINONES	25038	XNRRR
MALIK YOUNG	25369	XNNCJ

Camden City Council at Large  
Republican  
Vote For Three

Write-in Name	Machine	Voter Tag
CARLA BENSON	25038	XNRRR
HECTOR ROJAS	25038	XNRRR
AASIM JOHNSON	25038	XNRRR
MICHELLE	25357	XNNHF

Winslow Twp. Committee Ward 1  
Republican  
Vote for One

Write-in Name	Machine	Voter Tag
DONALD-STECH	25322	XNNRF

Cherry Hill Council  
Democratic  
Vote for Four

Write-in Name	Machine	Voter Tag
TRUMP	25086	XNRFX
MICKEY	25086	XNRFX
EDWARD DODD	25087	XNNHR
MATTHEW RUSSELL	25099	XNNHJ
BETTER IDIOTS	25105	XNNHM
DOUGLAS GUGGENHEIM	25106	XNHFN
SHANIN GROSS	25435	XNHTX

Winslow Twp. Committee Ward 2  
Democratic  
Vote for One

Write-in Name	Machine	Voter Tag
VOID	25656	XNHFF

June 09, 2021 3:14 AM

Page 25 of 38

CAM\_20210608\_E  
June 8, 2021

Write-in Detail by Political Subdivision  
Camden County

Winslow Twp. Committee Ward 2  
Democratic  
Vote for One

Write-in Name	Machine	Voter Tag
VOID	25656	XNNRH

Cherry Hill Council  
Republican  
Vote for Four

Write-in Name	Machine	Voter Tag
ME	25439	XNNCC
ME	25439	XNNCC
ME	25439	XNNCC
ME	25439	XNNCC

Winslow Twp. Committee Ward 2  
Republican  
Vote for One

Write-in Name	Machine	Voter Tag
MICHAEL CURLEY	25654	XNCJC
ROLAND EBERHARD	25654	XNHFN
ROLAND-EBERHARD	25654	XNNRR
PATRICIA KLINE	25656	XNCHF
MARKUS	25659	XNHTN
MORAN	25659	XNHTZ

Chesilhurst County Committee Woman  
Democratic  
Vote for One

Write-in Name	Machine	Voter Tag
PEARLIE-LEE	25119	XNRMZ

Winslow Twp. Committee Ward 3  
Democratic  
Vote for One

Write-in Name	Machine	Voter Tag
JAMES CUMBERLAND	25669	XNHTH

June 09, 2021 3:14 AM

Page 26 of 38

CAM\_20210608\_E  
June 8, 2021

Write-in Detail by Political Subdivision  
Camden County

Chesilhurst Council  
Republican  
Vote for Two

Write-in Name	Machine	Voter Tag
TIMOTHY FLOOD	25119	XNHTJ
JACLYN FIGUEROA	25444	XNRMZ

Clementon Council  
Democratic  
Vote for Two

Write-in Name	Machine	Voter Tag
REBECCA HOLLOWAY	25447	XNRMF
NICKOLES STANKOWSKI	25447	XNRMF
SEAN T CONWAY	25708	XNNMF

Clementon County Committee Man  
Democratic  
Vote for Two

Write-in Name	Machine	Voter Tag
SEAN T CONWAY	25708	XNNMF

Winslow Twp. Committee Ward 4  
Democratic  
Vote for One

Write-in Name	Machine	Voter Tag
CHERYL-HAYES	25674	XNNMJ

Clementon Council  
Republican  
Vote for Two

Write-in Name	Machine	Voter Tag
JEFFREY HARTLEY	25122	XNCRM

Winslow Twp. Committee Ward 4  
Republican  
Vote for One

Write-in Name	Machine	Voter Tag
JEFFREY JOHNSON	25678	XNHTJ

June 09, 2021 3:14 AM

Page 27 of 38

CAM\_20210608\_E  
June 8, 2021

Write-in Detail by Political Subdivision  
Camden County

Winslow Twp. Committee Ward 4  
Republican  
Vote for One

Write-in Name	Machine	Voter Tag
ALBERT BAZZEL	25680	XNHTT

Gloucester Twp Mayor  
Democratic  
Vote for One

Write-in Name	Machine	Voter Tag
DAMICO	25150	XNNHF
ANDREW FRANKLIN	25152	XNNMZ
RICK-FLAIR	25160	XNCJH
XXX	25160	XNNCC
SAMUEL SWEET	25168	XNHTZ
CAROLYN D. GRACE	25168	XNRFN
SAM-SWEET	25169	XNNHN
SNOOPY	25169	XNNRZ
JOSEPH DAMICO	25169	XNRRM
SAM SWEET	25172	XNNCR
JOSEPH MARAKOWSKI	25173	XNHFN
SAM SWEET	25176	XNNMX
SAM SWEET	25176	XNNRM
SAMSWEET	25488	XNNCC
ROSITA FELICIANO BROWN	25493	XNRFX
SAM SWEET	25497	XNRFN
SAM SWEET	25499	XNNCJ
SAMUEL SWEET	25500	XNHTX
SAM SWEET	25501	XNNHR

Gloucester Twp Council  
Democratic  
Vote for Three

Write-in Name	Machine	Voter Tag
GRITTY	25152	XNNMZ
XXX	25160	XNNCC
XXX	25160	XNNCC
XXX	25160	XNNCC
JOE ALLEN	25176	XNNMX
VOID	25471	XNNHF
SEAN HENGST	25500	XNHTX

June 09, 2021 3:14 AM

Page 28 of 38



CAM\_20210608\_E

June 8, 2021

Write-in Detail by Political Subdivision  
Camden County

Gloucester Twp Council  
Democratic  
Vote for Three

Write-in Name	Machine	Voter Tag
HOLLY PANDOLFO	25500	XNHTX
BABARA ROJAS	25500	XNHTX
SHAYLYNN LATTIE	25501	XNNHR
JOSEPH ALLEN	25501	XNNHR
DAWN SABELLA	25501	XNNHR

Gloucester Twp Mayor  
Republican  
Vote for One

Write-in Name	Machine	Voter Tag
JENNIFER GARGIULO	25145	XNNCR
JENNIFER GARGIULO	25145	XNRMX
SAM SWEET	25157	XNHTJ

Gloucester Twp Council  
Republican  
Vote for Three

Write-in Name	Machine	Voter Tag
JENNIFER GARGIULO	25145	XNNCR
JENNIFER GARGIULO	25145	XNNCR
JENNIFER GARGIULO	25145	XNNCR
JENNIFER GARGIULO	25145	XNRMX

Haddonfield County Committee Woman  
Democratic  
Vote for Six

Write-in Name	Machine	Voter Tag
HIRSH V SINGH	25530	XNNHT

Haddon Heights Council  
Democratic  
Vote for Two

Write-in Name	Machine	Voter Tag
DEBORAH-LYNAM	25541	XNNHX

June 09, 2021 3:14 AM

Page 29 of 38

CAM\_20210608\_E

June 8, 2021

Write-in Detail by Political Subdivision  
Camden County

Haddon Heights County Committee Man  
Democratic  
Vote for Four

Write-in Name	Machine	Voter Tag
HUDSON-LEWER	25541	XNNHX
CHRIS-CIECHON	25541	XNNHX

Hi-Nella Council  
Republican  
Vote for One

Write-in Name	Machine	Voter Tag
KRIS MUSKA	25217	XNRFN

Lindenwold Council  
Democratic  
Vote for Two

Write-in Name	Machine	Voter Tag
CHRISTINA SCURTI	25222	XNHTR
BEN PERLOFF	25222	XNHTR
RONBURROWS	25223	XNNCR
SMITH	25224	XNNCM
RONALD BURROWS	25548	XNNCJ
RONALD ROEBUCK	25554	XNNCR

Lindenwold Council  
Republican  
Vote for Two

Write-in Name	Machine	Voter Tag
SARAH-VELLNER	25549	XNHTC
JUSTIN-M.-JACKSON,-JR	25549	XNHTC
VOID	25549	XNNHN
DAWN DREHER	25554	XNHTN

Magnolia Council  
Democratic  
Vote for Two

Write-in Name	Machine	Voter Tag
VOID	25231	XNNHZ
VOID	25557	XNHTZ

June 09, 2021 3:14 AM

Page 30 of 38

CAM\_20210608\_E

June 8, 2021

Write-in Detail by Political Subdivision  
Camden County

Magnolia County Committee Man  
Democratic  
Vote for Three

Write-in Name	Machine	Voter Tag
VOID	25231	XNNRT

Merchantville Council  
Democratic  
Vote for Two

Write-in Name	Machine	Voter Tag
NOCHOICE	25562	XNHTM
NOCHOICE	25562	XNHTM

Merchantville County Committee Woman  
Democratic  
Vote for Two

Write-in Name	Machine	Voter Tag
LUZ-	25235	XNCCM

Merchantville Council  
Republican  
Vote for Two

Write-in Name	Machine	Voter Tag
DAN SPERRAZZA	25235	XNJTJ

Oaklyn Council  
Democratic  
Vote for Two

Write-in Name	Machine	Voter Tag
ANYONE ELSE	25242	XNNHR
ANYONE ELSE	25242	XNNHR
LORRAINE BATTLE	25243	XNNMF

Oaklyn County Committee Man  
Democratic  
Vote for Three

Write-in Name	Machine	Voter Tag
JEFF KASTEN	25242	XNHTR

June 09, 2021 3:14 AM

Page 31 of 38

CAM\_20210608\_E

June 8, 2021

Write-in Detail by Political Subdivision  
Camden County

Oaklyn County Committee Man  
Democratic  
Vote for Three

Write-in Name	Machine	Voter Tag
ANYONE ELSE	25242	XNNHR

Oaklyn County Committee Woman  
Democratic  
Vote for Three

Write-in Name	Machine	Voter Tag
LORRAINE BATTLE	25243	XNNMF
JENNA VOLOSIN	25569	XNNMN

Oaklyn Council  
Republican  
Vote for Two

Write-in Name	Machine	Voter Tag
DOMINIC LONGO	25242	XNRMF
JOHANNA SCHEETS	25243	XNHHT
DOMINIC LONGO	25243	XNHHT
DOMINIC LONGO	25243	XNHTJ
DOMINIC LONGO	25243	XNHTT
DOMINIC LONGO	25243	XNRMX
BRETT BATALONI	25243	XNRMX
DOMINIC LONGO	25243	XNRRR
IAN GILL	25568	XNRFH
DOMINIC LONGO	25569	XNHFM
SERGIO CUMBA	25569	XNVCJ
DOINIC LONGO	25569	XNNCJ
DOMINIC LONGO	25569	XNNMZ
DOMINIC LONGO	25569	XNRFN
AMY EZEKIEL	25569	XNRFN
DOMINIC LONGO	25569	XNRFX
AMY EZEKIEL	25569	XNRFX
DOMINIC LONGO	25570	XNNHF

June 09, 2021 3:14 AM

Page 32 of 38

CAM\_20210608\_E  
June 8, 2021

Write-in Detail by Political Subdivision  
Camden County

Pennsauken Twp. Committee  
Democratic  
Vote for Two

Write-in Name	Machine	Voter Tag
VOID	25264	XNNCM
VOID	25591	XNHTN

Pennsauken Twp Committee UNEX  
Republican  
Vote For One

Write-in Name	Machine	Voter Tag
PAUL LINEMAN	25252	XNHTR
MICHAEL OSOWIECKI	25255	XNHTF
KAREN L SMITH	25267	XNHFM

Pennsauken Twp. Committee  
Republican  
Vote for Two

Write-in Name	Machine	Voter Tag
PAUL LINEMAN	25252	XNHTR
THOMAS LINEMAN	25252	XNHTR
MICHAEL OSOWIECKI	25255	XNHTF
WILLIAMSKORKO	25255	XNHTF
NONE	25264	XNHTR
VOID	25264	XNNCC
ROBERT KAUFFMANN	25264	XNNCH
KAREN L SMITH	25267	XNHFM

Pine Hill Council  
Republican  
Vote for Two

Write-in Name	Machine	Voter Tag
SINGH	25595	XNNCM
SINGH	25595	XNNCM
CHRISTINE DOBERSTIEN	25595	XNRFH
BRIAN DORFLINGER	25595	XNRFH

CAM\_20210608\_E  
June 8, 2021

Write-in Detail by Political Subdivision  
Camden County

Runnemede Council  
Democratic  
Vote for Two

Write-in Name	Machine	Voter Tag
WILL MARKER	25276	XNRFH
COLLEEN KURTH	25281	XNHFJ
COLLEEN KURTH	25281	XNHFJ
COLLEEN KURTH	25281	XNRFJ
ED WHITE	25603	XNRFJ
ROBERT HENRY	25604	XNRFJ
STEPHEN OTERO	25606	XNRFJ
ED WHITE	25686	XNRFJ
ED-WHITE	25686	XNRFH

Runnemede County Committee Man  
Democratic  
Vote for Five

Write-in Name	Machine	Voter Tag
SEAN HARKINS	25277	XNNMZ
SEAN HARKINS	25277	XNNMZ
SEAN HARKINS	25277	XNNMZ
SEAN HARKINS	25277	XNNMZ
SEAN HARKINS	25277	XNNMZ
NO ONE	25686	XNHFR
NO ONE	25686	XNHFR
NO ONE	25686	XNHFR
NO ONE	25686	XNHFR
NO ONE	25686	XNHFR

Runnemede County Committee Woman  
Democratic  
Vote for Five

Write-in Name	Machine	Voter Tag
MARK BETTERIDGE	25277	XNHTJ
DENISE BUZZ	25603	XNRFH
NO ONE	25686	XNHFR
NO ONE	25686	XNHFR
NO ONE	25686	XNHFR
NO ONE	25686	XNHFR
NO ONE	25686	XNHFR

CAM\_20210608\_E  
June 8, 2021

Write-in Detail by Political Subdivision  
Camden County

Runnemede Council  
Republican  
Vote for Two

Write-in Name	Machine	Voter Tag
HILLARY ADERMAN	25276	XNHFN
CHRISTOPHER SHEPP	25276	XNHFN
ED WHITE	25277	XNHFR
ED-WHITE	25280	XNRFN
BILL BURKEITT	25280	XNRFN
FURIOSA	25602	XNHFJ
CHIEF	25602	XNHFJ
MICHAEL WALKER	25602	XNHTM
ED WHITE	25606	XNCCX
JACK SHAW	25606	XNNHJ
HARRIET ALBERTSON	25606	XNNHJ
MELONIE SHAW	25606	XNRFJ
JACK SHAW	25606	XNRFJ
ED WHITE	25606	XNRRR
ED WHITE	25700	XNNHM
CRAIG LAUBENSTEIN	25700	XNNHM

Somerdale Council  
Democratic  
Vote for Two

Write-in Name	Machine	Voter Tag
MAXWELL KLENK	25285	XNNHR
PAUL Z MATTHEWS	25608	XNHTZ

Stratford County Committee Man  
Democratic  
Vote for Three

Write-in Name	Machine	Voter Tag
ANYONEELSE	25291	XNNHF
GAGLIARDI	25615	XNRFJ
JOE TULLY	25616	XNHTN

CAM\_20210608\_E  
June 8, 2021

Write-in Detail by Political Subdivision  
Camden County

Stratford Council  
Republican  
Vote for Two

Write-in Name	Machine	Voter Tag
ROBERT STONE	25287	XNRFH
MAX-FALANA	25289	XNHTN
JL-ERECTORS—MOB	25289	XNHTN
ROGER-CUTITTA	25616	XNHTX

Voorhees Twp. Committee  
Democratic  
Vote for Two

Write-in Name	Machine	Voter Tag
ANYBODY	25307	XNHTX

Voorhees Twp. Committee  
Republican  
Vote for Two

Write-in Name	Machine	Voter Tag
CHAIM RESPES	25292	XNNCH
DAVID TURCHI	25294	XNRFJ
DAVID TURCHI	25294	XNRFJ
DAVID TURCHI	25294	XNRFJ
ERIC-KISHBAUGH	25294	XNRFJ
DONALD-TRUMP	25302	XNHFN
RON RICHARDS	25302	XNHTF
CARMINE VALINTINO	25302	XNHTF
ANTHONY-SMEGLIN	25305	XNNCC
ANTHONY SMEGLIN	25305	XNRFJ
ANTHONY SMEGLIN	25305	XNNHT
MARIA WALLACE	25626	XNRFJ
MARIA WALLACE	25689	XNNHR

Waterford Twp. Committee  
Democratic  
Vote for One

Write-in Name	Machine	Voter Tag
PETE HICKS	25315	XNNHF
VOID	25637	XNNCC
CHAD REGN	25638	XNHTR
MIRANDA STAFFORD	25641	XNHTT

Camden County Primary Election - June 8, 2021

Joseph Ripa, County Clerk

CAM\_20210608\_E  
June 8, 2021

Write-in Detail by Political Subdivision  
Camden County

Waterford County Committee Man  
Democratic  
Vote for Four

Write-in Name	Machine	Voter Tag
PETE HICKS	25315	XNNHF
VOID	25637	XNHFM

Waterford Twp. Committee  
Republican  
Vote for One

Write-in Name	Machine	Voter Tag
MATTHEW-PALMERCHUCK	25312	XNHFF

Woodlynne Council  
Democratic  
Vote for Two

Write-in Name	Machine	Voter Tag
SAMANTHA KIRBY	25683	XNNCJ
SAMANTHA KIRBY	25683	XNNHT

Woodlynne County Committee Man  
Democratic  
Vote for Two

Write-in Name	Machine	Voter Tag
JEFFREY S KASKO	25683	XNHTZ
FRANK KIRBY	25683	XNNCJ
FRANK KIRBY	25683	XNNHT

Woodlynne County Committee Woman  
Democratic  
Vote for Two

Write-in Name	Machine	Voter Tag
NAOMI E LUBKIN	25683	XNHTZ
SAMANTHA KIRBY	25683	XNNCJ
SAMANTHA KIRBY	25683	XNNHT

CAM\_20210608\_E  
June 8, 2021

Write-in Detail by Political Subdivision  
Camden County

Woodlynne Council  
Republican  
Vote for Two

Write-in Name	Machine	Voter Tag
THOMAS CROWLEY	25682	XNHTX
THOMAS CROWLEY	25682	XNHTX
CLYDE COOK	25684	XNHTH
CLYDE COOK	25685	XNHTF
CLYDE COOK	25685	XNHTF

Camden 2021 Primary

**Governor DEM**

Accepted As Is	0
Resolved	82
Andrew Scheller	1
Anthony D'Angelo	1
Anyone Butt	2
Anyone Else	8
Atty. Gen. Gurbir Grewal	1
Bernie Sanders	1
Bill Pantaleo	2
Bill Spadea	1
Brian D Levine	2
Brian Dawkins	1
Bruce Atkins Sr	1
Chris Christie	1
Chris McKelvey	1
Corey Booker	2
Dana L Redd	1
David Reader	2
Dominick Melchiorre III	1
Donald Norcross	1
Donald Trump	2
Everett J Davis	1
Francis McGettigan	1

Camden 2021 Primary

**Governor DEM**

Genghis Khan	1
George W Flinn	1
Hirsch Singh	3
Homer Simpson	1
Jack Clatterelli	7
Jack Tarditi	1
Jeff S Kasko	1
Jeffrey Zeigeset	1
Jerry Garcia	1
Jerry McManus	1
Jesus	1
Joe Kulik	1
John Chaemello	1
John Chamberlin	1
Jon Runyan	1
Joseph Esposito Jr	1
Kate Delany	1
kevin Todd	1
Larry Abrahams	2
Lisa McCormick	4
Louis Grennwald	1
None	1
None of the Door	1
Not Philip Murphy	4

Camden 2021 Primary	
<b>Governor DEM</b>	
Phil Rizzo	2
Philip Olivio	1
Raymond Civitella	1
Roger Bacon	1
Sam Bohanita	1
Thomas Billingsley	1
Tom Malinowski	0
Tom Virden	1
William J Lennon	1
Rejected	14
Incorrect Spelling	0
Not Qualified/Declared	1
Other	13
<hr/>	
<b>State Senate 4th District DEM</b>	
Accepted As Is	0
Resolved	12
Anyone Else	1
Bart Simpson	1
Brian K Everett	1
Donald Trump	1
Jeff Ligameri	1
2021-06-11T11:04:18 -04:00 <span style="float: right;">3 of 91</span>	

Camden 2021 Primary	
<b>State Senate 4th District DEM</b>	
Joseph Esposito Jr	1
Michael R Jones	1
None of the Door	1
Rich Rathoff	1
Sue Kulik	1
Susan Altman	1
Tax Raisen	1
Rejected	1
Incorrect Spelling	0
Not Qualified/Declared	0
Other	1
<hr/>	
<b>State Senate 5th District DEM</b>	
Accepted As Is	0
Resolved	7
Beth Dodd	1
Clyde Cook	2
Dominick Melchione III	1
Jesus	1
Ken Wallen	1
Nicholas E Fanelli	1
Rejected	5
2021-06-11T11:04:18 -04:00 <span style="float: right;">4 of 91</span>	

Camden 2021 Primary	
<b>State Senate 5th District DEM</b>	
Incorrect Spelling	0
Not Qualified/Declared	0
Other	5
<hr/>	
<b>State Senate 6th District DEM</b>	
Accepted As Is	0
Resolved	31
Ann C Singer Esq	1
Bernie Sanders	2
Beth Glennon	1
Bryan Morton	1
Chris Christie	0
Dell Todd	1
Ed NJ Decision Forchion Jr	1
Frank Corallozzo	1
Greg Santiago Jr	1
Jeffery Boogaard	2
John Foley	2
John Nettleton	1
Karen Elkis	1
Karl Marx	1
Kate Delaney	2
2021-06-11T11:04:18 -04:00 <span style="float: right;">5 of 91</span>	

Camden 2021 Primary	
<b>State Senate 6th District DEM</b>	
Keith A Layton	1
Kevin Clancey	1
M. James Maley	1
Michael Porch	1
NJ Weedman	1
Pamela Lampitt	1
Samuel Thompson	1
Samuel Wang	1
Shannon Stout	1
Thomas Billingsley	1
Tom Maniloski	1
William Johnson	1
Zac Wilkes	1
Rejected	7
Incorrect Spelling	0
Not Qualified/Declared	0
Other	7
<hr/>	
<b>State Senate 8th District DEM</b>	
Accepted As Is	0
Resolved	1
Kimberly Eager	1
2021-06-11T11:04:18 -04:00 <span style="float: right;">6 of 91</span>	

Camden 2021 Primary	
<b>State Senate 8th District DEM</b>	
Rejected	0
Incorrect Spelling	0
Not Qualified/Declared	0
Other	0
<hr/>	
<b>General Assembly 4th District DEM</b>	
Accepted As Is	0
Resolved	19
Anyone Else	1
Carole Gibson	1
Clay Jackson	1
David Holloway	1
Gerrald Warren Pinner	1
Jamie Greer	1
Jennifer Holloway	1
John Coyle	1
Joseph Esposito Jr	1
Judith A Jones	1
Never	1
None of the Door	1
Pete Urso	1
Rachel Winiecki	1
2021-06-11T11:04:18 -04:00	7 of 91

Camden 2021 Primary	
<b>General Assembly 4th District DEM</b>	
Santa Clause	1
Sarah Vellner	1
She is the Mayor Certainly	1
Conflict of Interest	1
The Easter Bunny	1
Trevor Shaw	1
Rejected	9
Incorrect Spelling	0
Not Qualified/Declared	0
Other	9
<hr/>	
<b>General Assembly 5th District DEM</b>	
Accepted As Is	0
Resolved	8
Bill Gugel	1
Dominick Melchiorre III	1
Earl Phillips III	1
Jesus	1
Me	1
Rachel Winiecki	0
Robert Page	1
Sammuel Di Matten	1
Sean Sepsey	1
2021-06-11T11:04:18 -04:00	8 of 91

Camden 2021 Primary	
<b>General Assembly 5th District DEM</b>	
Rejected	10
Incorrect Spelling	0
Not Qualified/Declared	0
Other	10
<hr/>	
<b>General Assembly 6th District DEM</b>	
Accepted As Is	0
Resolved	41
Anyone Else	1
Arthur Barclay	1
Bernie Sanders	1
Brian McGinniss	1
Brock Landers	1
Catherine Petes	1
Chris Christie	1
Daffy Duck	1
Dana M Presto	1
Don Canning	1
Donald Duck	1
Donald Norcross	1
Ed Farmer	3
Emilianian Serrano	1
2021-06-11T11:04:18 -04:00	9 of 91

Camden 2021 Primary	
<b>General Assembly 6th District DEM</b>	
Eric Holder	1
Felisha Reyes-Morton	1
frederick Lennon	1
George Norcross	1
Ilene Lampitt	1
Jack Ciattarelli	1
Janice Santiago	1
Jennifer Rossi	1
Joesph Stalin	1
Kate Delany	1
Keith A Layton	1
Kevin Glover	1
Kimberly Didstein-Hughes	2
Mark J Obersaed Esq	1
Mickey Mouse	1
No	1
Richard Super	2
Shannon Stout	1
Stacey Plaskett	1
Sue Altman	2
Vladimir Lenin	1
Wyatt A Sklar	1
Rejected	16
Incorrect Spelling	0
2021-06-11T11:04:18 -04:00	10 of 91

Camden 2021 Primary	
<b>General Assembly 6th District DEM</b>	
Not Qualified/Declared	0
Other	16
<hr/>	
<b>General Assembly 8th District DEM</b>	
Accepted As Is	0
Resolved	2
Torrissi Jr	2
Rejected	0
Incorrect Spelling	0
Not Qualified/Declared	0
Other	0
<hr/>	
<b>Sheriff DEM</b>	
Accepted As Is	0
Resolved	15
Abolish the Police	1
David Mears	1
George Floyd	1
George Foreman	1
Gilbert Eaise	1
Greg Digneo	1
2021-06-11T11:04:18 -04:00	
11 of 91	

Camden 2021 Primary	
<b>Sheriff DEM</b>	
Gritty	1
Johanna Sheets	1
Jose Zupeda	1
Joseph Esposito Jr	1
Kate Goeble	1
Mohammad Kabir	1
Nickoles Stankowski	1
Phantom Candidate	1
Shannon Stout	1
Rejected	9
Incorrect Spelling	0
Not Qualified/Declared	0
Other	9
<hr/>	
<b>Board of County Commissioners DEM</b>	
Accepted As Is	0
Resolved	46
Amanda Semple	1
Andrew Garcia	1
Angel M Osorio	1
Angela Davis	1
Anyone Else	1
2021-06-11T11:04:18 -04:00	
12 of 91	

Camden 2021 Primary	
<b>Board of County Commissioners DEM</b>	
Chad Muller	1
Chuck Goushian	1
Colleen Chatman	1
Dominick Melchior III	1
Earl Phillips III	1
Forget It	1
Fred Flinstone	1
Fritz Long	1
Iggy Kulik	1
James Maher	1
Jason Witty	1
Jeff Liano	1
Jennifer Moore	3
Jessica Cheeseman	1
Jesus	1
Jim Law	1
Johanna Scheets	2
Joseph Esposito Jr	1
Joseph Watson	1
Judith A Jones	1
Kate Delany	1
Lester G Fangels II	1
Mannix A Shinn	1
Mike Peters	1
2021-06-11T11:04:18 -04:00	
13 of 91	

Camden 2021 Primary	
<b>Board of County Commissioners DEM</b>	
None of the Door	1
Rachel Boberg	3
Rahman McGill	1
Randall McGinniss Jr	1
Reynolds K Chamberlin	1
Rukiah Alwan	2
Sandi Kelly	1
Shannon Stout	1
Sue Altman	1
Susan Druckenbrod	1
Ted Gallagher	1
Rejected	23
Incorrect Spelling	0
Not Qualified/Declared	0
Other	23
<hr/>	
<b>Audubon Boro County Committee Man DEM</b>	
Accepted As Is	0
Resolved	8
Allison Cox	1
Christopher Prouls	1
James Blumenstein	1
2021-06-11T11:04:18 -04:00	
14 of 91	

Camden 2021 Primary

<b>Audubon Boro County Committee Man DEM</b>	
Not Di Farnesco	1
Not Jakubowski	1
Not Ward	1
Sean McCormick	1
Stephen Wilson	1
Rejected	0
Incorrect Spelling	0
Not Qualified/Declared	0
Other	0

---

<b>Audubon Boro County Committee Woman DEM</b>	
Accepted As Is	0
Rejected	0
Incorrect Spelling	0
Not Qualified/Declared	0
Other	0

---

<b>Audubon Park Council DEM</b>	
Accepted As Is	0
Rejected	0

2021-06-11T11:04:18 -04:00 15 of 91

Camden 2021 Primary

<b>Audubon Park Council DEM</b>	
Incorrect Spelling	0
Not Qualified/Declared	0
Other	0

---

<b>Audubon Park County Committee Man DEM</b>	
Accepted As Is	0
Rejected	0
Incorrect Spelling	0
Not Qualified/Declared	0
Other	0

---

<b>Audubon Park County Committee Woman DEM</b>	
Accepted As Is	0
Rejected	0
Incorrect Spelling	0
Not Qualified/Declared	0
Other	0

---

<b>Barrington Council DEM</b>	
Accepted As Is	0

2021-06-11T11:04:18 -04:00 16 of 91

Camden 2021 Primary

<b>Barrington Council DEM</b>	
Rejected	0
Incorrect Spelling	0
Not Qualified/Declared	0
Other	0

---

<b>Barrington County Committee Man DEM</b>	
Accepted As Is	0
Resolved	1
Joshua Liss	1
Rejected	0
Incorrect Spelling	0
Not Qualified/Declared	0
Other	0

---

<b>Barrington County Committee Woman DEM</b>	
Accepted As Is	0
Rejected	0
Incorrect Spelling	0
Not Qualified/Declared	0
Other	0

2021-06-11T11:04:18 -04:00 17 of 91

Camden 2021 Primary

<b>Barrington County Committee Woman DEM</b>	
--	--

---

<b>Bellmawr Council DEM</b>	
Accepted As Is	0
Resolved	1
Dominick Melchiore III	1
Rejected	0
Incorrect Spelling	0
Not Qualified/Declared	0
Other	0

---

<b>Bellmawr County Committee Man DEM</b>	
Accepted As Is	0
Resolved	15
Alec Hardy	1
Brett DeLucca	1
Craig Zadlo	1
Dominick Melchiore III	1
Earl Phillips III	1
Endeavor Morse	1
Greg Digneo	1
Greg Zadlo	1

2021-06-11T11:04:18 -04:00 18 of 91

Camden 2021 Primary	
<b>Bellmawr County Committee Man DEM</b>	
Ian Mitchell	1
James J Lynn Sr	1
Jeff Liano	1
Jimmy Perez	1
Mark Huff	1
Mike Taylor	1
Phil Davis	1
Rejected	0
Incorrect Spelling	0
Not Qualified/Declared	0
Other	0
<hr/>	
<b>Bellmawr County Committee Woman DEM</b>	
Accepted As Is	0
Resolved	12
Canterine Cawood	1
Dana DeLucca	1
Dawn Huff	2
Jackie Stevenson	1
Janet Scott	1
Mary DiFebbo	2
Rachel Bailey	1
2021-06-11T11:04:18 -04:00	
19 of 91	

Camden 2021 Primary	
<b>Bellmawr County Committee Woman DEM</b>	
Rose Linden	1
Ruth Eversited	1
Victoria Sandrock	1
Rejected	1
Incorrect Spelling	0
Not Qualified/Declared	0
Other	1
<hr/>	
<b>Berlin Boro County Committee Man DEM</b>	
Accepted As Is	0
Rejected	0
Incorrect Spelling	0
Not Qualified/Declared	0
Other	0
<hr/>	
<b>Berlin Boro County Committee Woman DEM</b>	
Accepted As Is	0
Rejected	0
Incorrect Spelling	0
Not Qualified/Declared	0
2021-06-11T11:04:18 -04:00	
20 of 91	

Camden 2021 Primary	
<b>Berlin Boro County Committee Woman DEM</b>	
Other	0
<hr/>	
<b>Berlin Twp Mayor DEM</b>	
Accepted As Is	0
Resolved	3
Anthony Kibat	1
Brian Daly	1
Jim Nunn	1
Rejected	0
Incorrect Spelling	0
Not Qualified/Declared	0
Other	0
<hr/>	
<b>Berlin Twp Council DEM</b>	
Accepted As Is	0
Resolved	2
Sheri Canning	1
Tara Canning	1
Rejected	0
Incorrect Spelling	0
Not Qualified/Declared	0
2021-06-11T11:04:18 -04:00	
21 of 91	

Camden 2021 Primary	
<b>Berlin Twp Council DEM</b>	
Other	0
<hr/>	
<b>Berlin Twp County Committee Man DEM</b>	
Accepted As Is	0
Resolved	6
Chad Mullen	1
Dana Ohera	1
Ellery Karl	1
Kim West	1
Patrick Lyons	1
William Sanchez	1
Rejected	0
Incorrect Spelling	0
Not Qualified/Declared	0
Other	0
<hr/>	
<b>Berlin Twp County Committee Woman DEM</b>	
Accepted As Is	0
Resolved	8
Dell Todd	1
Emily Green	1
2021-06-11T11:04:18 -04:00	
22 of 91	



Camden 2021 Primary	
<b>Berlin Twp County Committee Woman DEM</b>	
Holly Murrenburke	1
Jane Rumstead	1
Kara Lyons	1
Keith Todd	1
Rebecca Gillis	1
Stacey Augistine	1
Rejected	0
Incorrect Spelling	0
Not Qualified/Declared	0
Other	0
<hr/>	
<b>Brooklawn Council DEM</b>	
Accepted As Is	0
Rejected	0
Incorrect Spelling	0
Not Qualified/Declared	0
Other	0
<hr/>	
<b>Brooklawn County Committee Man DEM</b>	
Accepted As Is	0
Rejected	0
<hr/>	
2021-06-11T11:04:18 -04:00 <span style="float: right;">23 of 91</span>	

Camden 2021 Primary	
<b>Brooklawn County Committee Man DEM</b>	
Incorrect Spelling	0
Not Qualified/Declared	0
Other	0
<hr/>	
<b>Brooklawn County Committee Woman DEM</b>	
Accepted As Is	0
Rejected	0
Incorrect Spelling	0
Not Qualified/Declared	0
Other	0
<hr/>	
<b>Camden City Mayor DEM</b>	
Accepted As Is	0
Rejected	3
Incorrect Spelling	0
Not Qualified/Declared	0
Other	3
<hr/>	
<b>Camden City Council at Large DEM</b>	
Accepted As Is	0
<hr/>	
2021-06-11T11:04:18 -04:00 <span style="float: right;">24 of 91</span>	

Camden 2021 Primary	
<b>Camden City Council at Large DEM</b>	
Rejected	8
Incorrect Spelling	0
Not Qualified/Declared	0
Other	8
<hr/>	
<b>Cherry Hill Council DEM</b>	
Accepted As Is	0
Resolved	31
Andrea Domenlos	1
Andrew Sloan	1
Ange IM Osioro	1
Bob Marley	1
Brian Sloan	1
David Lodge	1
Deborah Karpowicz	1
Diane C Car	1
Diane Dixon	1
Don Beyer	1
Emiliann Serrano	1
Faith Dilaigi	1
Greg Santiago	1
<hr/>	
2021-06-11T11:04:18 -04:00 <span style="float: right;">25 of 91</span>	

Camden 2021 Primary	
<b>Cherry Hill Council DEM</b>	
Gregory Bruno	1
James Maher	1
Jeanette Boone	1
John Smarkobi	1
Lee Plenn	1
Mannix A Shinn	1
Martin Bobitz	1
Mary lorenz	1
Matthew Oberstandt	1
Melissa Obeistaedt	2
Melissa Oberstandt	0
Muriel Bowser	1
Nicole Nance	1
None	1
Rosanne Parsons	1
Sal Caputo	1
Scott Soffen	1
Tina Wang	0
Tom Malinowski	1
Rejected	10
Incorrect Spelling	0
Not Qualified/Declared	0
Other	10
<hr/>	
2021-06-11T11:04:18 -04:00 <span style="float: right;">26 of 91</span>	

Camden 2021 Primary	
<b>Chesilhurst Council DEM</b>	
Accepted As Is	0
Rejected	0
Incorrect Spelling	0
Not Qualified/Declared	0
Other	0
<hr/>	
<b>Chesilhurst County Committee Man DEM</b>	
Accepted As Is	0
Rejected	0
Incorrect Spelling	0
Not Qualified/Declared	0
Other	0
<hr/>	
<b>Chesilhurst County Committee Woman DEM</b>	
Accepted As Is	0
Rejected	0
Incorrect Spelling	0
Not Qualified/Declared	0
Other	0
<hr/>	
2021-06-11T11:04:18 -04:00	27 of 91

Camden 2021 Primary	
<b>Clementon Council DEM</b>	
Accepted As Is	0
Resolved	4
Christopher Taylor	1
Jessica Cheeseman	1
Juanita London	1
Rebecca Holloway	1
Rejected	0
Incorrect Spelling	0
Not Qualified/Declared	0
Other	0
<hr/>	
<b>Clementon County Committee Man DEM</b>	
Accepted As Is	0
Resolved	1
Chris McKelvey	1
Rejected	0
Incorrect Spelling	0
Not Qualified/Declared	0
Other	0
<hr/>	
<b>Clementon County Committee Woman DEM</b>	
Accepted As Is	0
Rejected	0
Incorrect Spelling	0
Not Qualified/Declared	0
Other	0
<hr/>	
2021-06-11T11:04:18 -04:00	28 of 91

Camden 2021 Primary	
<b>Clementon County Committee Woman DEM</b>	
Accepted As Is	0
Rejected	0
Incorrect Spelling	0
Not Qualified/Declared	0
Other	0
<hr/>	
<b>Gibbsboro Council DEM</b>	
Accepted As Is	0
Resolved	6
Ann Braddock	3
Darel Eddings	1
David Cunningham	1
Jim Harkins	1
Rejected	0
Incorrect Spelling	0
Not Qualified/Declared	0
Other	0
<hr/>	
<b>Gibbsboro County Committee Man DEM</b>	
Accepted As Is	0
Rejected	0
Incorrect Spelling	0
Not Qualified/Declared	0
Other	0
<hr/>	
2021-06-11T11:04:18 -04:00	29 of 91

Camden 2021 Primary	
<b>Gibbsboro County Committee Man DEM</b>	
Rejected	0
Incorrect Spelling	0
Not Qualified/Declared	0
Other	0
<hr/>	
<b>Gibbsboro County Committee Woman DEM</b>	
Accepted As Is	0
Rejected	0
Incorrect Spelling	0
Not Qualified/Declared	0
Other	0
<hr/>	
<b>Gloucester City Council Ward 1 DEM</b>	
Accepted As Is	0
Rejected	0
Incorrect Spelling	0
Not Qualified/Declared	0
Other	0
<hr/>	
<b>Gloucester City Council Ward 2 DEM</b>	
Accepted As Is	0
Rejected	0
Incorrect Spelling	0
Not Qualified/Declared	0
Other	0
<hr/>	
2021-06-11T11:04:18 -04:00	30 of 91

Camden 2021 Primary

<b>Gloucester City Council Ward 2 DEM</b>	
Accepted As Is	0
Rejected	0
Incorrect Spelling	0
Not Qualified/Declared	0
Other	0
<hr/>	
<b>Gloucester City Council Ward 3 DEM</b>	
Accepted As Is	0
Resolved	1
Carol Carey-Lee	1
Rejected	0
Incorrect Spelling	0
Not Qualified/Declared	0
Other	0
<hr/>	
<b>Gloucester City Ward 1 County Committee Man DEM</b>	
Accepted As Is	0
Rejected	0
Incorrect Spelling	0

2021-06-11T11:04:18 -04:00 31 of 91

Camden 2021 Primary

<b>Gloucester City Ward 1 County Committee Man DEM</b>	
Not Qualified/Declared	0
Other	0
<hr/>	
<b>Gloucester City Ward 1 County Committee Woman DEM</b>	
Accepted As Is	0
Rejected	0
Incorrect Spelling	0
Not Qualified/Declared	0
Other	0
<hr/>	
<b>Gloucester City Ward 2 County Committee Man DEM</b>	
Accepted As Is	0
Resolved	2
Daniel Spencer	1
Jim Braunwars	1
Rejected	0
Incorrect Spelling	0
Not Qualified/Declared	0
Other	0
<hr/>	

2021-06-11T11:04:18 -04:00 32 of 91

Camden 2021 Primary

<b>Gloucester City Ward 2 County Committee Woman DEM</b>	
Accepted As Is	0
Resolved	2
Carla Herbert	1
Cheryl Sheets	1
Rejected	0
Incorrect Spelling	0
Not Qualified/Declared	0
Other	0
<hr/>	
<b>Gloucester City Ward 3 County Committee Man DEM</b>	
Accepted As Is	0
Resolved	2
No Confidence	1
William Lee	1
Rejected	0
Incorrect Spelling	0
Not Qualified/Declared	0
Other	0
<hr/>	

2021-06-11T11:04:18 -04:00 33 of 91

Camden 2021 Primary

<b>Gloucester City Ward 3 County Committee Woman DEM</b>	
Accepted As Is	0
Resolved	1
No Confidence	1
Rejected	0
Incorrect Spelling	0
Not Qualified/Declared	0
Other	0
<hr/>	
<b>Gloucester Twp Mayor DEM</b>	
Accepted As Is	0
Resolved	37
Anyone But	1
Anyone But Him	2
Anyone but him!	0
Anyone Else	3
Anyone else but Mayer	1
Curly Howard	1
Ellen Reese	2
George W Flinn	1
Jane Doe	1
Jeff Megara	1

2021-06-11T11:04:18 -04:00 34 of 91

Camden 2021 Primary	
<b>Gloucester Twp Mayor DEM</b>	
Joe Kulik	1
Judith A Jones	1
Leonard Kramer	2
M. Coyle	1
Mary A McCreary	1
Michael Sandone	1
Mickey Mouse	2
Nicole L Liquori	1
No	1
None of the Door	1
Not Mayer	1
Rachel Winiecki	2
Sam Sweet	7
Scott Owens	1
Shane Famille	1
Rejected	1
Incorrect Spelling	0
Not Qualified/Declared	0
Other	1
<hr/>	
<b>Gloucester Twp Council DEM</b>	
Accepted As Is	0
<hr/>	
2021-06-11T11:04:18 -04:00	35 of 91

Camden 2021 Primary	
<b>Gloucester Twp Council DEM</b>	
Resolved	25
Amy Famille	1
Anyone Else	1
Bryan Harris	1
Cindy Longfoot	1
Diane Cartanate	1
Harry Potter	1
Jennie Owens	1
Judith A Jones	1
Judy Murphy	1
Kevin Larson	1
Larry Fine	1
Maggie Simpson	1
Marge Simpson	1
Mariam Coyle	1
Marie Larson	1
Michele Rathof	1
Moe Howard	1
Nancy Winiecki	2
None of the Door	1
Sally Lee Katz	1
Sean Hengst	1
Shemp Howard	1
Sue Kulik	1
<hr/>	
2021-06-11T11:04:18 -04:00	36 of 91

Camden 2021 Primary	
<b>Gloucester Twp Council DEM</b>	
Vanessa Kulik	1
Rejected	7
Incorrect Spelling	0
Not Qualified/Declared	0
Other	7
<hr/>	
<b>Haddon Heights Council DEM</b>	
Accepted As Is	0
<hr/>	
Resolved	2
John D Sherwen	1
Michael Madden	1
Rejected	0
Incorrect Spelling	0
Not Qualified/Declared	0
Other	0
<hr/>	
<b>Haddon Heights County Committee Man DEM</b>	
Accepted As Is	0
<hr/>	
Resolved	3
Dean Floro	2
<hr/>	
2021-06-11T11:04:18 -04:00	37 of 91

Camden 2021 Primary	
<b>Haddon Heights County Committee Man DEM</b>	
Gregory Rutolo	1
Rejected	1
Incorrect Spelling	0
Not Qualified/Declared	0
Other	1
<hr/>	
<b>Haddon Heights County Committee Woman DEM</b>	
Accepted As Is	0
<hr/>	
Rejected	0
Incorrect Spelling	0
Not Qualified/Declared	0
Other	0
<hr/>	
<b>Haddonfield County Committee Man DEM</b>	
Accepted As Is	0
<hr/>	
Resolved	10
Anybody but Bezich	1
Anybody but Siciliano	1
Anybody but Tarditi	1
Jeffery Holman	1
<hr/>	
2021-06-11T11:04:18 -04:00	38 of 91

Camden 2021 Primary	
<b>Haddonfield County Committee Man DEM</b>	
Laura Dabronski	1
No to Norcross	1
Samuel Rais	1
Scott Fleming	1
Tammy Mchale	1
William Glennon	1
Rejected	1
Incorrect Spelling	0
Not Qualified/Declared	0
Other	1
<hr/>	
<b>Haddonfield County Committee Woman DEM</b>	
Accepted As Is	0
Resolved	11
Anybody but Bezich	1
Beth Glennon	1
Corrine Welsh	1
John Mosley-Duffy	1
Lauren R Bell	1
Lynn Rais	1
Neil Cummins	1
No to Norcross	1
<hr/>	
2021-06-11T11:04:18 -04:00	39 of 91

Camden 2021 Primary	
<b>Haddonfield County Committee Woman DEM</b>	
Rena Margolis	1
Rena Margolis	1
Scott Fleming	1
Rejected	0
Incorrect Spelling	0
Not Qualified/Declared	0
Other	0
<hr/>	
<b>Hi-Nella Council DEM</b>	
Accepted As Is	0
Rejected	0
Incorrect Spelling	0
Not Qualified/Declared	0
Other	0
<hr/>	
<b>Hi-Nella County Committee Man DEM</b>	
Accepted As Is	0
Rejected	0
Incorrect Spelling	0
Not Qualified/Declared	0
Other	0
<hr/>	
2021-06-11T11:04:18 -04:00	40 of 91

Camden 2021 Primary	
<b>Hi-Nella County Committee Man DEM</b>	
<hr/>	
<b>Hi-Nella County Committee Woman DEM</b>	
Accepted As Is	0
Resolved	0
Anthony Bland	0
Rachel Johnson	0
Rejected	0
Incorrect Spelling	0
Not Qualified/Declared	0
Other	0
<hr/>	
<b>Laurel Springs Council DEM</b>	
Accepted As Is	0
Resolved	1
Edward G Dobmanski	1
Rejected	0
Incorrect Spelling	0
Not Qualified/Declared	0
Other	0
<hr/>	
2021-06-11T11:04:18 -04:00	41 of 91

Camden 2021 Primary	
<b>Laurel Springs County Committee Man DEM</b>	
Accepted As Is	0
Resolved	1
Dollie Gallagher	1
Rejected	0
Incorrect Spelling	0
Not Qualified/Declared	0
Other	0
<hr/>	
<b>Laurel Springs County Committee Woman DEM</b>	
Accepted As Is	0
Rejected	0
Incorrect Spelling	0
Not Qualified/Declared	0
Other	0
<hr/>	
<b>Lawnside Council DEM</b>	
Accepted As Is	0
Resolved	3
Anthony Bland	1
John Chaemello	1
<hr/>	
2021-06-11T11:04:18 -04:00	42 of 91

Camden 2021 Primary

<b>Lawnside Council DEM</b>	
Rachel Johnson	1
Rejected	0
Incorrect Spelling	0
Not Qualified/Declared	0
Other	0

---

<b>Lawnside County Committee Man DEM</b>	
Accepted As Is	0
Resolved	3
Anthony Bland	1
John Chaemello	1
Rachel Johnson	1
Rejected	0
Incorrect Spelling	0
Not Qualified/Declared	0
Other	0

---

<b>Lawnside County Committee Woman DEM</b>	
Accepted As Is	0
Resolved	2
Jenny y Zheng	1

2021-06-11T11:04:18 -04:00 43 of 91

Camden 2021 Primary

<b>Lawnside County Committee Woman DEM</b>	
Ratchell Johnson	1
Rejected	0
Incorrect Spelling	0
Not Qualified/Declared	0
Other	0

---

<b>Lindenwold Council DEM</b>	
Accepted As Is	0
Resolved	1
Warren Wogwood	1
Rejected	4
Incorrect Spelling	0
Not Qualified/Declared	0
Other	4

---

<b>Magnolia Council DEM</b>	
Accepted As Is	0
Rejected	0
Incorrect Spelling	0
Not Qualified/Declared	0
Other	0

2021-06-11T11:04:18 -04:00 44 of 91

Camden 2021 Primary

<b>Magnolia Council DEM</b>	
-----------------------------	--

---

<b>Magnolia County Committee Man DEM</b>	
Accepted As Is	0
Resolved	3
Gui Slienfeld	1
Mark Wallberg	1
Mr Anyone Butt Tony	1
Rejected	0
Incorrect Spelling	0
Not Qualified/Declared	0
Other	0

---

<b>Magnolia County Committee Woman DEM</b>	
Accepted As Is	0
Resolved	2
Bugs Bunny	1
Sam Elliott	1
Rejected	0
Incorrect Spelling	0
Not Qualified/Declared	0
Other	0

2021-06-11T11:04:18 -04:00 45 of 91

Camden 2021 Primary

<b>Magnolia County Committee Woman DEM</b>	
--	--

---

<b>Merchantville Council DEM</b>	
Accepted As Is	0
Resolved	8
Cerry Metzlek	1
Cindy Hertneck	2
Dorothy Foley	4
Kerry Metzler	1
Rejected	0
Incorrect Spelling	0
Not Qualified/Declared	0
Other	0

---

<b>Merchantville County Committee Man DEM</b>	
Accepted As Is	0
Rejected	0
Incorrect Spelling	0
Not Qualified/Declared	0
Other	0

2021-06-11T11:04:18 -04:00 46 of 91

Camden 2021 Primary	
<b>Merchantville County Committee Woman DEM</b>	
Accepted As Is	0
Rejected	0
Incorrect Spelling	0
Not Qualified/Declared	0
Other	0
<hr/>	
<b>Mt. Ephraim County Committee Man DEM</b>	
Accepted As Is	0
Rejected	0
Incorrect Spelling	0
Not Qualified/Declared	0
Other	0
<hr/>	
<b>Mt. Ephraim County Committee Woman DEM</b>	
Accepted As Is	0
Rejected	0
Incorrect Spelling	0
Not Qualified/Declared	0
Other	0
<hr/>	
2021-06-11T11:04:18 -04:00	47 of 91

Camden 2021 Primary	
<b>Oaklyn Council DEM</b>	
Accepted As Is	0
Rejected	0
Incorrect Spelling	0
Not Qualified/Declared	0
Other	0
<hr/>	
<b>Oaklyn County Committee Man DEM</b>	
Accepted As Is	0
Rejected	0
Incorrect Spelling	0
Not Qualified/Declared	0
Other	0
<hr/>	
<b>Oaklyn County Committee Woman DEM</b>	
Accepted As Is	0
Resolved	2
Fred Bantling	1
Sandy Claw	1
Rejected	0
Incorrect Spelling	0
<hr/>	
2021-06-11T11:04:18 -04:00	48 of 91

Camden 2021 Primary	
<b>Oaklyn County Committee Woman DEM</b>	
Not Qualified/Declared	0
Other	0
<hr/>	
<b>Pennsauken Twp Committee UNEX DEM</b>	
Accepted As Is	0
Resolved	7
Betsy McBride	1
Franklin Frake	2
James Hornnettt	1
Jeffrey B Love	1
Keith A Layton	1
Stephanie Laurick	1
Rejected	0
Incorrect Spelling	0
Not Qualified/Declared	0
Other	0
<hr/>	
<b>Pennsauken Twp. Committee DEM</b>	
Accepted As Is	0
Resolved	8
<hr/>	
2021-06-11T11:04:18 -04:00	49 of 91

Camden 2021 Primary	
<b>Pennsauken Twp. Committee DEM</b>	
Edward Mount	1
Franklin Frake	0
Franklin Frake	1
Jill Pasaimitags	1
John Coffey	1
Joseph McDonald	1
Keith A Layton	1
Kelly Frake	1
Sam Bello	1
Rejected	0
Incorrect Spelling	0
Not Qualified/Declared	0
Other	0
<hr/>	
<b>Pine Hill Council DEM</b>	
Accepted As Is	0
Resolved	3
Felix James	1
Mickey Mouse	1
Robert McGlineey	1
Rejected	0
Incorrect Spelling	0
<hr/>	
2021-06-11T11:04:18 -04:00	50 of 91

Camden 2021 Primary	
<b>Pine Hill Council DEM</b>	
Not Qualified/Declared	0
Other	0
<hr/>	
<b>Pine Hill County Committee Man DEM</b>	
Accepted As Is	0
Resolved	2
Les Ghallagher	1
Rick Perez	1
Rejected	0
Incorrect Spelling	0
Not Qualified/Declared	0
Other	0
<hr/>	
<b>Pine Hill County Committee Woman DEM</b>	
Accepted As Is	0
Resolved	5
Angela Nolan-Cooper	1
Lois Parker	1
Lori Corry	1
Sade Dubois	1
Zipporah Daniels-Brown	1
<hr/>	
2021-06-11T11:04:18 -04:00	51 of 91

Camden 2021 Primary	
<b>Pine Hill County Committee Woman DEM</b>	
Rejected	0
Incorrect Spelling	0
Not Qualified/Declared	0
Other	0
<hr/>	
<b>Pine Valley County Committee Man DEM</b>	
Accepted As Is	0
Rejected	0
Incorrect Spelling	0
Not Qualified/Declared	0
Other	0
<hr/>	
<b>Pine Valley County Committee Woman DEM</b>	
Accepted As Is	0
Rejected	0
Incorrect Spelling	0
Not Qualified/Declared	0
Other	0
<hr/>	
<b>Runnemede Council DEM</b>	
<hr/>	
2021-06-11T11:04:18 -04:00	52 of 91

Camden 2021 Primary	
<b>Runnemede Council DEM</b>	
Accepted As Is	0
Resolved	1
Jesus	1
Rejected	0
Incorrect Spelling	0
Not Qualified/Declared	0
Other	0
<hr/>	
<b>Runnemede County Committee Man DEM</b>	
Accepted As Is	0
Rejected	0
Incorrect Spelling	0
Not Qualified/Declared	0
Other	0
<hr/>	
<b>Runnemede County Committee Woman DEM</b>	
Accepted As Is	0
Resolved	2
Not Betteridge	1
Shannon Burrini	1
<hr/>	
2021-06-11T11:04:18 -04:00	53 of 91

Camden 2021 Primary	
<b>Runnemede County Committee Woman DEM</b>	
Rejected	0
Incorrect Spelling	0
Not Qualified/Declared	0
Other	0
<hr/>	
<b>Somerdale Council DEM</b>	
Accepted As Is	0
Rejected	0
Incorrect Spelling	0
Not Qualified/Declared	0
Other	0
<hr/>	
<b>Somerdale County Committee Man DEM</b>	
Accepted As Is	0
Resolved	1
Anyone Else	1
Rejected	0
Incorrect Spelling	0
Not Qualified/Declared	0
Other	0
<hr/>	
2021-06-11T11:04:18 -04:00	54 of 91



Camden 2021 Primary	
<b>Somerdale County Committee Woman DEM</b>	
Accepted As Is	0
Rejected	0
Incorrect Spelling	0
Not Qualified/Declared	0
Other	0
<hr/>	
<b>Stratford Council DEM</b>	
Accepted As Is	0
Rejected	0
Incorrect Spelling	0
Not Qualified/Declared	0
Other	0
<hr/>	
<b>Stratford County Committee Man DEM</b>	
Accepted As Is	0
Resolved	9
Anyone Else!	1
Edward G Martin	1
James Kay	1
Jen Tully	1
2021-06-11T11:04:18 -04:00	
55 of 91	

Camden 2021 Primary	
<b>Stratford County Committee Man DEM</b>	
John Keenan	1
Michael L Santoro	1
Mickey Mouse	1
Neil Subramany	2
Rejected	0
Incorrect Spelling	0
Not Qualified/Declared	0
Other	0
<hr/>	
<b>Stratford County Committee Woman DEM</b>	
Accepted As Is	0
Resolved	2
Elaine Doyle	1
Lauren Laino	1
Rejected	0
Incorrect Spelling	0
Not Qualified/Declared	0
Other	0
<hr/>	
<b>Tavistock County Committee Man DEM</b>	
Accepted As Is	0
2021-06-11T11:04:18 -04:00	
56 of 91	

Camden 2021 Primary	
<b>Tavistock County Committee Man DEM</b>	
Rejected	0
Incorrect Spelling	0
Not Qualified/Declared	0
Other	0
<hr/>	
<b>Tavistock County Committee Woman DEM</b>	
Accepted As Is	0
Rejected	0
Incorrect Spelling	0
Not Qualified/Declared	0
Other	0
<hr/>	
<b>Voorhees Twp. Committee DEM</b>	
Accepted As Is	0
Resolved	11
Andrew Schallenhammer	1
Anybody Else	1
Barbara Schallenhammer	0
Danielle Wark	1
2021-06-11T11:04:18 -04:00	
57 of 91	

Camden 2021 Primary	
<b>Voorhees Twp. Committee DEM</b>	
Elise Rocco	1
Erica Domingo	1
Jacob Platt	2
Kenneth Tavani	1
Kristen Giffod	1
Ruth Tavani	1
Stefanie Bouchman	1
Rejected	7
Incorrect Spelling	0
Not Qualified/Declared	0
Other	7
<hr/>	
<b>Waterford Twp. Committee DEM</b>	
Accepted As Is	0
Rejected	0
Incorrect Spelling	0
Not Qualified/Declared	0
Other	0
<hr/>	
<b>Waterford County Committee Man DEM</b>	
Accepted As Is	0
2021-06-11T11:04:18 -04:00	
58 of 91	

Camden 2021 Primary

**Waterford County  
Committee Man DEM**

Rejected	0
Incorrect Spelling	0
Not Qualified/Declared	0
Other	0

---

**Waterford County  
Committee Woman DEM**

Accepted As Is	0
Rejected	0
Incorrect Spelling	0
Not Qualified/Declared	0
Other	0

---

**Winslow Twp. Committee  
Ward 1 DEM**

Accepted As Is	0
Rejected	0
Incorrect Spelling	0
Not Qualified/Declared	0
Other	0

---

2021-06-11T11:04:18 -04:00 59 of 91

Camden 2021 Primary

**Winslow Twp. Committee  
Ward 2 DEM**

Accepted As Is	0
Resolved	1
Joseph Esposito Jr	1
Rejected	0
Incorrect Spelling	0
Not Qualified/Declared	0
Other	0

---

**Winslow Twp. Committee  
Ward 3 DEM**

Accepted As Is	0
Rejected	0
Incorrect Spelling	0
Not Qualified/Declared	0
Other	0

---

**Winslow Twp. Committee  
Ward 4 DEM**

Accepted As Is	0
Resolved	2
Forget It	1

---

2021-06-11T11:04:18 -04:00 60 of 91

Camden 2021 Primary

**Winslow Twp. Committee  
Ward 4 DEM**

Joe Wilson	1
Rejected	0
Incorrect Spelling	0
Not Qualified/Declared	0
Other	0

---

**Woodlynne Council DEM**

Accepted As Is	0
Resolved	2
Jeff Goodwin	1
Robert Brown	1
Rejected	0
Incorrect Spelling	0
Not Qualified/Declared	0
Other	0

---

**Woodlynne County  
Committee Man DEM**

Accepted As Is	0
Rejected	0
Incorrect Spelling	0
Not Qualified/Declared	0

---

2021-06-11T11:04:18 -04:00 61 of 91

Camden 2021 Primary

**Woodlynne County  
Committee Man DEM**

Other	0
-------	---

---

**Woodlynne County  
Committee Woman DEM**

Accepted As Is	0
Resolved	1
Sonja Kibbe	1
Rejected	0
Incorrect Spelling	0
Not Qualified/Declared	0
Other	0

---

**Governor REP**

Accepted As Is	0
Resolved	37
Alexander A. Aquilino	1
Chris Christie	1
Christine Todd Whitman	1
Derrick Foggy	1
Donald J Trump	2
Hans Berg	1
Jack Ciattarelli	1

---

2021-06-11T11:04:18 -04:00 62 of 91

Camden 2021 Primary

<b>Governor REP</b>		
James Moran		1
Jim Moran		1
John Fittipalpi		1
Jon Bramniok		1
Mickey Mouse		2
No One They		1
None of the Above		2
Phil Murphy		17
Raymond Clark		1
Sean Leonard		1
Yaoska Arias		1
Rejected		9
Incorrect Spelling		0
Not Qualified/Declared		0
Other		9

---

<b>State Senate 4th District REP</b>		
Accepted As Is		0
Resolved		8
Clyde Cook		1
Democrat		1
Fred H Madden		1

2021-06-11T11:04:18 -04:00 63 of 91

Camden 2021 Primary

<b>State Senate 4th District REP</b>		
James Moran		2
Markus Ehrich		1
Patricia Kline		1
Tracy Perkins		1
Rejected		1
Incorrect Spelling		0
Not Qualified/Declared		0
Other		1

---

<b>State Senate 5th District REP</b>		
Accepted As Is		0
Resolved		23
Christopher Johnson		1
Clyde Cook		13
Greg Concline		1
James Beach		0
Joel Itilian		1
John Boker		1
Keith Walker		3
Raymond Markey		2
Steve Pakrodooni		1
Rejected		1

2021-06-11T11:04:18 -04:00 64 of 91

Camden 2021 Primary

<b>State Senate 5th District REP</b>		
Incorrect Spelling		0
Not Qualified/Declared		0
Other		1

---

<b>State Senate 6th District REP</b>		
Accepted As Is		0
Resolved		7
Derrick Foggy		1
Donald Duck		1
Donald J Trump		1
James Beach		1
Louis Greenwald		0
Mickey Mouse		1
None of the Above		1
Pamela Lapitt		0
Stan Krantz		1
Rejected		5
Incorrect Spelling		0
Not Qualified/Declared		0
Other		5

---

<b>State Senate 8th District REP</b>		
--------------------------------------	--	--

2021-06-11T11:04:18 -04:00 65 of 91

Camden 2021 Primary

<b>State Senate 8th District REP</b>		
Accepted As Is		0
Rejected		0
Incorrect Spelling		0
Not Qualified/Declared		0
Other		0

---

<b>General Assembly 4th District REP</b>		
Accepted As Is		0
Resolved		30
Arthur Knapp		1
Bob C Blazer		1
David Rever		1
Democrat		1
Denis Palmer		1
Denis Zorzi Jr		1
Elliot M Rosen		1
Gabriela Mosquera		1
Gino M. Esposito		1
James Moran		2
Markus Ehrich		2
Patricia Kline		12

2021-06-11T11:04:18 -04:00 66 of 91

Camden 2021 Primary	
<b>General Assembly 4th District REP</b>	
Paul D Moriarty	1
Robert P Sambuco	1
Shelly Lovett	2
Tracy Perkins	1
Rejected	2
Incorrect Spelling	0
Not Qualified/Declared	0
Other	2
<hr/>	
<b>General Assembly 5th District REP</b>	
Accepted As Is	0
Resolved	1
Patricia Kline	1
Rejected	2
Incorrect Spelling	0
Not Qualified/Declared	0
Other	2
<hr/>	
<b>General Assembly 6th District REP</b>	
Accepted As Is	0
Resolved	14
<hr/>	
2021-06-11T11:04:18 -04:00	67 of 91

Camden 2021 Primary	
<b>General Assembly 6th District REP</b>	
Bruce Springsteen	1
Derrick Foggy	1
Dillzio,s	1
Donald Duck	2
Donald J Trump	1
Goofy	1
Louis Greenwald	1
None of the Above	1
Pamela Lapitt	1
Pluto	1
Robert Stone	1
Sponge Bob	1
Steve Gaglaoui	1
Rejected	8
Incorrect Spelling	0
Not Qualified/Declared	0
Other	8
<hr/>	
<b>General Assembly 8th District REP</b>	
Accepted As Is	0
Rejected	0
Incorrect Spelling	0
<hr/>	
2021-06-11T11:04:18 -04:00	68 of 91

Camden 2021 Primary	
<b>General Assembly 8th District REP</b>	
Not Qualified/Declared	0
Other	0
<hr/>	
<b>Sheriff REP</b>	
Accepted As Is	0
Resolved	47
Adam Adrian	1
Barbara Long	2
Bob Stavola	3
Brian Evering	1
Christopher Johnson	1
Christopher Weaver	1
Claude Giroux	1
David N Kincel	1
David Rever	1
Dennis Tully	1
Dominic Longo	1
Dominick Longo	1
Don Lemon Jr	1
Donald J Trump	1
Dont Need One	1
Eric Romolini	1
<hr/>	
2021-06-11T11:04:18 -04:00	69 of 91

Camden 2021 Primary	
<b>Sheriff REP</b>	
Gilbert Whipwilson	1
Gino M. Esposito	1
Harry Mumma	2
Hector Nieves	1
James Cutler	1
John Allen	1
John Boker	1
Louis Hannon	1
Markus Ehrich	2
Matt Dillon	1
Patrick Onell	1
Peter J Longo III	1
Raymond Clark	1
Rich Kinkler	1
Richard A Domichale Jr	1
Ronald D Harrison	2
Samuel F Carney	1
Scott Maussner	2
Sharon Spotts	1
Stacy L Randall	1
Theresa Sehmus	1
Tracy Perkins	1
Villate Brain Mc Kitnca	1
Yaoska Arias	1
<hr/>	
2021-06-11T11:04:18 -04:00	70 of 91

Camden 2021 Primary	
<b>Sheriff REP</b>	
Rejected	4
Incorrect Spelling	0
Not Qualified/Declared	0
Other	4
<hr/>	
<b>Board of County Commissioners REP</b>	
Accepted As Is	0
Resolved	22
Almar Dyer	2
Anyone But Her	1
Astro	1
Barbie	1
Christina M Aquilino	1
Christine Naxuya	1
Democrat	1
Derrick Foggy	1
Donald J Trump	1
Dora the Explorer	1
Jeffrey Nash	0
Jeffrey L. Nash	2
Melinda Kane	2
Mr. Jetson	2
<hr/>	
2021-06-11T11:04:18 -04:00	71 of 91

Camden 2021 Primary	
<b>Board of County Commissioners REP</b>	
None of the Above	1
Pluto	1
Spead Racers	2
Tracy Perkins	1
Rejected	19
Incorrect Spelling	0
Not Qualified/Declared	0
Other	19
<hr/>	
<b>State Committee Male Republican REP</b>	
Accepted As Is	0
Resolved	8
Democrat	1
Derrick Foggy	1
Donald Capone	1
Donald J Trump	1
Francis James Ward	1
Henry Schwartz	1
Ralph Beri	1
Thomas H Rooney Jr	1
Rejected	5
Incorrect Spelling	0
<hr/>	
2021-06-11T11:04:18 -04:00	72 of 91

Camden 2021 Primary	
<b>State Committee Male Republican REP</b>	
Not Qualified/Declared	0
Other	5
<hr/>	
<b>State Committee Female Republican REP</b>	
Accepted As Is	0
Resolved	15
Charlene Dettico	1
Daisey Duck	2
Democrat	1
Donald J. Trump	1
Heather Moran	1
Jerry Emde	1
Lauren Leodore-Jenner	1
Ligia Perkins	1
Lisa Beri	1
Michelle Florich	1
Nicole Nance	1
No One	1
None of the Above	1
Santa Clause	1
Rejected	5
Incorrect Spelling	0
<hr/>	
2021-06-11T11:04:18 -04:00	73 of 91

Camden 2021 Primary	
<b>State Committee Female Republican REP</b>	
Not Qualified/Declared	0
Other	5
<hr/>	
<b>Audubon Park Council REP</b>	
Accepted As Is	0
Rejected	0
Incorrect Spelling	0
Not Qualified/Declared	0
Other	0
<hr/>	
<b>Barrington Council REP</b>	
Accepted As Is	0
Rejected	0
Incorrect Spelling	0
Not Qualified/Declared	0
Other	0
<hr/>	
<b>Bellmawr Council REP</b>	
Accepted As Is	0
<hr/>	
2021-06-11T11:04:18 -04:00	74 of 91

Camden 2021 Primary	
<b>Bellmawr Council REP</b>	
Rejected	0
Incorrect Spelling	0
Not Qualified/Declared	0
Other	0
<hr/>	
<b>Berlin Twp Mayor REP</b>	
Accepted As Is	0
Resolved	2
Samantha Adrian	1
Thomas DeLuca	1
Rejected	0
Incorrect Spelling	0
Not Qualified/Declared	0
Other	0
<hr/>	
<b>Berlin Twp Council REP</b>	
Accepted As Is	0
Resolved	2
Joey B Adrian	1
Max Adrian	1
Rejected	0
<hr/>	
2021-06-11T11:04:18 -04:00	75 of 91

Camden 2021 Primary	
<b>Berlin Twp Council REP</b>	
Incorrect Spelling	0
Not Qualified/Declared	0
Other	0
<hr/>	
<b>Brooklawn Council REP</b>	
Accepted As Is	0
Rejected	0
Incorrect Spelling	0
Not Qualified/Declared	0
Other	0
<hr/>	
<b>Camden City Mayor REP</b>	
Accepted As Is	0
Resolved	1
Elton Custis	1
Rejected	1
Incorrect Spelling	0
Not Qualified/Declared	0
Other	1
<hr/>	
2021-06-11T11:04:18 -04:00	76 of 91

Camden 2021 Primary	
<b>Camden City Council at Large REP</b>	
Accepted As Is	0
Resolved	3
Carla Benson	1
Carmen Lozado-Cooper	1
Hector Rojas	1
Rejected	3
Incorrect Spelling	0
Not Qualified/Declared	0
Other	3
<hr/>	
<b>Cherry Hill Council REP</b>	
Accepted As Is	0
Resolved	2
Donald J Trump	1
Tina Wanga	1
Rejected	4
Incorrect Spelling	0
Not Qualified/Declared	0
Other	4
<hr/>	
<b>Chesilhurst Council REP</b>	
<hr/>	
2021-06-11T11:04:18 -04:00	77 of 91

Camden 2021 Primary	
<b>Chesilhurst Council REP</b>	
Accepted As Is	0
Resolved	2
Bob C Blazer	1
Denis Zorzi Jr	1
Rejected	0
Incorrect Spelling	0
Not Qualified/Declared	0
Other	0
<hr/>	
<b>Clementon Council REP</b>	
Accepted As Is	0
Rejected	0
Incorrect Spelling	0
Not Qualified/Declared	0
Other	0
<hr/>	
<b>Gibbsboro Council REP</b>	
Accepted As Is	0
Rejected	0
Incorrect Spelling	0
<hr/>	
2021-06-11T11:04:18 -04:00	78 of 91

Camden 2021 Primary	
<b>Gibbsboro Council REP</b>	
Not Qualified/Declared	0
Other	0
<hr/>	
<b>Gloucester City Council Ward 1 REP</b>	
Accepted As Is	0
Resolved	2
jeff Spotts	1
Yaoska Arias	1
Rejected	0
Incorrect Spelling	0
Not Qualified/Declared	0
Other	0
<hr/>	
<b>Gloucester City Council Ward 2 REP</b>	
Accepted As Is	0
Resolved	2
Joel Itialin	2
Rejected	0
Incorrect Spelling	0
Not Qualified/Declared	0
Other	0
<hr/>	
2021-06-11T11:04:18 -04:00	79 of 91

Camden 2021 Primary	
<b>Gloucester City Council Ward 2 REP</b>	
<hr/>	
<b>Gloucester City Council Ward 3 REP</b>	
Accepted As Is	0
Rejected	0
Incorrect Spelling	0
Not Qualified/Declared	0
Other	0
<hr/>	
<b>Gloucester Twp Mayor REP</b>	
Accepted As Is	0
Resolved	3
Democrat	1
Marc Anselmi	1
Sam Sweet	1
Rejected	0
Incorrect Spelling	0
Not Qualified/Declared	0
Other	0
<hr/>	
<b>Gloucester Twp Council REP</b>	
<hr/>	
2021-06-11T11:04:18 -04:00	80 of 91

Camden 2021 Primary	
<b>Gloucester Twp Council REP</b>	
Accepted As Is	0
Resolved	3
Democrat	1
Robert Stavola	1
Tracy Perkins	1
Rejected	2
Incorrect Spelling	0
Not Qualified/Declared	0
Other	2
<hr/>	
<b>Haddon Heights Council REP</b>	
Accepted As Is	0
Rejected	0
Incorrect Spelling	0
Not Qualified/Declared	0
Other	0
<hr/>	
<b>Hi-Nella Council REP</b>	
Accepted As Is	0
Rejected	0
<hr/>	
2021-06-11T11:04:18 -04:00	81 of 91

Camden 2021 Primary	
<b>Hi-Nella Council REP</b>	
Incorrect Spelling	0
Not Qualified/Declared	0
Other	0
<hr/>	
<b>Laurel Springs Council REP</b>	
Accepted As Is	0
Rejected	0
Incorrect Spelling	0
Not Qualified/Declared	0
Other	0
<hr/>	
<b>Lawnside Council REP</b>	
Accepted As Is	0
Resolved	1
John Chemello	1
Rejected	0
Incorrect Spelling	0
Not Qualified/Declared	0
Other	0
<hr/>	
2021-06-11T11:04:18 -04:00	82 of 91

Camden 2021 Primary

**Lindenwold Council REP**

Accepted As Is	0
Resolved	3
Janet Cavallaro	1
Nicholas Cavallaro	1
Samuel Field	1
Rejected	0
Incorrect Spelling	0
Not Qualified/Declared	0
Other	0

---

**Magnolia Council REP**

Accepted As Is	0
Resolved	2
George Harrum	1
Joyce Harrum	1
Rejected	0
Incorrect Spelling	0
Not Qualified/Declared	0
Other	0

---

**Merchantville Council REP**

2021-06-11T11:04:18 -04:00 83 of 91

Camden 2021 Primary

**Merchantville Council REP**

Accepted As Is	0
Resolved	4
Amy Neechum	1
Joshua Matukonis	1
Pamela Matukonis	1
Ronald Smith	1
Rejected	0
Incorrect Spelling	0
Not Qualified/Declared	0
Other	0

---

**Oaklyn Council REP**

Accepted As Is	0
Rejected	0
Incorrect Spelling	0
Not Qualified/Declared	0
Other	0

---

**Pennsauken Twp Committee UNEX REP**

Accepted As Is	0
----------------	---

2021-06-11T11:04:18 -04:00 84 of 91

Camden 2021 Primary

**Pennsauken Twp Committee UNEX REP**

Resolved	8
Andrew Wilkow	1
Floss Mignagna	1
Griseida DeJesus	1
Jeffrey B Love	1
Mike Parker	1
Nicole Roberts	1
Richard L. Hathaway	2
Rejected	0
Incorrect Spelling	0
Not Qualified/Declared	0
Other	0

---

**Pennsauken Twp. Committee REP**

Accepted As Is	0
Resolved	5
Donald Trump Jr.	1
Eric Trump	1
Jessica Rafeh	1
Marco DiBattista	1
Richard Ingram	1
Rejected	0

2021-06-11T11:04:18 -04:00 85 of 91

Camden 2021 Primary

**Pennsauken Twp. Committee REP**

Incorrect Spelling	0
Not Qualified/Declared	0
Other	0

---

**Pine Hill Council REP**

Accepted As Is	0
Resolved	1
Ed O'Malley	1
Rejected	0
Incorrect Spelling	0
Not Qualified/Declared	0
Other	0

---

**Runnemede Council REP**

Accepted As Is	0
Resolved	2
Ed Kelly	1
Ed White	1
Rejected	0
Incorrect Spelling	0
Not Qualified/Declared	0

2021-06-11T11:04:18 -04:00 86 of 91



Camden 2021 Primary	
<b>Runnemede Council REP</b>	
Other	0
<hr/>	
<b>Somerdale Council REP</b>	
Accepted As Is	0
Rejected	2
Incorrect Spelling	0
Not Qualified/Declared	0
Other	2
<hr/>	
<b>Stratford Council REP</b>	
Accepted As Is	0
Resolved	5
Mike Mancine	2
Sean Smith	1
Tim Hall	2
Rejected	0
Incorrect Spelling	0
Not Qualified/Declared	0
Other	0
<hr/>	
2021-06-11T11:04:18 -04:00	87 of 91

Camden 2021 Primary	
<b>Voorhees Twp. Committee REP</b>	
Accepted As Is	0
Resolved	16
Donald Duck	1
Donald Trump	1
Jon Gelrod	1
Matthew Abad	1
Michael Dugan	5
Michael Friedman	5
Shari Shapiro	1
Stacy L Randall	1
Rejected	4
Incorrect Spelling	0
Not Qualified/Declared	0
Other	4
<hr/>	
<b>Waterford Twp. Committee REP</b>	
Accepted As Is	0
Rejected	0
Incorrect Spelling	0
Not Qualified/Declared	0
Other	0
<hr/>	
2021-06-11T11:04:18 -04:00	88 of 91

Camden 2021 Primary	
<b>Winslow Twp. Committee Ward 1 REP</b>	
Accepted As Is	0
Resolved	1
James Mandis	1
Rejected	0
Incorrect Spelling	0
Not Qualified/Declared	0
Other	0
<hr/>	
<b>Winslow Twp. Committee Ward 2 REP</b>	
Accepted As Is	0
Resolved	2
Gino M. Esposito	1
Markus ehrich	1
Rejected	0
Incorrect Spelling	0
Not Qualified/Declared	0
Other	0
<hr/>	
<b>Winslow Twp. Committee Ward 3 REP</b>	
Accepted As Is	0
2021-06-11T11:04:18 -04:00	89 of 91

Camden 2021 Primary	
<b>Winslow Twp. Committee Ward 3 REP</b>	
Rejected	0
Incorrect Spelling	0
Not Qualified/Declared	0
Other	0
<hr/>	
<b>Winslow Twp. Committee Ward 4 REP</b>	
Accepted As Is	0
Rejected	1
Incorrect Spelling	0
Not Qualified/Declared	0
Other	1
<hr/>	
<b>Woodlynne Council REP</b>	
Accepted As Is	0
Resolved	4
Anthony Delmar	1
Brian Evering	1
Christopher Johnson	1
Jeff Goodwin	1
Rejected	0
2021-06-11T11:04:18 -04:00	90 of 91

Camden 2021 Primary	
<b>Woodlynne Council REP</b>	
Incorrect Spelling	0
Not Qualified/Declared	0
Other	0
<hr/>	
<b>Berlin Boro Council DEM</b>	
Accepted As Is	0
Rejected	0
Incorrect Spelling	0
Not Qualified/Declared	0
Other	0
<hr/>	
<b>Berlin Boro Council REP</b>	
Accepted As Is	0
Rejected	0
Incorrect Spelling	0
Not Qualified/Declared	0
Other	0
<hr/>	
2021-06-11T11:04:18 -04:00	91 of 91



DEMOCRATIC PARTY

OFFICE OF GOVERNOR

State of New Jersey  
**County Clerk Statement**  
 Primary Election - June 8, 2021

Statement of the results of a primary election held in the several districts and wards of the several cities, townships, and boroughs, in the County of Camden, to nominate a candidate for the Office of Governor of the State of New Jersey.

**Figures**

<b>The total number of Democratic voters in the County is:</b>		187,495
<b>The total number of Democratic ballots, (including mail-in, provisional &amp; emergency) cast in the County is:</b>		40,135
<b>The total number of Democratic ballots rejected in the County is:</b>		500
<b>The total number of Election Districts in the County is:</b>		345
Nominations for the <b>Office of Governor</b>	State the number of votes received (including mail-in, provisional, and emergency) written out in words and repeat in outer column in figures.	
Philip Murphy	Thirty-Seven Thousand Two Hundred Thirteen	37,213

I, John W. Schmidt, Deputy Clerk of the County of Camden, State of New Jersey, **DO HEREBY CERTIFY**, that the foregoing is a true and correct statement of the results of the Primary Election held in the several districts and wards of the several cities, townships, and boroughs, in the County of Camden, as taken from the statements filed in my office.

**Date:** June 22, 2021     **Attest:**  \_\_\_\_\_, **JOHN W. SCHMIDT, Deputy Camden County Clerk**



**DEMOCRATIC PARTY**

**STATE SENATE**

**Legislative District 4**

State of New Jersey  
**County Clerk Statement**  
 Primary Election - June 8, 2021

Statement of the results of a primary election held in the several districts and wards of the several cities, townships, and boroughs, in the County of Camden, to nominate a candidate for the Office of Member of the State Senate for the State of New Jersey.

**Figures**

<b>The total number of Democratic voters in the Legislative District is:</b>		47,717
<b>The total number of Democratic ballots, (including mail-in, provisional &amp; emergency) cast in the Legislative District is:</b>		9,283
<b>The total number of Democratic ballots rejected in the Legislative District is:</b>		91
<b>The total number of Election Districts in the Legislative District is:</b>		77
<b>Nominations for the Office of Member of the State Senate</b>	State the number of votes received (including mail-in, provisional, and emergency) written out in words and repeat in outer column in figures.	
Fred H. Madden	Eight Thousand Four Hundred Thirty-Four	8,434

I, John W. Schmidt, Deputy Clerk of the County of Camden, State of New Jersey, **DO HEREBY CERTIFY**, that the foregoing is a true and correct statement of the results of the Primary Election held in the several districts and wards of the several cities, townships, and boroughs, in the County of Camden, as taken from the statements filed in my office.

**Date:** June 22, 2021    **Attest:**  , **JOHN W. SCHMIDT, Deputy Camden County Clerk**



DEMOCRATIC PARTY

STATE SENATE

Legislative District 5

State of New Jersey  
**County Clerk Statement**  
 Primary Election - June 8, 2021

Statement of the results of a primary election held in the several districts and wards of the several cities, townships, and boroughs, in the County of Camden, to nominate a candidate for the Office of Member of the State Senate for the State of New Jersey.

Figures

<b>The total number of Democratic voters in the Legislative District is:</b>		51,281
<b>The total number of Democratic ballots, (including mail-in, provisional &amp; emergency) cast in the Legislative District is:</b>		10,717
<b>The total number of Democratic ballots rejected in the Legislative District is:</b>		172
<b>The total number of Election Districts in the Legislative District is:</b>		95
<b>Nominations for the Office of Member of the State Senate</b>	State the number of votes received (including mail-in, provisional, and emergency) written out in words and repeat in outer column in figures.	
Nilsa Cruz-Perez	Eight Thousand Seven Hundred Three	8,703


I, John W. Schmidt, Deputy Clerk of the County of Camden, State of New Jersey, **DO HEREBY CERTIFY**, that the foregoing is a true and correct statement of the results of the Primary Election held in the several districts and wards of the several cities, townships, and boroughs, in the County of Camden, as taken from the statements filed in my office.

**Date:** June 22, 2021    **Attest:**  , **JOHN W. SCHMIDT, Deputy Camden County Clerk**


NJ Division of Elections- 6/2021






<b>DEMOCRATIC PARTY</b>		<b>STATE SENATE</b>
<b>Legislative District 6</b>		
<p>State of New Jersey  <b>County Clerk Statement</b>                  Primary Election - June 8, 2021</p>		
<p>Statement of the results of a primary election held in the several districts and wards of the several cities, townships, and boroughs, in the County of Camden, to nominate a candidate for the Office of Member of the State Senate for the State of New Jersey.</p>		
		<b>Figures</b>
<b>The total number of Democratic voters in the Legislative District is:</b>		79,930
<b>The total number of Democratic ballots, (including mail-in, provisional &amp; emergency) cast in the Legislative District is:</b>		18,712
<b>The total number of Democratic ballots rejected in the Legislative District is:</b>		216
<b>The total number of Election Districts in the Legislative District is:</b>		153
<b>Nominations for the Office of Member of the State Senate</b>	State the number of votes received (including mail-in, provisional, and emergency) written out in words and repeat in outer column in figures.	
James Beach	Seventeen Thousand Thirty-Five	17,035
<p>I, John W. Schmidt, Deputy Clerk of the County of Camden, State of New Jersey, <b>DO HEREBY CERTIFY</b>, that the foregoing is a true and correct statement of the results of the Primary Election held in the several districts and wards of the several cities, townships, and boroughs, in the County of Camden, as taken from the statements filed in my office.</p>		
<b>Date: June 22, 2021</b>	<b>Attest:</b> 	<b>JOHN W. SCHMIDT, Deputy Camden County Clerk</b>
<p><small>NJ Division of Elections- 6/2021</small></p>		




<b>DEMOCRATIC PARTY</b>		<b>STATE SENATE</b>
<b>Legislative District 8</b>		
<p>State of New Jersey  <b>County Clerk Statement</b>                  Primary Election - June 8, 2021</p>		
<p>Statement of the results of a primary election held in the several districts and wards of the several cities, townships, and boroughs, in the County of Camden, to nominate a candidate for the Office of Member of the State Senate for the State of New Jersey.</p>		
		<b>Figures</b>
<b>The total number of Democratic voters in the Legislative District is:</b>		8,567
<b>The total number of Democratic ballots, (including mail-in, provisional &amp; emergency) cast in the Legislative District is:</b>		1,423
<b>The total number of Democratic ballots rejected in the Legislative District is:</b>		21
<b>The total number of Election Districts in the Legislative District is:</b>		20
<b>Nominations for the Office of Member of the State Senate</b>	State the number of votes received (including mail-in, provisional, and emergency) written out in words and repeat in outer column in figures.	
Dawn Marie Addiego	One Thousand Two Hundred Sixty-Nine	1,269
<p>I, John W. Schmidt, Deputy Clerk of the County of Camden, State of New Jersey, <b>DO HEREBY CERTIFY</b>, that the foregoing is a true and correct statement of the results of the Primary Election held in the several districts and wards of the several cities, townships, and boroughs, in the County of Camden, as taken from the statements filed in my office.</p>		
<b>Date: June 22, 2021</b>	<b>Attest:</b>  <b>JOHN W. SCHMIDT, Deputy Camden County Clerk</b>	
NJ Division of Elections- 6/2021		




<b>DEMOCRATIC PARTY</b>		<b>GENERAL ASSEMBLY</b>
<b>Legislative District 4</b>		
<p>State of New Jersey  <b>County Clerk Statement</b>                  Primary Election - June 8, 2021</p>		
<p>Statement of the results of a primary election held in the several districts and wards of the several cities, townships, and boroughs, in the County of Camden, to nominate a candidate for the Office of Member of the General Assembly for the State of New Jersey.</p>		
		<b>Figures</b>
<b>The total number of Democratic voters in the Legislative District is:</b>		47,717
<b>The total number of Democratic ballots, (including mail-in, provisional &amp; emergency) cast in the Legislative District is:</b>		9,283
<b>The total number of Democratic ballots rejected in the Legislative District is:</b>		91
<b>The total number of Election Districts in the Legislative District is:</b>		77
<b>Nominations for the Office of Member of the General Assembly</b>	State the number of votes received (including mail-in, provisional, and emergency) written out in words and repeat in outer column in figures.	
Paul D. Moriarty	Eight Thousand Four Hundred Sixty-Two	8,462
Gabriela M. Mosquera	Eight Thousand Three Hundred Thirty-Nine	8,339
<p>I, John W. Schmidt, Deputy Clerk of the County of Camden, State of New Jersey, <b>DO HEREBY CERTIFY</b>, that the foregoing is a true and correct statement of the results of the Primary Election held in the several districts and wards of the several cities, townships, and boroughs, in the County of Camden, as taken from the statements filed in my office.</p>		
<b>Date: June 22, 2021</b>	<b>Attest:</b>  _____, <b>JOHN W. SCHMIDT, Deputy Camden County Clerk</b>	
NJ Division of Elections- 6/2021		



<b>DEMOCRATIC PARTY</b>		<b>GENERAL ASSEMBLY</b>
<b>Legislative District 5</b>		
<p>State of New Jersey  <b>County Clerk Statement</b>                  Primary Election - June 8, 2021</p>		
<p>Statement of the results of a primary election held in the several districts and wards of the several cities, townships, and boroughs, in the County of Camden, to nominate a candidate for the Office of Member of the General Assembly for the State of New Jersey.</p>		
		<b>Figures</b>
<b>The total number of Democratic voters in the Legislative District is:</b>		51,281
<b>The total number of Democratic ballots, (including mail-in, provisional &amp; emergency) cast in the Legislative District is:</b>		10,717
<b>The total number of Democratic ballots rejected in the Legislative District is:</b>		172
<b>The total number of Election Districts in the Legislative District is:</b>		95
<b>Nominations for the Office of Member of the General Assembly</b>	State the number of votes received (including mail-in, provisional, and emergency) written out in words and repeat in outer column in figures.	
William F. Moen	Eight Thousand Five Hundred Twenty	8,520
William W. Spearman	Eight Thousand Four Hundred Seventy-Seven	8,477
<p>I, John W. Schmidt, Deputy Clerk of the County of Camden, State of New Jersey, <b>DO HEREBY CERTIFY</b>, that the foregoing is a true and correct statement of the results of the Primary Election held in the several districts and wards of the several cities, townships, and boroughs, in the County of Camden, as taken from the statements filed in my office.</p>		
<b>Date: June 22, 2021</b>	<b>Attest:</b>  <b>JOHN W. SCHMIDT, Deputy Camden County Clerk</b>	
NJ Division of Elections- 6/2021		





<b>DEMOCRATIC PARTY</b>	<b>GENERAL ASSEMBLY</b>	
<b>Legislative District 6</b>		
<p>State of New Jersey  <b>County Clerk Statement</b>                  Primary Election - June 8, 2021</p>		
<p>Statement of the results of a primary election held in the several districts and wards of the several cities, townships, and boroughs, in the County of Camden, to nominate a candidate for the Office of Member of the General Assembly for the State of New Jersey.</p>		
<b>Figures</b>		
<b>The total number of Democratic voters in the Legislative District is:</b>	79,930	
<b>The total number of Democratic ballots, (including mail-in, provisional &amp; emergency) cast in the Legislative District is:</b>	18,712	
<b>The total number of Democratic ballots rejected in the Legislative District is:</b>	216	
<b>The total number of Election Districts in the Legislative District is:</b>	153	
Nominations for the <b>Office of Member of the General Assembly</b>	State the number of votes received (including mail-in, provisional, and emergency) written out in words and repeat in outer column in figures.	
Louis D. Greenwald	Seventeen Thousand One Hundred Seventy-Nine	17,179
Pamela R. Lampitt	Seventeen Thousand Two	17,002
<p>I, John W. Schmidt, Deputy Clerk of the County of Camden, State of New Jersey, <b>DO HEREBY CERTIFY</b>, that the foregoing is a true and correct statement of the results of the Primary Election held in the several districts and wards of the several cities, townships, and boroughs, in the County of Camden, as taken from the statements filed in my office.</p>		
<b>Date: June 22, 2021</b>	<b>Attest:</b>  , <b>JOHN W. SCHMIDT, Deputy Camden County Clerk</b>	
NJ Division of Elections- 6/2021		



DEMOCRATIC PARTY

GENERAL ASSEMBLY

Legislative District 8


State of New Jersey  
**County Clerk Statement**  
 Primary Election - June 8, 2021

Statement of the results of a primary election held in the several districts and wards of the several cities, townships, and boroughs, in the County of Camden, to nominate a candidate for the Office of Member of the General Assembly for the State of New Jersey.

Figures

<b>The total number of Democratic voters in the Legislative District is:</b>		8,567
<b>The total number of Democratic ballots, (including mail-in, provisional &amp; emergency) cast in the Legislative District is:</b>		1,423
<b>The total number of Democratic ballots rejected in the Legislative District is:</b>		21
<b>The total number of Election Districts in the Legislative District is:</b>		20
Nominations for the <b>Office of Member of the General Assembly</b>	State the number of votes received (including mail-in, provisional, and emergency) written out in words and repeat in outer column in figures.	
Mark Natale	One Thousand Two Hundred Seventy-Four	1,274
Allison Eckel	One Thousand Two Hundred Sixty-Nine	1,269

I, John W. Schmidt, Deputy Clerk of the County of Camden, State of New Jersey, **DO HEREBY CERTIFY**, that the foregoing is a true and correct statement of the results of the Primary Election held in the several districts and wards of the several cities, townships, and boroughs, in the County of Camden, as taken from the statements filed in my office.

**Date:** June 22, 2021    **Attest:**  , **JOHN W. SCHMIDT, Deputy Camden County Clerk**

NJ Division of Elections- 6/2021



REPUBLICAN PARTY

OFFICE OF GOVERNOR

## State of New Jersey County Clerk Statement Primary Election - June 8, 2021

Statement of the results of a primary election held in the several districts and wards of the several cities, townships, and boroughs, in the County of Camden, to nominate a candidate for the Office of Governor of the State of New Jersey.

**Figures**

<b>The total number of Republican voters in the County is:</b>		62,444
<b>The total number of Republican ballots, (including mail-in, provisional &amp; emergency) cast in the County is:</b>		14,910
<b>The total number of Republican ballots rejected in the County is:</b>		230
<b>The total number of Election Districts in the County is:</b>		345
Nominations for the <b>Office of Governor</b>	State the number of votes received (including mail-in, provisional, and emergency) written out in words and repeat in outer column in figures.	
Brian D. Levine	Seven Hundred Eighty	780
Philip Rizzo	Three Thousand Five Hundred Twenty-Eight	3,528
Jack Ciattarelli	Six Thousand Six Hundred Eighty-Seven	6,687
Hirsh V. Singh	Three Thousand Five Hundred Twenty-Nine	3,529

I, John W. Schmidt, Deputy Clerk of the County of Camden, State of New Jersey, **DO HEREBY CERTIFY**, that the foregoing is a true and correct statement of the results of the Primary Election held in the several districts and wards of the several cities, townships, and boroughs, in the County of Camden, as taken from the statements filed in my office.

**Date:** June 22, 2021     **Attest:**  \_\_\_\_\_, JOHN W. SCHMIDT, Deputy Camden County Clerk



REPUBLICAN PARTY

STATE SENATE

Legislative District 4

State of New Jersey  
**County Clerk Statement**  
 Primary Election - June 8, 2021

Statement of the results of a primary election held in the several districts and wards of the several cities, townships, and boroughs, in the County of Camden, to nominate a candidate for the Office of Member of the State Senate for the State of New Jersey.

Figures

<b>The total number of Republican voters in the Legislative District is:</b>		16,555
<b>The total number of Republican ballots, (including mail-in, provisional &amp; emergency) cast in the Legislative District is:</b>		4,311
<b>The total number of Republican ballots rejected in the Legislative District is:</b>		61
<b>The total number of Election Districts in the Legislative District is:</b>		77
<b>Nominations for the Office of Member of the State Senate</b>	State the number of votes received (including mail-in, provisional, and emergency) written out in words and repeat in outer column in figures.	
Stephen H. Pakradooni, Jr.	Three Thousand Three Hundred Ninety-Eight	3,398

I, John W. Schmidt, Deputy Clerk of the County of Camden, State of New Jersey, **DO HEREBY CERTIFY**, that the foregoing is a true and correct statement of the results of the Primary Election held in the several districts and wards of the several cities, townships, and boroughs, in the County of Camden, as taken from the statements filed in my office.

**Date:** June 22, 2021     **Attest:**  \_\_\_\_\_, **JOHN W. SCHMIDT, Deputy Camden County Clerk**

NJ Division of Elections- 6/2021





REPUBLICAN PARTY

STATE SENATE

Legislative District 5

State of New Jersey  
**County Clerk Statement**  
 Primary Election - June 8, 2021

Statement of the results of a primary election held in the several districts and wards of the several cities, townships, and boroughs, in the County of Camden, to nominate a candidate for the Office of Member of the State Senate for the State of New Jersey.


Figures

<b>The total number of Republican voters in the Legislative District is:</b>		11,754
<b>The total number of Republican ballots, (including mail-in, provisional &amp; emergency) cast in the Legislative District is:</b>		2,500
<b>The total number of Republican ballots rejected in the Legislative District is:</b>		46
<b>The total number of Election Districts in the Legislative District is:</b>		95
Nominations for the <b>Office of Member of the State Senate</b>	State the number of votes received (including mail-in, provisional, and emergency) written out in words and repeat in outer column in figures.	
Clyde Cook*	Thirty-one	31
* Write-In Candidate		

I, John W. Schmidt, Deputy Clerk of the County of Camden, State of New Jersey, **DO HEREBY CERTIFY**, that the foregoing is a true and correct statement of the results of the Primary Election held in the several districts and wards of the several cities, townships, and boroughs, in the County of Camden, as taken from the statements filed in my office.

**Date:** June 22, 2021     **Attest:**  \_\_\_\_\_, **JOHN W. SCHMIDT, Deputy Camden County Clerk**



<b>REPUBLICAN PARTY</b>		<b>STATE SENATE</b>
<b>Legislative District 6</b>		
<p>State of New Jersey  <b>County Clerk Statement</b>                  Primary Election - June 8, 2021</p>		
<p>Statement of the results of a primary election held in the several districts and wards of the several cities, townships, and boroughs, in the County of Camden, to nominate a candidate for the Office of Member of the State Senate for the State of New Jersey.</p>		
		<b>Figures</b>
<b>The total number of Republican voters in the Legislative District is:</b>		29,233
<b>The total number of Republican ballots, (including mail-in, provisional &amp; emergency) cast in the Legislative District is:</b>		6,893
<b>The total number of Republican ballots rejected in the Legislative District is:</b>		103
<b>The total number of Election Districts in the Legislative District is:</b>		153
<b>Nominations for the Office of Member of the State Senate</b>	State the number of votes received (including mail-in, provisional, and emergency) written out in words and repeat in outer column in figures.	
John Foley	Five Thousand Seven Hundred Ten	5,710
<p>I, John W. Schmidt, Deputy Clerk of the County of Camden, State of New Jersey, <b>DO HEREBY CERTIFY</b>, that the foregoing is a true and correct statement of the results of the Primary Election held in the several districts and wards of the several cities, townships, and boroughs, in the County of Camden, as taken from the statements filed in my office.</p>		
<b>Date: June 22, 2021</b>	<b>Attest:</b>  <b>JOHN W. SCHMIDT, Deputy Camden County Clerk</b>	
NJ Division of Elections- 6/2021		



REPUBLICAN PARTY

STATE SENATE

Legislative District 8

State of New Jersey  
**County Clerk Statement**  
 Primary Election - June 8, 2021

Statement of the results of a primary election held in the several districts and wards of the several cities, townships, and boroughs, in the County of Camden, to nominate a candidate for the Office of Member of the State Senate for the State of New Jersey.

Figures

<b>The total number of Republican voters in the Legislative District is:</b>		4,902
<b>The total number of Republican ballots, (including mail-in, provisional &amp; emergency) cast in the Legislative District is:</b>		1,206
<b>The total number of Republican ballots rejected in the Legislative District is:</b>		20
<b>The total number of Election Districts in the Legislative District is:</b>		20
<b>Nominations for the Office of Member of the State Senate</b>	State the number of votes received (including mail-in, provisional, and emergency) written out in words and repeat in outer column in figures.	
Jean Stanfield	Nine Hundred Fifty-Eight	958

I, John W. Schmidt, Deputy Clerk of the County of Camden, State of New Jersey, **DO HEREBY CERTIFY**, that the foregoing is a true and correct statement of the results of the Primary Election held in the several districts and wards of the several cities, townships, and boroughs, in the County of Camden, as taken from the statements filed in my office.

**Date:** June 22, 2021     **Attest:**  , JOHN W. SCHMIDT, Deputy Camden County Clerk



REPUBLICAN PARTY

GENERAL ASSEMBLY

Legislative District 4

State of New Jersey  
**County Clerk Statement**  
 Primary Election - June 8, 2021

Statement of the results of a primary election held in the several districts and wards of the several cities, townships, and boroughs, in the County of Camden, to nominate a candidate for the Office of Member of the General Assembly for the State of New Jersey.

Figures

<b>The total number of Republican voters in the Legislative District is:</b>		16,555
<b>The total number of Republican ballots, (including mail-in, provisional &amp; emergency) cast in the Legislative District is:</b>		4,311
<b>The total number of Republican ballots rejected in the Legislative District is:</b>		61
<b>The total number of Election Districts in the Legislative District is:</b>		77
Nominations for the <b>Office of Member of the General Assembly</b>	State the number of votes received (including mail-in, provisional, and emergency) written out in words and repeat in outer column in figures.	
Denise Gonzalez	Three Thousand Four Hundred Twenty-One	3,421
Patricia Kline *	Forty-Seven	47
* Write-In Candidate		

I, John W. Schmidt, Deputy Clerk of the County of Camden, State of New Jersey, **DO HEREBY CERTIFY**, that the foregoing is a true and correct statement of the results of the Primary Election held in the several districts and wards of the several cities, townships, and boroughs, in the County of Camden, as taken from the statements filed in my office.

**Date:** June 22, 2021     **Attest:**  , **JOHN W. SCHMIDT, Deputy Camden County Clerk**

NJ Division of Elections- 6/2021





REPUBLICAN PARTY

GENERAL ASSEMBLY

Legislative District 5

State of New Jersey  
**County Clerk Statement**  
 Primary Election - June 8, 2021

Statement of the results of a primary election held in the several districts and wards of the several cities, townships, and boroughs, in the County of Camden, to nominate a candidate for the Office of Member of the General Assembly for the State of New Jersey.

Figures

<b>The total number of Republican voters in the Legislative District is:</b>		11,754
<b>The total number of Republican ballots, (including mail-in, provisional &amp; emergency) cast in the Legislative District is:</b>		2,500
<b>The total number of Republican ballots rejected in the Legislative District is:</b>		46
<b>The total number of Election Districts in the Legislative District is:</b>		95
Nominations for the <b>Office of Member of the General Assembly</b>	State the number of votes received (including mail-in, provisional, and emergency) written out in words and repeat in outer column in figures.	
Sean Sepsey	One Thousand Nine Hundred Seventeen	1,917
Samuel Di Matteo	One Thousand Nine Hundred Ninety-Six	1,996

I, John W. Schmidt, Deputy Clerk of the County of Camden, State of New Jersey, **DO HEREBY CERTIFY**, that the foregoing is a true and correct statement of the results of the Primary Election held in the several districts and wards of the several cities, townships, and boroughs, in the County of Camden, as taken from the statements filed in my office.

**Date:** June 22, 2021     **Attest:**  , **JOHN W. SCHMIDT, Deputy Camden County Clerk**



REPUBLICAN PARTY

GENERAL ASSEMBLY

Legislative District 6

State of New Jersey  
**County Clerk Statement**  
 Primary Election - June 8, 2021

Statement of the results of a primary election held in the several districts and wards of the several cities, townships, and boroughs, in the County of Camden, to nominate a candidate for the Office of Member of the General Assembly for the State of New Jersey.


Figures

<b>The total number of Republican voters in the Legislative District is:</b>		29,233
<b>The total number of Republican ballots, (including mail-in, provisional &amp; emergency) cast in the Legislative District is:</b>		6,893
<b>The total number of Republican ballots rejected in the Legislative District is:</b>		103
<b>The total number of Election Districts in the Legislative District is:</b>		153
Nominations for the <b>Office of Member of the General Assembly</b>	State the number of votes received (including mail-in, provisional, and emergency) written out in words and repeat in outer column in figures.	
Ed Farmer	Five Thousand Six Hundred Ninety-Seven	5,697
Richard Super	Five Thousand Five Hundred Forty	5,540

I, John W. Schmidt, Deputy Clerk of the County of Camden, State of New Jersey, **DO HEREBY CERTIFY**, that the foregoing is a true and correct statement of the results of the Primary Election held in the several districts and wards of the several cities, townships, and boroughs, in the County of Camden, as taken from the statements filed in my office.

Date: June 22, 2021    Attest:  , JOHN W. SCHMIDT, Deputy Camden County Clerk



<b>REPUBLICAN PARTY</b>	<b>GENERAL ASSEMBLY</b>	
<b>Legislative District 8</b>	4,902	
<p>State of New Jersey  <b>County Clerk Statement</b>                  Primary Election - June 8, 2021</p>		
<p>Statement of the results of a primary election held in the several districts and wards of the several cities, townships, and boroughs, in the County of Camden, to nominate a candidate for the Office of Member of the General Assembly for the State of New Jersey.</p>		
<b>Figures</b>		
<b>The total number of Republican voters in the Legislative District is:</b>	4,902	
<b>The total number of Republican ballots, (including mail-in, provisional &amp; emergency) cast in the Legislative District is:</b>	1,206	
<b>The total number of Republican ballots rejected in the Legislative District is:</b>	20	
<b>The total number of Election Districts in the Legislative District is:</b>	20	
Nominations for the <b>Office of Member of the General Assembly</b>	State the number of votes received (including mail-in, provisional, and emergency) written out in words and repeat in outer column in figures.	
Michael Torrissi, Jr.	Nine Hundred Ninety-Three	993
Brandon Umba	Nine Hundred Thirty-Five	935
<p>I, John W. Schmidt, Deputy Clerk of the County of Camden, State of New Jersey, <b>DO HEREBY CERTIFY</b>, that the foregoing is a true and correct statement of the results of the Primary Election held in the several districts and wards of the several cities, townships, and boroughs, in the County of Camden, as taken from the statements filed in my office.</p>		
<b>Date: June 22, 2021</b>	<b>Attest:</b>  _____, <b>JOHN W. SCHMIDT, Deputy Camden County Clerk</b>	
NJ Division of Elections- 6/2021		

