


Restaurant Tavern Occupancy

Date	Business Name	No.	Dir.	St. Name	Capacity	# of Toilets	Toilet Cap.	Sq. Ft./# Persons	Door Width/# Persons	Reason
3/20/2008	Wiggies	1901		Aberg Ave.	140	4 women, 2 men, 3 urinals	320	1676 sq. ft. = 167	72"/.2 = 320	ALRC
10/23/2017	The Heights	11	N	Allen St	37 inside, 44 outside	1 men, 1 women	150	37 interior	interior 68/.2=340	requested capacity
4/25/2022	Veterans Memorial Coliseum	1919		Alliant Energy Center Way 						See attached seating chart
7/9/2015	Noah's Event Venue	5020		American Family Dr	436	3 women, 2 men, 2 urinals	450	3190/15=213, 1107/7=159, 471/15=32, 471/15=32, Total 436	Worst case- 192"/.2=960	Square footage and requested occupant load
3/30/2015	Erin's Snug	4601		American Pkwy	211 inside, 52 outside	4 women, 1 men, 3 urinals	300		210"/.2 = 1050	seating and floor area interior, requested capacity indoor
10/4/2022	Dave's Hot Chicken	4814		Annamark Dr	83 inside, 60 outside	2 women, 1 men, 1 urinal	300	Inside: 571 sf tables/ 15 = 38; 48 lf benches /2 = 24; 83 seats shown. Outside 458 sf / 15 = 30; 60 seats shown	interior 102" / .2 = 510. Exterior 68" / .2 = 340	Requested capacity & seating layout
11/21/2011	Dickey's Barbeque Pit	4833		Annamark Dr	78 inside, 48 outside	1 women, 1 men	150	1300 / 15 = 86	104/.2 = 520	Requested capacity & seating layout
3/6/1995	Bombay Bicycle Club	5		Applegate Ct.	308	3 women, 3 men, 2 urinals	340	4573 sq. ft. = 573	154" = 308	requested capacity
	Nelson's Bar	915		Applegate Rd.	99	2 women, 1 men, 2 urinal		1174 sq. ft. = 117	120"/50 = 240	
10/14/2022	Wisco Barbell Club (gym)	4230		Argosy Ct #1	49	2 unisex	130	31 stations	138"/.2= 690	Requested occupant load
3/27/2014	North of the Bayou	802		Atlas Ave	480	6 women, 4 men, 4 urinals	480	sqft.=655	72"/.2=360 upstairs and 72"/.2=360	Toilets
9/25/2003	Dream Lanes	13		Atlas Ct	863	7 women,3 men, 5 urinals	863	sq.ft. = 863	268"/.2 =1340	toilets & sq.ft.
5/15/2017	Olbrich Biergarten	3401		Atwood Ave	240	3 women, 3 men	240	N/A outside in the park	N/A outside in the park	ALRC may limit this number
4/21/2022	The Green Owl	1970		Atwood Ave.	25	2 women, 1 men	225	tables/chairs 268 sf / 15 = 17, que 86.5 / 5 = 17	72"/.2 = 360	requested capacity and
10/7/2004	Wonder's Pub	1980		Atwood Ave.	100	1 women, 1men, 1 urinal, 2 lavs	150	1094 sq.ft. = 100	99"/.2 = 495	Square Footage

Restaurant Tavern Occupancy

Date	Business Name	No.	Dir.	St. Name	Capacity	# of Toilets	Toilet Cap.	Sq. Ft./# Persons	Door Width/# Persons	Reason
1/10/2013	One Barrel Brewing Co.	2001		Atwood Ave.	80	1 women, 1 men	80	746 sf / 80 people = 9.3 sf/person	68"/.2 = 340	bathrooms
12/1/2023	Rooted in Sanity Coffee Bar	2007		Atwood Ave.	49	2 unisex	150	Bar 22 ft / 1.5 = 14; seating area 540 sf / 15 = 36	70"/.2 = 350	Requested occupant load
3/2/2005	Dobhah Fusion Restaurant	2110		Atwood Ave.	131	2 women, 1 men, 1 urinal	300	1969 sq.ft. = 131	72"/.2 = 360	Square Footage
2/21/2017	The New Mr. Roberts	2116		Atwood Ave.	160 (49 in basement)	2 women, 1 men, 2 urinals	160		68"/.2 = 340	toilets (1 exit in basement, second
4/27/2022	Forward Craft & Coffee	2166		Atwood Ave.	238	2 women, 1 men, 1 urinal	300	942 sqft / 15=63 & 875sqft / 5=175 Total of 238	210" / .2 = 1,050	bathroom for this tenant only. Square footage
1/24/2023	Monsoon Siam 2	2326		Atwood Ave.	41	2 unisex	150	540 sf dining / 15 = 36; 8 feet bar / 1.5 = 5	74"/.2 = 370	floor area and bar length
2/25/2009	Bunky's Café	2425		Atwood Ave.	136	1 women, 1 men	150	2,150 sf / 136 people = 15.9 sf/person	lower: 64"/.2 = 320, upper: 68"/.2 = 340	requested capacity
6/27/2016	Next Door Brewing	2439		Atwood Ave.	99	2 women, 1 men, 1 urinal	160		104"/.2=520	no sprinkler
3/17/2011	Stalzy's Deli	2701		Atwood Ave.	38	1 men, 1 women	150	564 sf/15=38	74"/.2 = 370	square footage & seating
3/25/2010	The Victory Coffee House	2710		Atwood Ave.	15	1 unisex	15	300 sf / 15 = 20	67"/.2 = 335	toilets
3/2/2001	Glass Nickel Pizza	2916		Atwood Ave.	120	2 women, 1 men, 2 urinals	120	1610 sq. ft.	144"/40 = 360	Toilets
10/24/2016	Barley Pop Tap & Shop	2045		Atwood Ave. #107	58	1 men, 1 women	80	692 SF / 15 = 46 + 16' bar / 1.5 = 10; 2 bartenders	140/.2 = 700	Floor area and bar length
1/9/2024	Les Delices de Awa	2045		Atwood Ave. #109	33 in dining area	1 women, 1 men	150	408 sf tables / 15 = 27; 10 ft bar / 1.5 = 6	136"/.2 = 680	Floor area and bar length
3/31/2017	Burger King	719	W	Badger Rd	80 in dining room	2 women, 1 men, 1 urinal	300	fixed seating = 80	104"/.2=520	requested capacity
5/4/1994	Sports Pub	1902		Bartillon Dr.	180	3 women, 2 men, 2 urinals	180		184"/50 = 368	

Restaurant Tavern Occupancy

Date	Business Name	No.	Dir.	St. Name	Capacity	# of Toilets	Toilet Cap.	Sq. Ft./# Persons	Door Width/# Persons	Reason
3/8/1994	Eagles Club #623	2109		Bartillon Dr.	240	4 women, 2 men, 3 urinals			210"	Toilets
2/16/1994	David's Jamaican Cuisine	1616		Beld St.	80	1 women, 1 men, 1 urinal	80	1237 sq. ft. = 123	80"/50 = 160	Toilets
3/13/2018	Dynasty	2705	W	Beltline Hwy	26					Zoning(parking)
6/26/2014	Culver's	2102	W	Beltline Hwy.	168 inside and 60 on patio	2 women, 1 men, 2 urinal	300		172"/.2=860	seating layout
1/14/2010	Faouzi	4245	W	Beltline Hwy.	138	2 women, 1 men, 2 urinals	160	2018 sq. ft. = 202	144"/.2 = 720	Zoning(parking)
2/1/1996	Copper Top	5401	W	Beltline Hwy.	80	1 women, 1 men	80	1036 sq. ft. = 103	84"/50 = 168	
10/2/1998	Prespa's Family Restaurant	5501	W	Beltline Hwy.	80	1 women, 1 men	80	1428 sq. ft. = 142	84"/40 = 210	Toilets
9/24/2012	Beacon Lounge	2601	W	Beltline Hwy. #102	49	common		739/15 = 49		floor area and one exit
7/2/2009	BonFyre American Grille	2601	W	Beltline Hwy. #108	210	3 women, 2 men, 1 urinal (shared facilities with other)	450	seating for 190 shown	172"/.15=1,146	requested capacity
5/25/2011	The Egg & I	2501	W	Beltline Hwy. #111	177	Shared 5 women, 2 men, 3 urinals	see comment	2,559 sf / 15 = 170 dining 1,313 sf / 200 = 7 kitchen	138"/.15 = 920	floor area
3/4/2010	Full of Bull LLC	7	S	Blair St	72	1 women, 1 men	150	1081/15 = 72	108"/.2 = 540	square footage seating shown is 70
8/23/2005	Salon Centinela	5018		Blazing Star Dr	200	2 women, 2 men, 1 urinal	200		182"/.15 = 1213	partial sprinklers
12/17/2007	Plan B	301	S	Blount St	342	5 women, 3men, 2 urinals	400		108"/.2 = 540	square footage & seating
3/2/2004	Burrito Dr	310	S	Brearily St	65	1 women, 1men	150	975 sq. ft = 65	72"/.2 = 360	Square Footage
12/15/1993	Gonzo's Bar & Grille	4702		Broadway	232	3 women, 1 men, 3 urinals	240	2323 sq. ft. = 232	148"/50 = 296	Increase

Restaurant Tavern Occupancy

Date	Business Name	No.	Dir.	St. Name	Capacity	# of Toilets	Toilet Cap.	Sq. Ft./# Persons	Door Width/# Persons	Reason
11/18/2020	Dunkin' Donuts	1502	W	Broadway #1	46	1 women, 1 men	Toilets OK for Dunkin' Donuts and 3,400 sf of office		68"/.2=340	Seating and floor area
5/3/2016	Cuco's	4426	E	Buckeye Rd	74 inside 20 outside	2 women, 1 men and 1 urinal	300	1117 sqft./15 = 75	72"/.2=360	seating layout
	Café Porta Alba	15	N	Butler St.	64	2 women, 1 men, 1 urinal	283	983/15 = 62 + 2 in kitchen	84"/.15 = 560	Square footage
11/5/2004	Bayou	117	S	Butler St.	104	2 women, 1 men, 1 urinal	160		68/.3 = 226	Square footage, Seating Layout
9/5/2024	Caribou Coffee	5450		Buttonwood Dr.	71 inside, 16 outside	2 unisex	150	Indoor - 382 sf tables/15 = 25; 20 ft bench/2 = 10; 7 fixed seats; 145 sf queue/5 = 29 Outdoor: 225sf/15 = 15	68/.2=340	Indoor: floor area and fixed seating Outdoor: seating
2/27/2015	Graft Restaurant	18	N	Carroll St.	149	1 men, 1 women; additional unisex toilets cannot be counted since the lavs are not in the toilet rooms	150	1,433 sf table area / 15 = 95, booths = 32, bar = 22	102"/.2 = 510	Square footage, Seating Layout
3/21/2016	The Park Hotel (1st fl.)	22	S	Carroll St.	134	3 women, 1 men, 2 urinals	240 Other toilets	2259 sq. ft./15 = 150	236"/.2 = 1180	seating plan
10/16/2015	The Park Hotel Top of the Park (8th fl.)	22	S	Carroll St.	170	2 women, 1 men, 1 urinal, other toilets in area	160	1696 sq. ft. = 170	108"/.2 = 540	Square footage & seating
11/2/2009	Subway	202	N	Charter St	43	1 men, 1 women	43		68"/.15 = 453	Seating Layout and floor area
5/29/2012	Taco Bell	421		Commerce Dr.	52	1 women, 1 men	150	790 / 15 = 52	102/.2 = 510	floor area

Restaurant Tavern Occupancy

Date	Business Name	No.	Dir.	St. Name	Capacity	# of Toilets	Toilet Cap.	Sq. Ft./# Persons	Door Width/# Persons	Reason
12/2/2005	Meeting Grounds, The	474		Commerce Dr.	80	1 men, 1 women shared with retail	140		102"/.15 = 680	Square footage
12/4/2019	Alabaster Duckling	3116		Commercial Ave	395 total, 43 outdoor	5 women, 2 men, 3 urinals	400	see chart scanned to permit	140"/.2 = 700	floor area
6/7/2016	Deja Brew	4915		Commercial Ave	99	1 women, 1 men	150	1,814 / 15 = 120	104"/.2 = 520	no sprinkler
6/16/2007	Jade Monkey	109		Cottage Grove Rd	80	2 women, 1men, 1urinal	80	1152 sq.ft. = 110	72"/.2 = 360	toilets
12/12/2019	Nerdhaven Arcade	203		Cottage Grove Rd	260 total, 49 in basement	2 women, 2 men, 1 unisex	390		172"/.2 = 860	game layout and requested occupancy
10/14/2020	Jade Monkey	217		Cottage Grove Rd	80 total; 27 outdoor	1 men, 1 women	80	bar: 43.5ft/1.5=29, booths = 41, tables: 400sf/15= 26, outdoor: 405sf/15= 27	102"/.2 = 510	toilets
4/27/2009	Misty Mountain	4672		Cottage Grove Rd	150	1 women, 1 men, 1 urinal	150	3,880 / 15 = 258	68"/.2 = 340	toilets
3/8/2011	Heritage Bakery	4674		Cottage Grove Rd	49 in dining area	1 women, 1 men	150	965 / 15 = 64	34"/.2 = 170	1 exit
2/10/2016	1st hole dining and bar	4145		Country Club Rd	64	Several used by all of Nakoma Golf Club		Dining: 883 / 15 = 58, Bar 24' / 1.5 = 16; Total = 74	68"/.2 = 340	seating layout
7/24/2010	West Side Club	437		County Hwy M	300 indoor, 150 outdoor	2 men 4 urinals 3 women	450	359	252"/.2=1260	seating see letter in imaging
8/26/2003	Uno's	3010		Crossroads Dr	273	4 women, 2 men, 3 urinals	568	3130 sq. ft.=313	180"/50=360	See note at COMM req.
7/27/2009	McDonald's	3002		Darbo Dr	117	2 women, 1 men, 1 urinal	300		68/.15 = 453	requested capacity
2/17/1994	Concourse Hotel-Governor's Club	1	W	Dayton St.	86	1 women, 1 men	Other toilets	864 sq. ft. = 86	348"/30 = 1160	Square footage
2/17/1994	Concourse Hotel-La Bistro Lounge	1	W	Dayton St.	260	3 women, 2 men, 2 urinals	240	2608 sq. ft. = 260	1160"/30 = 3800	Square footage
6/24/2014	Starbucks	1	W	Dayton St.	48	shared with restaurant		500 sq ft / 15 = 33 22.5 ft bar / 1.5 = 15	34" / .2 = 170 single exit = 50	floor area and seating counter length

Restaurant Tavern Occupancy

Date	Business Name	No.	Dir.	St. Name	Capacity	# of Toilets	Toilet Cap.	Sq. Ft./# Persons	Door Width/# Persons	Reason
6/12/2018	Horseshoe Bar	3900		Dempsey Rd.	99 inside, 30 outside	2 women, 1 men, 2 urinals	300	623 sf indoor tables / 15 = 41, 34 ft bar indoor /1.5 = 22, 221 sf indoor standing / 5 = 44 Toatal indoor = 107; 348 outdoor / 15 = 23	76"/50 = 152	1-hour separation between occupancy for indoor, seating layout outdoor
2/14/2020	Mox Mania	410		D'Onofrio Dr.	49	1 women, 1 men	190			2 story type VB no sprinkler
1/31/2014	Old World Buffet	499		D'Onofrio Dr.	696	7 women, 3 men, 4 urinals	750	10440 sq. ft./15 = 696	144"/.2=720	square footage and seating layout.
12/15/1998	Great Dane Pub & Brewing Co.	123	E	Doty St.	280	5 women, 2 men, 4 urinals	300	3840 sq. ft. = 384	140"/50 = 280	Door width
5/5/2011	Zuzu Café	1336		Drake St.	48 indoor, 67 outdoor	1 women, 1 men	150	886 sq. ft. indoor / 15 = 57	76"/.2 = 380	Conditional Use approval/Zoning
3/18/1994	Gramhams Farm House	4713		Dutch Mill Rd.	120	2 women, 1 men, 1 urinal			180"	Toilets
8/20/2002	Dutch Mill Sports Club	4818		Dutch Mill Rd.	160	4 women, 2 men, 3 urinals	320	160	114"/.2 = 570	Floor Area and seating
10/30/2020	X Golf Madison	1714		Eagan Rd	128	4 unisex	342		140/.2 = 700	Requested occupant load
1/26/2012	Milio's Sandwiches	377		East Campus Mall	66					Per DSPS approved plans
8/13/2014	Buckshots	2121		East Springs Dr.	240	7 women, 2 men, 5 urinal	320	77 Fixed seats, 408sf/15 = 27, 1250/7=178: total = 282	140/.2 = 700	requested capacity
12/4/1993	Sunset Lounge	2121		East Springs Dr.	190	5 women, 1 men, 4 urinals	400	4910 sq. ft. = 490	108"/40 = 270	Exits
8/10/2004	Red Robin	2440		East Springs Dr.	257	3 women, 1 men, 2 urinal, 1 unisex			112/.15 = 747	seating layout
5/24/2001	Panera Bread	2627		East Springs Dr.	150	3 women, 1 men, 1 urinal		2208 sq.ft. = 220	72"/50=144,110 seats inside 30outside,10employ ees	Toilets
5/8/2009	Hooters	2639		East Springs Dr.	240 total, 231 in the dining area	3 women, 1 men, 2 urinals	300	see worksheet	104"/.2 = 520	Sprinkler not required as capacity was not

Restaurant Tavern Occupancy

Date	Business Name	No.	Dir.	St. Name	Capacity	# of Toilets	Toilet Cap.	Sq. Ft./# Persons	Door Width/# Persons	Reason
11/24/2021	Panera Bread	2651		East Springs Dr.	137	2 women, 1 men, 1 urinal	300		156"/.2=780	seating layout and requested occupancy
	Noodles & Co.	4280		East Towne Blvd.	100	2 women, 1 men, 1 urinal	120	1042 sq. ft. = 104	108"/50=216	demising wall not 3 hr (72 seats inside + 28 outside shown)
6/6/2006	Culver's	4301		East Towne Blvd.	236	2 women, 1 men, 2 urinals	300		136"/.2=680	submitted actual anticipated count
7/24/2018	Olive Garden	4320		East Towne Blvd.	320 - 298 in dining and bar areas, 22 in lobby	5 women, 3 men, 3 urinals	750		206"/.2 = 1,030	seating layout
1/6/2023	Niji Asian Cuisine	4323		East Towne Blvd.	192 inside, 125 outside	3 women, 1 men, 2 urinals	450	Fixed seating + 630 sf interior/ prior approval exterior	102"/.2 = 510	seating layout / floor area
6/9/2003	Red Lobster	4502		East Towne Blvd.	243	3 women, 4 men	450	243	720	Seating for 243
8/13/2018	Portillo's	4505		East Towne Blvd.	286	4 women, 2 men, 2 urinals	300	multiply types of seating 286	188"/.2=940	requested 286
7/29/2003	Outback Steakhouse	4520		East Towne Blvd.	276	3 women, 2 men, 2 urinals	300	276	973	sq.ft. & seating
1/10/2020	Jersey Mike's Subs	4704		East Towne Blvd.	42	1 women, 1 men	150	32 seats, 49 sf queue / 7 = 7, 3 in kitchen	68"/.2=340	seating and queue area
10/15/2019	Mission BBQ	4708		East Towne Blvd.	144, 102 inside & 42 outside	1 women, 1 men	150	Seating at 94 seats inside 42 outside	108/.2=540	seating
10/28/2008	BD's Mongolian Grill	4722		East Towne Blvd.	178 inside, 24 outside	2 women, 2 men, 1 urinal	300	at tables 1233 sf / 128 seats = 9.6 sf per person	272/.15 = 1813	seating
10/9/2023	Thrill Factory	131		East Towne Mall	750	6 women, 2 men, 2 urinals, one family				See chart

Restaurant Tavern Occupancy

Date	Business Name	No.	Dir.	St. Name	Capacity	# of Toilets	Toilet Cap.	Sq. Ft./# Persons	Door Width/# Persons	Reason
6/10/2024	Korill Hut	232		East Towne Mall	170	3 women, 2 men and 2 urinals	450	157 fixed seats; 20 feet bar / 1.5 = 13	80/.2=400	seating
5/14/2008	Buffalo Wild Wings	240		East Towne Mall	435 inside, 56 outside	4 women, 2 men, 2 urinals	600		102/.15 = 680	floor area
4/10/2024	Kutty Leaf South Indian Café	5538		Eastpark Blvd	49	2 unisex	150	745 sf / 15 = 49	single exit = 49	floor area and single exit
10/11/2013	BP C-store/Subway	5551		Eastpark Blvd	144	3 women, 1 men, 2 urinals	300	based on mercantile and assembly seating and sq.ft max 144 people	72"/.2=360	square footage and seating layout.
6/1/1994	Happy Wok	17		Eastpark Ct	150	3 women, 1 men, 2 urinal, 1 unisex	150	1320 sq. ft. + 24 outdoor seats	144"/50 = 288	toilets
12/23/2016	Dunkin' Donuts	1401		Emil St.	15 in dining area	1 women, 1 men	150	207/15 = 13	34"/.2 = 170 1 exit = 50	seating layout
5/28/2013	Firehouse Subs	1403		Emil St.	49	1 women, 1 men	150	723 / 15 = 48 in dining	68"/.2 = 340	Floor area and requested cap.
7/31/2014	Licari's	1405		Emil St.	80	1women, 1men, 1urinal	80	1034 sqft inside plus bar 81. max 72 outside	108"/.2=540	Toilet rooms
2/11/2005	Dejope Bingo	4002		Evan Acres Rd	2508	36 women, 14 men, 16 urinals	2508	2760 based on several uses see plan	792"/.2 = 3960	Toilets
3/9/1995	Damon's Restaurant	8050		Excelsior Dr.	360	6 women, 3 men, 4 urinals	470	5800 sq. ft. = 580	180" = 360	Doors
6/16/2020	Brothers Three	614	N	Fair Oaks Ave	99	1 women, 1 men & 1urinal	150	880 sqft. / 15=58. plus 22 at the bar. Total 80	72"/.2=360	Sprinklers
1/16/2020	Wine and Design	167	S	Fair Oaks Ave	45	2 single fixture toilet rooms	80	1005 sq.ft.=67	144"/.2=720	Seating
1/11/2021	Blind Shot Social Club	177	S	Fair Oaks Ave	194	3 single fixture toilet rooms	234		140"/.2=700	Seating
1/8/2018	Faded Kitchen	1738		Fordem Ave	99	1 men, 1 women	150	1500 sq.ft./15=100	72"/.2=360	no sprinklers

Restaurant Tavern Occupancy

Date	Business Name	No.	Dir.	St. Name	Capacity	# of Toilets	Toilet Cap.	Sq. Ft./# Persons	Door Width/# Persons	Reason
2/25/2022	Holiday Inn restaurant	1109		Fourier Dr	176 indoor, 24 outdoor	5 women, 3 men, 2 urinals	750		172"/.2= 860	Seating layout and requested load
11/22/2017	El Sabor de Puebla	305	N	Fourth St	36 indoor, 12 outdoor	1 women, 1 men shared with 2202 E Johnson St	150	Indoor: 370 sf / 15 = 24 Outdoor: 186 sf / 15 = 12	1 exit = 49	seating layout indoor, floor area outdoor
10/6/2009	Nitty Gritty	223	N	Frances St.	375	8 women, 3 men, 5 urinals	402	430	108/.15=720	ALRC
4/19/2017	Strings Ramen	311	N	Frances St.	75	1 men, 1 women	150	46 in fixed seating, 300 sf queue area / 5 = 60	68"/.2 = 340	Requested occupant load by Architect
5/30/2003	Dotty Dumpling's Dowry	317	N	Frances St.	118	2 women, 1 men, 1 urinal	300	113 patrons, 5 employees	76"/.2 = 506	Seating layout
10/24/2016	Ian's Pizza LLC	319	N	Frances St.	49	1women, 1 men	150	690 sqft = 69	one exit	one exit
5/30/2024	Jay's Bar	406	N	Frances St.	99	2 women, 1 men, 2 urinal	160	Booths: 48 ft/2 = 24 + 15 fixed seats; Bar: 59 ft/1.5 = 39; Tables: 469 sf/15 = 31	74"/.2 = 370	non-sprinklered bldg
10/18/2011	Porta Bella	425	N	Frances St.	449	5 women, 3 men, and 5 urinals	600	5076 sq ft = 450	108"/.2 = 540	requested occupancy & square footage.
5/4/2015	Goodness Juice Bar & Compa	431	N	Frances St.	204 total, 26 on Goodness mezzanine, 36 on Compa mezzanine, 57 in Godness first floor, 85 in Compa first floor	1 women, 1 men, 2 unisex	300		Goodness mezzanine 36" stair/.3 = 120, Compa Mezzanine 48" stair / .3 = 160, first floor 210/ .2 = 1,050	seating layout, floor area, requested load

Restaurant Tavern Occupancy

Date	Business Name	No.	Dir.	St. Name	Capacity	# of Toilets	Toilet Cap.	Sq. Ft./# Persons	Door Width/# Persons	Reason
11/21/2023	Frances Street Market	438	N	Frances St.	7 indoor, 19 outdoor	1 women, 1 men shared		288 sf outdoor / 15 = 19	single exit for outdoor = 49	Previous approval for indoor, floor area for outdoor
8/17/2023	Comfort Fuel	439	N	Frances St.	49 in dining, queue, and kitchen	1 women, 1 men	150		68/.2 = 340	Seating Layout and floor area
8/14/2008	Tilted Kilt	420		Gammon Pl	199	3 women, 2 men, 2 urinals	320	201	1080	sq.ft. & seating
10/14/2014	Freshii	422		Gammon Pl	99	1 women, 1men	150	1560/15=105	108/.2=540	Seating & no sprinklers
2/7/1994	Panda Express	434		Gammon pl	50	1 women, 1 men	50	1480 sq. ft. =148	108"/50=216	Toilets
4/12/2021	Jersey Mike's Subs	434		Gammon Pl #3	43 indoor, 12 outdoor	1 women, 1 men	150	483 sf dining / 15 = 32; 78 sf queue / 7 = 11; 166 sf outdoor / 15 = 11	34" / .2 = 170; 1 exit = 49	requested capacity and seating layout
10/10/2023	Starbucks	434		Gammon Pl #5	40 indoor, 13 outdoor	1 women, 1 men	150	Indoor: 380 sf seats / 15 = 25, queue 78 sf / 5 = 15. Outdoor: 200 sf/15 = 13	68/.2 = 340	Floor area
8/18/2023	Mooyah	402	S	Gammon Rd	66 in dining	1 women, 1 men	150	54 fixed seats, 60 sf queue/ 5 = 12	102"/.2 = 510	seating layout and queue area
7/6/2009	Longhorn Steakhouse	418	S	Gammon Rd.	292 total, 281 dining and waiting	3 women, 1 men, 2 urinals	300		104"/.15 = 693	requested capacity
8/23/2022	Chick-fil-A	430	S	Gammon Rd.	136	2 women, 1 men, 1 urinal	300	110 fixed seats, queue 130 sf/5=26	108"/.2=540	Seating and square footage
8/13/2024	Purple Door Ice Cream	702	S	Gammon Rd.	15	1 unisex	15	354 sf tables / 15 = 23	1 exit = 49	toilets
5/12/2017	Chaat Café	705	S	Gammon Rd.	41	1 women, 1 men	150	621 sf / 15 = 41	68/.2=340	floor area

Restaurant Tavern Occupancy

Date	Business Name	No.	Dir.	St. Name	Capacity	# of Toilets	Toilet Cap.	Sq. Ft./# Persons	Door Width/# Persons	Reason
6/22/2021	Wing Stop	708	S	Gammon Rd.	49	1 women, 1 men	150	404/7=57	36"/.2=180	Seats
4/9/2013	PC Kitchen	724	S	Gammon Rd.	99	2 women, 1 man, 1 urinal	300	Fixed seats & tables 99	72"/.2=360	seating
9/27/2023	Dunkin' Donuts	739	S	Gammon Rd.	32 in dining	1 men, 1 women	150	32 fixed seats	1 exit = 49	Seating Layout
2/20/2018	Two Sisters Bakery & Café	701	S	Gammon Rd. #106	15	1 unisex	15	190 sf / 15 = 12	68"/.2=340	toilets
8/7/2024	Zavala's Market	805	S	Gammon Rd	68 in dining area	3 unisex shared with grocery	221 in dining	27 ft bar/1.5 = 18; 750 sf seating / 15 = 50	86"/.2=430	bar length and floor area. No sprinkler
7/20/2020	Garver Events	3241		Garver Green	904 total, 56 in private event space	10 women, 6 men, 4 urinals	shared toilet facilities	Public space: 12,590 sf / 15 = 839, bar 37ft/1.5 = 24 private space: 543 sf/15 = 36, bar 30 ft/1.5 = 20	222"/.2=1,110	Requested total occupant load / floor area and bar length for private area
3/4/2019	Ian's Pizza	3241		Garver Green	67	1 men, 1 women	150	879 sf / 15 = 67	144"/.2=720	Square footage
4/12/2019	Surya Café	3241		Garver Green #115	49	Shared in common area	49	750 sf / 15 = 49	72"/.2=360	Square footage and seating layout shown by the Arch.
4/1/2022	Chocolate Shoppe	6079		Gemini Dr	47	2 unisex	150	Seating: 16' bar / 18" = 10. Tables 390 sf / 15 = 26. Bench 11'-5" / 24" = 5. Que 30 sf / 5 = 6.	102"/.15=680	seating layout
10/16/2019	Twisted Grounds Coffe Shop	6067		Gemini Dr.	88	1 men, 1 women	150	Seating: 700 sf / 15 = 46. Queue: 200 sf / 5 = 40. 2 in kitchen area	104"/.2=520	floor area
3/8/2007	Samba Brazilian Steakhouse	240	W	Gilman St.	517 total, 425 indoor dining and waiting, 42 outdoor dining	5 women, 3 men, 2 urinal	750	see worksheet	see worksheet	Square footage and outdoor seating layout

Restaurant Tavern Occupancy

Date	Business Name	No.	Dir.	St. Name	Capacity	# of Toilets	Toilet Cap.	Sq. Ft./# Persons	Door Width/# Persons	Reason
8/24/2007	DP Dough	244	W	Gilman St.	45	1 women, 1 men	150	500	136/.2 = 680	requested capacity
1/19/1994	Paul's Pel'meni	414	W	Gilman St.	80	1 women, 1 men, 1 urinal	80	909 sq. ft. = 90	112"/50 = 224	Toilets
9/24/2009	Blue Velvet Lounge	430	W	Gilman St.	99	3 women, 1 men, 2 urinals	160	second floor 28 seats + 815 sf / 5 = 191. first floor 47 seats + 315 sf / 5 =	second floor 93" of stairs / .2 = 465 first	Alcohol License
6/22/2000	Laundry 101	437	W	Gilman St.	99	2 women, 1 men, 1 urinal			72"	Fire separation
11/14/2014	Weiner Shop	447	W	Gilman St.	8 at counter 9 in queue	1 unisex	50 (mercantile)		68/.2=340	floor area
10/4/2017	Cheba Hut	453	W	Gilman St.	82 total: 54 inside, 28 on deck	2 women, 1 men, 1 urinal	300	Sqft. = 71	72"/.02=300	Seating lay out inside, square feet of deck
2/9/1996	Lava Lounge	461	W	Gilman St.	80	1 women, 1 men	80	832 sq. ft. = 83	82"/50 = 160	Toilets
8/19/2022	Diamond's Café	260	W	Gilman St.	15	1 unisex	15	320 / 15 = 21	32"/.2 = 160 - single exit = 50	toilets
6/5/2018	Funk Factory Taphouse	1602		Gilson St.	80	1 women, 1 men	80	20ft bar/ 1.5 = 13; 6 fixed seats; 371 sf tables / 15 = 24	68/.2=680	Toilets
7/7/2011	A J Bombers	201	W	Gorham St	133 in restaurant, 18 in takeout	3 women, 1 men, 2 urinal	300		144"/.15 = 960	seating layout & requested capacity
9/22/2022	Eat Xpress	203	W	Gorham St	15	1 unisex	15	540 / 15 = 36	1 exit = 49	toilets
4/18/2024	Red Rock Saloon	222	W	Gorham St	450 total. 354 in first floor bar and dining area, 74 in second floor bar and dining area	6 women, 3 men, 4 urinals	900		133"/.2 = 665	seating layout, floor area, & requested capacity
6/14/2004	Dancing Grounds Coffee Co	315	W	Gorham St	50	Common toilets		750/15 = 50	90/.2 = 450	Floor area
5/20/2011	Chasers	319	W	Gorham St	224	3 women, 2 men and 2 urinals	240		68/.2 = 340	ALRC

Restaurant Tavern Occupancy

Date	Business Name	No.	Dir.	St. Name	Capacity	# of Toilets	Toilet Cap.	Sq. Ft./# Persons	Door Width/# Persons	Reason
2/7/2024	Roxy I and Roxxy II	327	W	Gorham St	Roxy I - 119 Roxy II - 293 with tables stored, 251 with tables out	Roxy I - 3 women, 2 men, 1 urinal Roxy II - 4 women, 2 men, 3 urinals	Roxy I - 240 Roxy II - 320	Roxy I - 1,208 sf tables / 15 = 80; 19 ft bar / 1.5 = 12; 168 sf standing / 5 = 33 Roxy II - 825 tables / 15 = 55; fixed seats = 17; dance floor 1114 / 5 = 222; bar 31 / 1.5 = 20	Roxy I 100.5/.15 = 670 Roxy II 167.5/.15 = 1,116	Requested occupant loads
8/14/2017	Danny's	328	W	Gorham St	315	5 women, 2 men, 3 urinals	320		second floor: 2 doors of 34 + stair of 48 = 693, first floor: 108" doors = 720	requested
12/7/2021	Chasers 2.0	408	W	Gorham St	356 total interior, 34 on patio // mezzanine 49, rooftop terrace 49, third floor main level interior 51, second floor 113, first floor interior 83, basement 11	6 women, 3 men, 5 urinals, 1 unisex employee	900 patrons		With open stair on second and third floors, occupancy cannot be increased	floor area and fixed seating
12/23/2002	Fiesta Mexicana	437	W	Gorham St	68	1 women, 1 men	150	1,029/15 = 68	72/.2 = 360	Square Footage
2/21/1994	Chi Chi's	414		Grand Canyon Dr.	400	5 women, 3 men, 2 urinals	400	4208 sq. ft. = 420	228"/50 = 456	Exit width
12/16/2019	Chuck E Cheese	438		Grand Canyon Dr.	548	5 women, 2 men, 2 urinals	600	351 seats, 3,175 sf net game area/15 = 211	176/.2=880	requested occupant load

Restaurant Tavern Occupancy

Date	Business Name	No.	Dir.	St. Name	Capacity	# of Toilets	Toilet Cap.	Sq. Ft./# Persons	Door Width/# Persons	Reason
2/8/2017	Pizza Di Roma	439		Grand Canyon Dr.	210 total; 178 indoor, 32 outdoor	3 women, 2 men, 3 urinals	450	see worksheet	130"/.2 = 650	Prior owner's request to reduce total occupancy to 210 based on usable sqft and seating.
4/9/2003	Schwoegler's	444		Grand Canyon Dr.	1307	10 women, 4 men, 6 urinals				Capacity worksheet
5/15/2018	China Buffet	518		Grand Canyon Dr.	253	5 women, 2 men, 3 urinal	750		144"/.2 = 720	requested capacity
12/11/2015	Ultrazone banquet room	680		Grand Canyon Dr. #2	63	space; 1 women, 1 men shared		930 sf / 15 = 62 + 1 in kitchenette	34"/.2 = 170 at door; 48"/.3 = 160 at stair; total = 330	floor area
6/25/2024	Paco's Tacos (nightclub)	1331		Greenway Cross	160	2 women, 1men, 1 urinal	160	2168 sf tables/ 15 = 144; 400 sf dance floor/5 = 80	99"/.2 = 495	toilets
7/7/2023	Draper Chop House	101	N	Hamilton St	First floor dining 39, second floor dining 44	1 women, 1 men	150	first floor bar: 28 ft / 1.5 = 18, tables 400 sf / 15 = 26; Second floor tables: 685 sf / 15 = 45	Second floor: 1 exit = 49; first floor: 102"/.2 = 510	Seating layout & requested capacity
6/1/2022	Hook and Fade	113	S	Hamilton St	125	1 women, 1 men	130	Misc. types of seating total 125. Reg. seating 49, bar seating 8, sims and viewing areas 67	108"/.2=540	bathrooms
5/5/2017	Canteen	111	S	Hamilton St	55	1 women, 1 men	150	1000 sqft./15=66	76"/.2=380	seating & sqft.
4/26/2001	Hawks Landing Club House	88		Hawks Landing	374					Square footage this incl. Deck
8/3/2010	House of Brews	4539		Helgesen Dr	12	Unisex toilet	15	322 = 21	36/.2=180	Seating and uni- sex toilet room
12/3/1993	Sotto's	303	N	Henry St.	240	3 women, 2 men, 2 urinals	240	2880 sq. ft. = 288	224"/40 = 560	Toilets
6/21/1999	Chimima	309	N	Henry St.	15	1 toilet			36"	One toilet
3/9/1994	Plaza Tavern & Grill	319	N	Henry St.	160	2 women, 1 men, 1 urinal	160	2093 sq. ft. = 209	74"/40 = 185	Toilets

Restaurant Tavern Occupancy

Date	Business Name	No.	Dir.	St. Name	Capacity	# of Toilets	Toilet Cap.	Sq. Ft./# Persons	Door Width/# Persons	Reason
10/2/2009	Capitol Lakes dining room	110	S	Henry St.	193			1930 sq ft / 10 = 193		floor area
4/4/2018	Pizza Hut	5235		High Crossing Blvd	28 in dining room	1 women, 1 men	150	315/15 = 21	34/.2 = 170	seating layout
2/25/2016	Mr. Brews Taphouse	5271		High Crossing Blvd	89 interior, 32 exterior	2 women, 1 men, 2 urinals	300	33' of bar, 1,017 sf indoor seating, 32 outdoor deats shown	104"/.2 = 520	Bar length, floor area, outdoor
6/30/2000	Pooley's	5441		High Crossing Blvd	300		300		180" = 360	toilets
11/7/2011	Swagat Indian Cuisine	707	N	High Point Rd	164 total: 115 south	2 women, 1 men, 1 urinal, 1	375	1725 dining(south) = 115. 735 dining (north) = 49	136"/.2 = 680	square feet. New north dining area
3/4/2010	TNT's	729	N	High Point Rd	37	1women, 1 men	150	565 / 15 = 37	68 / .2 = 340	square feet
8/20/2008	Oliva	745	N	High Point Rd	37	1 women, 1 men	150	550 / 15 = 37	68"/.2 = 340	floor area
9/10/2009	Oliva	751	N	High Point Rd	131	2 women, 1 men, 2 urinals	300	1970 / 15 = 131	108"/.15 = 720	floor area
4/15/2015	Café Hollander	701		Hilldale Way	505 total; 228 first	6 women, 3 men, 4 urinals	900		first floor 110"/.2 = 550 rooftop 68"/.2 =	floor area and fixed seating for
12/13/2018	Forage Kitchen	715		Hilldale Way	72	1 women, 1 men	150		70"/.2 = 170	Seating layout, floor area
7/6/2015	Bowl of Heaven	717		Hilldale Way	15	1 unisex	15	316 / 15 = 21	34" / .2 = 170	toilet
5/14/2018	Crescendo Espresso Bar	719		Hilldale Way	49	1 women, 1 men	150	666/15 = 44	70"/.2 = 350 1 exit = 49	exits
6/8/2010	Target Food Avenue	750		Hilldale Way	72			1092 / 15 = 72		floor area

Restaurant Tavern Occupancy

Date	Business Name	No.	Dir.	St. Name	Capacity	# of Toilets	Toilet Cap.	Sq. Ft./# Persons	Door Width/# Persons	Reason
7/20/2023	Look Mom No Hands	4000		International Ln	51 in dining area			27ft bar / 1.5 = 18; 60 ft benches / 2 = 30; 189 sf tables / 15 = 12		Requested occupant load
10/17/1967	Elks Club	711		Jenifer St	Upstairs: 437 total; 107 in bar room, 198 in dining area, 132 in dance/check room. Downstairs: 440					Per state approval letter
8/30/2018	Cowboy Jacks	1262		John Q Hammons Dr	313 interior and 241	7 women, 3 men, 5 urinals	760	indoor seating shown + floor area = 335	206"/.2 = 1,030	Alcohol License / no sprinkler / area
3/5/2012	Underground Kitchen	708	E	Johnson St	40	1 women, 1 men	150	408 sqft. = 40	36"/.2 = 180	square footage & seating layout
12/5/2023	Public Parking	709	E	Johnson St	86	4 unisex	160	Bar 48'/1.5 = 32; tables 580 sf / 15 = 38; fixed = 14	68"/.2 = 340	seating and floor area
11/27/2018	The Shop	811	E	Johnson St	80	1 women, 1 men	80		68"/.2 = 340	Toilets (NOTE: no sprinkler)
7/1/2015	Robin Room	821	E	Johnson St	46	1 women, 1 men	80		38"/.2= 190	floor area and seating layout
8/30/2016	Zenko	823	E	Johnson St	used for assembly	1 unisex	15			unisex toilet
5/15/2019	Johnson Public House	824	E	Johnson St	49	1 women, 1 men	150	fixed seating	1 exit = 49	one exit and seating layout
6/7/2013	The Spot	827	E	Johnson St	48	1 women, 1 men	80	650 sqft. =48	72"/.2=360	square footage & seating layout
6/7/2021	Johnson Public House	908	E	Johnson St	49	1 men, 1 women	80	Fixed seating = 29, bar: 12 ft/1.5 = 8, tables: 260 sf/15 = 17	68"/.2=340	To remain B occupany
7/31/2024	Molten Monkey	912	E	Johnson St	21	2 unisex	150	17 ft bar / 1.5 = 11; 150 sf tables / 15 = 10	single exit = 49	bar length and floor area

Restaurant Tavern Occupancy

Date	Business Name	No.	Dir.	St. Name	Capacity	# of Toilets	Toilet Cap.	Sq. Ft./# Persons	Door Width/# Persons	Reason
6/2/2011	Milio's	2202	E	Johnson St	24 indoor, 13 outdoor	1 women, 1 men shared with 305 N 4th st	150	(3) 4 person tables + 60 sf queue / 5 sf/ person = 24	1 exit = 49	Seating Layout and floor area
2/26/2015	Mr Brews Taphouse	305	W	Johnson St	121	2 women, 1 men, 2 urinals	160	Bar/dining 1555 sqft./15=104, Patio 245 sqft./15=17	108"/.2=540	Square footage
1/30/2015	Estrellon	313	W	Johnson St	205	2 women, 1 men, 1 urinal	300	2895 sqft/15=193 plus 12 bar seats= 205	108"/.2=540	Square footage and seating
8/15/2013	W. Johnson St. Restaurant	444	W	Johnson St	113	1 women, 1 men	150	1846/15 = 123	72"/.2=360	seating and requested capacity
1/21/2014	Short Stack Eatery	301	W	Johnson St.	99	2 women, 1 men, 1 urinal	300	1500 sqft. / 15 = 100	72"/.2=360	sprinklers, sqft. & seating
12/10/2002	Le Chardonnay	320	W	Johnson St.	64	1 women, 1 men	80		72/.3 = 240	floor area
12/9/2013	Red Rock Saloon	322	W	Johnson St.	100 outdoor	7 women, 3 men, 4 urinal	836	327 seats are shown	170"/.2 = 850	requested capacity
11/28/2001	Edwardo's	454	W	Johnson St.	180	3 women, 2 men, 2 urinals	180	1840 sq. ft. = 184	216"/50 = 432	Increase
11/9/2007	The Field Pass	702	W	Johnson St.	800	8 women, 4 men, 4 urinals	1200	19,925 sq. ft. = 1328	180"/.15 = 1200	Seating Layout
7/18/2013	China Star	515		Junction Rd	50	1 women, 1 men	150	987 sq ft = 65	72"/.2=360	seating
	Rozino's Pizza	515		Junction Rd	98	2 women, 1 men, 1 urinal	100	1200 sq. ft. = 120	72"/50 = 144	Seating Layout
6/27/2007	Envino	601		Junction Rd	204	1 men, 2 women, 1 urinal	300	204		square footage
7/23/2020	Mooyah	605		Junction Rd	96	1 men, 1 women	150	1500/15=100	108"/.2=540	square footage, seating layout, and architect.
4/4/2023	K-Peppers	601 #2		Junction Rd	49	2 unisex	150	Total indoor dining = 46. Plus 3 staff = 49 total occupants	1 exit = 49	single exit from dining

Restaurant Tavern Occupancy

Date	Business Name	No.	Dir.	St. Name	Capacity	# of Toilets	Toilet Cap.	Sq. Ft./# Persons	Door Width/# Persons	Reason
9/15/2022	Caspian Grill	610		Junction Rd #101	300	2 women, 1 men, 1 urinal	300	2,100 / 7 = 300	68/.15 = 453	maximum sq. ft. density, toilets
12/14/2016	Sergio's	610		Junction Rd #105	49	1 men, 1 women	150	tables 589/15 = 39 + bar 17/1.5 = 11	34 / .15 = 226. one door = 49	single exit
10/18/2013	Brews Brothers Pub II	610		Junction Rd #107	80 indoor, 15 outdoor	1 women, 1 men, 2 urinals	150	58 ft bar / 1.5 = 38 630 sf / 15 = 42. 226 sf outdoor / 15 = 15	68 / .2 = 340	bar length and floor area
6/21/2010	Pho Nam	610		Junction Rd #109	98	1 men, 1 women	150	583/15=39 & 415/7=59: total 98	108/.2=540	floor area
8/31/2021	Beneblends	558		Junction Rd.	15	1 unisex	15		1 exit = 49	toilets
1/19/2023	Just Love Coffee	570		Junction Rd.	dining, 24 patio	2 unisex	150	877 indoor / 15 = 58; 357 outdoor / 15 = 24	68"/.2 = 340	Floor area
9/7/2004	Latte Da Espresso	858		Jupiter Dr	48	1 men, 1 women	150		166"/.15 = 1106	Seating Layout and floor area
6/3/2011	Great Dane Pub & Brewing Co.	876		Jupiter Dr	410	3 women, 2men, 2 urinals	450	4861 sq. ft. = 324	88"/.2 = 440	Seating layout & floor area
1/4/2016	Lucille	101		King St.	227 in dining, 13 in kitchens	3 women, 2 men, 2 urinals	450	see plan in imaging	see plan	Seating layout & floor area
7/20/2011	Tipsy Cow	102		King St.	84 inside & 34 outside	1 women, 1 men	150	118	72"/.2 = 360	Seating layout and square
9/14/2016	Morris Ramen	106		King St.	40	1 women, 1 men	150		70/.2=350	Square feet and seating layout
4/25/2018	Ancora Coffee	107		King St.	78	4 women, 6 men	300		128"/.2=640	arch. Requested
11/23/2016	Muramoto	108		King St.	59	1 women, 1 men	150	620 sqft/15=41 plus 13 bar seats total 54	108"/.2=540	Sqft., seating and requested occupancy by Arch.
4/2/2020	Young Blood Brewery	112		King St.	132	1 women, 1 men	150	see plan in imaging	76"/.2=380	floor area and seating

Restaurant Tavern Occupancy

Date	Business Name	No.	Dir.	St. Name	Capacity	# of Toilets	Toilet Cap.	Sq. Ft./# Persons	Door Width/# Persons	Reason
1/19/2011	Woof's	114		King St.	80	1 women, 1 men, 1 urinal	80	720/.2 = 360	110 based on seating and sqft.	Toilets
7/27/2007	Majestic Theater	115		King St.	600 / 375 / 350	6 women, 3 men, 4 urinals	780 / 480			Submitted capacity sheets and ALRC
8/28/2019	D'Vino	116		King St.	99	1 women, 1 men, 1 urinal, 1 unisex		2,000 sq. ft.	72" = 144	Sprinklers
4/2/2008	Madison's	119		King St.	216	4 women, 2 men, 2 urinals & 1 Unisex	340	2595 sqft. = 350	144" / .2 = 720	ALRC
12/19/2003	Natt Spiel	211		King St.	50 (per owner)	1 women, 1 men	150	830 sq. ft./10 = 83	72"/.2 = 360	seating layout
2/8/2002	King St. Cafe	223		King St.	15	1 women, 1 men	15	247 sq. ft. = 25	82"/50 = 164	Toilets
3/4/2008	Restaurant Muramoto	225		King St.	93 inside, 20 outside	2 women, 1 men, 1 urinal	300	820 sf = 54, 73 lf = 48, 300 sf outside = 20	136"/.2 = 680	Seating Layout and floor area
5/6/2020	Plain Spoke	110		King St. #205	99 (47 in private room)	1 women, 1 men	150	private room: 717 sf/15 = 47; Bar 42'/1.5 = 28; tables 223 sf / 15 = 14; booth 29'/2= 14 - total = 103	68"/.2 = 340	requested capacity
9/25/2012	Karben4 Brewery	3698		Kinsman Blvd.	99 inside, 48 outside	2 women, 1 men, 1 urinal	160		114"/.2 = 570	Seating layout, floor area of patio & ALRC
8/30/2004	Cranberry Creek Café	1501		Lake Point Dr.	210 + 11 in kitchen and office	2 women, 1 men, 1 urinal	300		104"/.15 = 693	seating and floor area
4/6/1994	Play Pen	519	N	Lake St.	160	2 women, 1 men, 1 urinal	80	1237 sq. ft. = 434	82"/50 = 434	Toilets
9/18/2019	Kollege Klub	529	N	Lake St.	400	5 women, 2 men, 3 urinals	400	558	174"/.3=580	Toilets
1/23/2023	Tricky Foods	121	E	Lakeside St.	38 inside, 35 outside	2 unisex	150	inside: 280 sf dining / 15 = 18; 104 sf queue / 5 = 20. Outside: 525 sf / 15 = 35	102"/.2 = 510	floor area
2/4/1998	Kennedy Manor	1		Langdon St.	80	1 women, 1 men, 1 urinal	80	1472 sq. ft. = 147	96"/40 = 240	Toilets

Restaurant Tavern Occupancy

Date	Business Name	No.	Dir.	St. Name	Capacity	# of Toilets	Toilet Cap.	Sq. Ft./# Persons	Door Width/# Persons	Reason
1/20/2015	The Graduate Campus Inn	601		Langdon St.	50 - 1st floor lounge; 22 - street level outdoor seating; 30 - 7th floor bar area; 46 - 7th floor meeting room; 49 - 7th floor outdoor terrace	1st floor - 2 women, 1 men, 1 urinal; 7th floor - 1 men, 1 women	1st floor - 4 x 40 = 160; 7th floor 2 x 75 = 150	15 sq ft per person	1st floor 214" / .2 = 1070; 7th floor - stairs 92" / .3 = 306	Floor area
1/11/2023	Java Cat	4221		Lien Rd.	48	2 unisex	80	1134 / 15 = 75	72"/.2 = 360	Seating layout and too many stories for A occupancy
5/20/2013	The Journey	4325		Lien Rd.	221	5 women, 2 men, 3 urinals	600	2601 sf	180"/.2 = 900	Actual seating shown on plan
2/22/2023	Door Creek Park Shelter	7035		Littlemore Dr	40 in outdoor seating area; 109 inside with tables; 234 inside with chairs; 299 inside with no furniture	3 women, 1 men, 2 urinals, 1 unisex	525	605 outdoor / 15 = 40; 1,644 indoor / 15 = 109, /7 = 234	140/.2 = 700	Floor area and maximum requested occupant load
5/20/2022	Sylvee	25	S	Livingston St	entire venue: 2928. Mezzanine level: 126					because Alan (and Mike?) said so

Restaurant Tavern Occupancy

Date	Business Name	No.	Dir.	St. Name	Capacity	# of Toilets	Toilet Cap.	Sq. Ft./# Persons	Door Width/# Persons	Reason
5/2/2024	Salvatore's	10	N	Livingston St. #101	86 inside max. 44 seats outside	1 men, 1 women	150	61 ft bar / 1.5 = 40; 26 fixed seats; 360 sf tables / 15 = 24	68" / .2 = 340	requested occupant load
12/29/2016	Divine Orders Catering	2122		Luann Ln #203	49	2 women, 2 men, 1 urinal shared with other tenants		1461 / 15 = 97	one exit	single exit, class of construction, area of building
1/18/2018	Giant Jones Brewery	931	E	Main St #9	49	1 women, 1 men	80	740/15=49	108/.2=540	seating and floor area
3/25/2020	Starbucks	1	E	Main St.	32	1 women, 1 men	150		70"/.15 = 350	requested/ seating
3/13/2015	Tavernakaya	27	E	Main St.	120	2 women, 1 men	150	1,275 SF / 15 = 85 plus 31 ft of bar /1.5 = 20	68" / .2 = 340	seating layout
7/8/2011	Rigby	119	E	Main St.	148	Shared with Argus		based on seated and standing area (2200 sqft.)	72"/.2 = 360	seating layout
6/6/2011	Franciso's Cantina	121	E	Main St.	62	Shared with Argus			68"/.2 = 340	seating layout
7/8/2011	Argus	123	E	Main St.	250	5 women, 3 male. 3 urinals		based on seated and standing area (3180 sqft.)	72"/.2 = 360	seating layout
10/1/2019	The Tinsmith	828	E	Main St.	500 total: 235 in main hall with	4 women, 2 men, 2 urinals, 1 unisex	675	Main hall: 3525/15 = 235. Ceremony: seating for guests + "altar" area. Solarium: 1,035/15 = 69	Main hall: 102"/.2 = 504. Ceremony room: 104/.2 = 520.	2 exits floor areas and sprinklers installed and requested occupancy
3/6/2020	Old Sugar Distillery suite #8	931	E	Main St.	230	7 women, 4 men, 3 urinals	serve full building. 2 women	1637/7=233 event space, 612/15=41+25 seats 66 in bar area total is 299	68/.2 = 340	
5/24/2016	Brocach	7	W	Main St.	155 on first floor 144 on second	5 women, 3 men, 2 urinal	750		117"/.2=585	square footage
2/3/2020	Kickapoo Coffee Roasters	27	W	Main St.	102	1 women, 1 men	150	76 ft booths/2=38; 38 ft bar/1.5 = 25; 360 sf tables/15 = 24; 384 sf retail/60 = 6	68"/.2 = 340	requested occupant load


Restaurant Tavern Occupancy

Date	Business Name	No.	Dir.	St. Name	Capacity	# of Toilets	Toilet Cap.	Sq. Ft./# Persons	Door Width/# Persons	Reason
10/1/2001	Que Sera	111	W	Main St.	280	4 women, 2 men, 2 urinals	280	6,000 sq. ft.	120"/40 = 300	Toilets
11/19/2010	Tornado	115	W	Main St.	275	3 women, 2 men, 2 urinals	450	based on seating and standing area sqft.275	162"/.2 = 810	floor area and seating layout
11/20/2006	Shamrock Bar	117	W	Main St.	120	2 women, 1 men, 1urinal	160	330 sf standing, 810 sf seated	72"/0.3 = 240	floor area
11/18/2010	Paradise	119	W	Main St.	117	2 women, 1 men, 2 urinals	160	based on seating and standing area sqft. 117	80"/.2 = 400	floor area
9/28/2018	Barley Pop Live	121	W	Main St.	118	1 women, 1 men, 1 unisex	120	based on seating and standing area (1269 sqft.)	82"/.2 = 410	occupancy not changing and no
6/11/2012	Echo Tap & Grill	554	W	Main St.	160	2 women, 1 men, 1 urinal	160	149	108"/.2=540	Bathrooms & sqft.
6/25/2014	Main St. Depot	627	W	Main St.	80	1 women, 1 men, 1 urinal	80	1053 sq. ft. = 108	72"/.2=360	Toilets
1/20/2022	El Imperio Mexican Food	3162		Maple Grove Dr	39	1 women, 1 men	150	488 dining / 15 = 32; 11' bar/1.5 = 7	74"/.2 = 370	floor area and bar length
5/4/2017	BelAir Cantina	111		Martin Luther King Blvd	169	3 women, 1 men, 2 urinals	300	107 at booths and banquette, 57 at bar, 277 sf / 15 = 18 open seating. Total = 160	68"/.2 = 340	Requested capacity
6/21/2012	Dlux	117		Martin Luther King Blvd	99	2 women, 1 men, 1 urinal	300	99 fixed seats shown	68/.2 = 340	seating
6/13/2017	Beta Theta Pi (assembly area)	622		Mendota Ct	160	2 women, 1 men, 1 urinal	160	1476 sqft = 295	72"/2 = 360	Toilet fixtures
8/27/2021	Amara	670	N	Midvale Blvd	225 total 149 indoor 76 outdoor	3 women, 1 men, 2 urinals	450	Indoor: 130 fixed seats, 288 sf tables/ 15 = 19 Outdoor: 46 fixed seats, 454 sf tables / 15 = 30	Indoor: 98/.2 = 490 Outdoor: 108/.2 = 540	seating layout and floor area
3/2/2022	Freshfin Poke	542	N	Midvale Blvd	49 in customer area	1 men, 1 women	150	396/15 = 26 + 15 in fixed seating + queue	1 exit = 49	1 exit

Restaurant Tavern Occupancy

Date	Business Name	No.	Dir.	St. Name	Capacity	# of Toilets	Toilet Cap.	Sq. Ft./# Persons	Door Width/# Persons	Reason
5/24/2018	Bartaco	464	N	Midvale Blvd.	137 indoor, 70 outdoor	2 women, 2 men	300		68/.2 = 340 each indoor and outdoor	seating layout
3/22/2016	Dumpling Haus	540	N	Midvale Blvd.	74	1 women, 1 men	150		68/.2 = 340	Requested capacity, seating, and floor area
2/19/2013	Sushi Bar Muramoto	546	N	Midvale Blvd.	143 total; 94 in north dining and bar areas, 49 in south bar and	1 women, 1 men, 1 unisex	225		204/.2= 1,020	Floor area and seating, south area has only 1 exit
8/30/2007	Winestyles	554	N	Midvale Blvd.	37	1 unisex	50	1110 / 30 = 37	96/.2 = 480	square footage
11/25/2019	Shake Shack	558	N	Midvale Blvd.	54 inside, 49 outside	1women, 1 men	150		68/.2 = 340	seating layout
11/22/1994	Cafe Romeo	702	N	Midvale Blvd.	99	2 women, 1 men, 1 urinal	120	920 sq. ft. = 99	108" = 270	Separation
5/15/1998	Game Preserve	736	N	Midvale Blvd.	460	9 women, 5 men, 8 urinals	720	8599 sq. ft. = 860	184"/40 = 460	Exit width
4/12/2006	Fleming's	750	N	Midvale Blvd.	277 inside 34 outside	3 women, 2 men, 1 urinal				floor area
7/19/2016	Divine Orders Catering	1338	N	Midvale Blvd.	92	1 women, 1men, 1 urinal	150	2044/15=136	144/.2=720	Seating layout and lack of
2/14/2006	Ben & Jerry's	702	N	Midvale Blvd.	49	1 unisex and mall		250 sq ft standing = 50 plus 11 seats	104"/.15 = 693	requested capacity
5/29/2012	Luigi's	515	S	Midvale Blvd.	62	1 women, 1 men shared with mercantile tenants	see comment	800 / 15 + 90 / 5 = 71	72"/.15 = 480	floor area and over 50 would require fire barrier or sprinklers.
9/17/2008	Chocolate Shoppe	555	S	Midvale Blvd.	44	1women, 1 men	150	660 / 15 = 44	68"/.2 = 340	floor area
7/21/2022	El Panzon Restaurant	1310	S	Midvale Blvd.	90	1 women, 1 men	150	1,180 sf tables/ 15 = 78; 24 ft counter/1.5 = 16	86"/.2 = 430	requested capacity
8/2/2022	Mr. Mongonadas	1330B	S	Midvale Blvd.	10	Shared unisex		150 / 15 = 10	76"/.2=380	seating area
8/2/2022	Herbalife 24	1330C	S	Midvale Blvd.	15	1 unisex	15	230 / 15 = 15	38"/.2=190	toilet and seating area
10/17/2008	EVP Coffee unit #109	555	S	Midvale Blvd.	42	1 women, 1 men	150	364/15 = 24 plus 18 at counter seating	68"/.2 = 340	Floor Area and seating

Restaurant Tavern Occupancy

Date	Business Name	No.	Dir.	St. Name	Capacity	# of Toilets	Toilet Cap.	Sq. Ft./# Persons	Door Width/# Persons	Reason
12/1/2006	Gotham Bagels	112	E	Mifflin St.	32	1 women, 1 men	150	480/15 = 32	68"/2 = 340	floor area
	Bartell Theater	113	E	Mifflin St.	184	4 women, 3 men, 3 urinals	520	924/5 = 184		square feet
7/31/2000	Mercury Deli	117	E	Mifflin St.	50	1 women, 1men	50	600 sq. ft. = 60	72"/50 = 144	Toilets
4/11/2011	Underground Kitchen	127	E	Mifflin St.	132	2 women, 1men, 1 urinal, 1	225	2,000 sq. ft. / 15 = 132	118" X 100/50 = 236	Square footage
1/24/2013	Fox & Bird Restaurant	131	E	Mifflin St.	107	1 women, 1 men	150	1486 sq. ft. /15 = 100 plus 7 staff	 72"/2 = 540	Square footage and seating
4/26/2019	Breese Stevens Field	917	E	Mifflin St.	5,000	Public: 49 women, 15 men, 9 urinals	5,040		see plan	Requested capacity and toilets
1/6/2016	Field Table suite #110	10	W	Mifflin St.	150	1 women, 1 men	150	71 at counters and booths, 24 in chairs at booths, 15 at tables, 22 in private dining, remainder in queue for deli	72"/.2=360	bathrooms
11/23/1994	Ten West	10	W	Mifflin St.	181	4 women, 2 men, 3 urinals	240	1814 sq. ft. = 181	100" = 200	Square footage
12/1/2023	Rare Steakhouse	14	W	Mifflin St.	278	2 women, 2 men, 1 employee	300		104/.2=520	floor area, fixed seating, and bar length
3/11/2013	Coopers Tavern	20	W	Mifflin St.	194	4 women, 2 men, 2 urinal	320	2341/ 10 = 234	floor. Stair width for 640 on second	Seating Layout
7/10/2012	Ivory Room Piano Bar	116	W	Mifflin St.	176	2 women, 1 men, 1 urinal shared with 115 State St	See letter in imaging	1,300 square feet / 176 persons = 7.4 sqft/person	74/.2 = 370	requested capacity
2/24/1994	Pavlov's Pizza	119	W	Mifflin St.	80	1 women, 1 men	80	836 sq. ft. = 83	76"/50 = 152	Toilets
2/12/2014	Cento	122	W	Mifflin St.	202	2 women, 1 men, 1 urinal	300	3114 sqft. /15 = 207	112"/.2 = 560	Sqft. & seating layout
8/14/2012	Metropolitan Coffee and Wine	329	W	Mifflin St.	77	2 women, 1 men, 1 urinal	160	1883 sq ft	104" / .2 = 520	requested capacity
	Senior Center	330	W	Mifflin St.	476	5 women, 2men, 3 urinal	750	4760 sq ft = 476	252"/.2 = 1260	square footage
4/22/2005	Rev. Jim's	6402		Millpond Rd	160	3 women, 1men, 2 urinals	160	2693 sq.ft. = 179	72"/.2 = 360	Toilet rooms & seating layout

Restaurant Tavern Occupancy

Date	Business Name	No.	Dir.	St. Name	Capacity	# of Toilets	Toilet Cap.	Sq. Ft./# Persons	Door Width/# Persons	Reason
1/12/2011	Hong Kong Café	2	S	Mills St	150	1 women, 1 men	150	86	72"/.2 = 360	toilets
12/15/2022	Spare Time Entertainment	7415		Mineral Point Rd	873	men, 4 urinals, 1 unisex	1525	restaurant/pizza/bar/lounge: 236, main bowling area: 70, VIP bowling:	26'-2"/0.2= 1570	occupant load and square footage
5/1/2019	KFC	7501		Mineral Point Rd	95	1 women, 1men	150	1307/15=87	72/.2=360	Architect spec'd on the plan
4/30/2001	Jimmy Johns	6130		Mineral Point Rd.	50	1 women, 1 men	50	516 sq.ft. = 51	72/50=144	toilets
9/21/2017	Otto's Restaurant & Bar	6405		Mineral Point Rd.	137	1 women, 1 men, 2 unisex	300	ground floor: 260 sf/15 = 17 + 26 lf bar / 1.5 = 17 porch: 687 sf/15 = 45 1st dining: 375 sf / 15 = 25 (27 seats shown) 2nd dining: 515 sf / 15 = 34 (36 seats shown)	Ground floor: 68"/.2 = 340 Porch: 68"/.2 = 340 1st dining: 68"/.2 = 340 2nd dining: 68"/.2 = 340	Floor area and seating layout
6/24/2020	North-South Restaurant annex	6602		Mineral Point Rd.	80	1 men, 1 women	150	1,096/ 15 = 73, 80 seats shown	68"/.2 = 340	seating layout
9/12/2005	Joey's seafood & Grill	6604		Mineral Point Rd.	104	1 women, 1 men, 2 urinals	150	1665 sq. ft. = 111	144"/.15=960	Seating Layout. ALRC Lic. 100 people
8/26/2024	Nano Coffee	6636		Mineral Point Rd.	15	1 unisex	15	852 sf / 15 = 56	1 exit = 49	single toilet
12/28/2006	Panera Bread	6637		Mineral Point Rd.	130 inside, 25 outside	2 women, 1 men, 1 urinal	300	1581 sq ft + 48 ft of booths	100"/.15 = 666	floor and booth area
1/25/1994	Q-doba	6650		Mineral Point Rd.	89	2 women, 1 men, 1 urinal	100	890 sq. ft. = 89	180"/50 = 360	Square Footage
11/1/2021	Ginza	6654		Mineral Point Rd.	388	5 women, 2 men, 3 urinal	577	tables & chairs 1719/15 = 114 standing space 1378/5 = 275 total = 389	194 / .2 = 970	Previously establish capacity. No sprinkler

Restaurant Tavern Occupancy

Date	Business Name	No.	Dir.	St. Name	Capacity	# of Toilets	Toilet Cap.	Sq. Ft./# Persons	Door Width/# Persons	Reason
7/25/2018	Olive Garden	7017		Mineral Point Rd.	320 - 298 in dining and bar areas, 22 in lobby	5 women, 3 men, 3 urinals	750		206"/.2 = 1,030	seating layout
	Noodles & Co.	7050		Mineral Point Rd.	99	2 women, 1 men, 1 urinal	100		72"/50=144	Toilets and fire wall
7/26/2012	Cherry Berry	7062		Mineral Point Rd.	78	1 men, 1 women	150	1160/15 = 78	68/.2 = 340	floor area
8/14/2015	Culvers	7206		Mineral Point Rd.	231	2 women, 1 men, 1 urinal & 1 unisex for employees	300	based on various sqft. per person calcs. 231	108"/.2 = 540	Floor area
1/14/2014	Bonefish Grill	7345		Mineral Point Rd.	366	3 women, 2 men, 2 urinals	450	Multiple types of seating from 5 sqft per person to 15. Total occupant load 366. 58 outside.	210"/.2=1050	Square footage and seating layout.
5/13/2014	Jason's Deli	7349		Mineral Point Rd.	300 - 236 indoor, 64 outdoor	2 women, 1 men, 1 urinal	300	fixed and movable seating	216"/.2=1,080	Total - toilets; split - floor area and seating
4/16/2001	Martin O'Grady's	7436		Mineral Point Rd.	165	3 women, 1 men, 2 urinals		1672 sq. ft.	84"	Square footage
6/5/2024	Teriyaki Madness	7464		Mineral Point Rd.	48 in dining	2 unisex	300	15 ft bar / 1.5 = 15; 21.5 ft banquette / 2 = 10+7fixed seats; 400 sf tables / 15 = 26	68"/.2 = 340	requested occupant load
11/10/2009	Porky Pine Pete's	7475		Mineral Point Rd.	210	2 women, 1 men, 1 urinal	300	2,995 / 15 = 200	68/.15 = 453	floor area
8/22/2013	Toppers Pizza	7850		Mineral Point Rd.	50	1 unisex	15		1 exit = 50	toilets

Restaurant Tavern Occupancy

Date	Business Name	No.	Dir.	St. Name	Capacity	# of Toilets	Toilet Cap.	Sq. Ft./# Persons	Door Width/# Persons	Reason
11/13/2012	Firehouse Subs	7854		Mineral Point Rd.	79	1 women, 1 men	150	1200 sqft/15=80	108/.2=540	seating layout & requested occupancy on plan
8/14/2015	Kang Chen	7475		Mineral Point Rd. #1	60	2 women, 1 men, 1 urinal	300	905 / 15 = 60	72 / .2 = 360	floor area
5/24/2024	Ancora Coffee	3926		Monona Dr	47	1	DSPS approved (with 2021 IBC?)		68/.2 = 340	seating layout
10/13/2017	Lake Edge Seafood Co.	4100		Monona Dr	49 in customer area	1 women, 1 men	150	868 sqft/15 = 57	40"/.2 = 200	single exit
1/17/2023	Muskellounge	4102		Monona Dr	94 in bar/dining fire area, 45 in gaming/kitchen fire area; 20 in outdoor patio, 90 in bar/dining area adjacent to Buckeye Rd.	3 women, 1 men, 2 urinals, 1 unisex	280	Dining: 675 sf/15 = 45, 66 ft bar/1.5 = 44, 5 bar staff. Gaming: 570/15 = 38, 7 in kitchen; patio: 280/ 15 = 18, Indoor Bar/Dining adjacent to Buckeye Rd: 21' bar / 1.5 = 14, 1,350 sf dining / 15 = 90	104"/.2 = 520, section adjacent to Buckeye Rd 68"/.2 = 340	floor area and bar length, seating shown for patio
8/24/2010	Crema Café	4124		Monona Dr	69	1 men, 1women	150	680 / 15 + 120 / 5 = 69	102" / .2 = 510	floor area
8/18/2014	Paradise Island	4552		Monona Dr	15	1 unisex	15	259 / 15 = 17	80" / .2 = 800	toilets
12/22/2009	Vietnamese Rest.	4604		Monona Dr	93	2 women, 1 men, 1 urinal	160		108"/.2=540	seating layout

Restaurant Tavern Occupancy

Date	Business Name	No.	Dir.	St. Name	Capacity	# of Toilets	Toilet Cap.	Sq. Ft./# Persons	Door Width/# Persons	Reason
9/25/2012	Islas del Mar	5696		Monona Dr	90 indoor, 32 outdoor	1 women, 1 men	150	indoor 910 sf table area/ 82 = 11 sf/person, outdoor 466 sf / 32 seats = 14.5 sf/person	85"/.2 = 425	Seating layout
7/20/2004	Stadium Bar & Eatery	1419		Monroe St.	255	3 women, 3 men, 1 unisex	255	582 @ 5 sqft per person	72"/.2 = 360	toilets
5/8/2014	Kwik Trip	1423		Monroe St.	34 in dining area	2 women, 1 men, 2 urinal		510 / 15 = 34	72/.2 = 360	floor area
7/29/2020	Hotel Red (7th floor)	1501		Monroe St.	Event room with tables and chairs - 44; Event	3 women, 1 men, 2 urinals	314 (half bar half other assembly)		Event room - 140/.2=700; bar/lounge - 104/.2=520; outdoor	seating, and floor area
1/14/2015	Hotel Red lounge (The Wise)	1501		Monroe St.	160	3 women, 1 men, 2 urinals, 1 unisex	185	outdoor special event area 830 sf/10 (half seated half standing) = 83; indoor 77 with seats shown and bar length	For indoor lounge, café, and conference rooms: stairs 96"/.3 = 320 + doors 68"/.2 = 340 If front doors are blocked total allowable is 640 through stairs	seating, and floor area
6/8/2018	Freshii	1605		Monroe St.	20	1 women, 1 men	150	Tables 623/15 = 41, bench 18'/2 = 9, 5 fixed seats	1 exit 34/.2 = 170	As per Zoning parking reduction
7/31/2019	Pizza Extreme	1614		Monroe St.	26	1 women, 1 men	150	tables 240sq ft/15 = 16; bar 15'/1.5 = 10	1 exit 34/.2 = 170	floor area and bar length
6/4/2019	Garth's Brew Bar	1726		Monroe St.	78	1 men, 1 women	80	Tables 56, counter 17, employees 5 total 78	72/.2=360	Seating layout and toilets
4/23/2007	Pizza Bruta	1805		Monroe St.	65	1 women, 1 men	150	761 dining, 500 kitchen, 69 waiting	68"/.2 = 340	Square footage
9/23/2013	Barriques	1825		Monroe St.	49	1 women, 1 men	150	654 / 15 =43 and 48 fixed seats	38" door / .2 = 190 + 48 stair / .3 = 160 Total = 350	no sprinkler
6/23/2015	Double S BBQ	1835		Monroe St.	39	1 women, 1 men	150	588 / 15 = 39	1 exit = 49	floor area
8/15/2011	Brocach Irish Pub	1843		Monroe St.	99	1 women, 1 men	150	1541 dining / 15 = 103	68"/.2 = 340	no sprinkler
10/21/2016	Bloom Bake Shop	1851		Monroe St.	49 dining and bakery	1 women, 1 men	150	35 seats shown +14 in queue		one exit

Restaurant Tavern Occupancy

Date	Business Name	No.	Dir.	St. Name	Capacity	# of Toilets	Toilet Cap.	Sq. Ft./# Persons	Door Width/# Persons	Reason
10/11/2022	Bloom Café	1859		Monroe St.	49 total	2 unisex	150	472 sf tables / 15 = 31; 22 ft bench/2 = 11; 12 ft bar / 1.5 = 8	1 exit = 49	Single exit (second exit door swings in)
10/4/2012	Brasserie V	1923		Monroe St.	99	1 women, 1 men	150	797 st tables / 15 = 53 & 106 lf bar / 1.5 = 70 Total = 123	68"/.2 = 340	No sprinkler and seating
6/13/2023	Taberna Tacos & Tequila	1925		Monroe St.	49 patrons in dining	shared with all building		50 ft bar / 1.5 = 33, 505 sf tables/15=33	one exit	one exit
3/13/2017	Infusion Chocolate	2503		Monroe St.	and 6 in remainder of building	1 unisex	mercantile or 15 other	people for 1 toilet = 0.56 toilets required. 0.44 x 15 people for 1 toilet = 6 people in remainder of space	34"/.2 = 170 1 exit = 49	toilet rooms
6/6/2014	Colectiva Coffee	2530		Monroe St.	128	1 women, 1 men	150	1920sqft./15=128	108"/.2=540	Seating & Square footage
	Pasqual's	2534		Monroe St.	120	2 women, 1 men, 2 urinals	120	1380 sq. ft. = 138	156" / 50= 312	Parking 68 people
12/23/2002	Fairchild	2611		Monroe St.	50	1 women, 1 men	150	805/15 = 53	36/.2 = 180	one exit
1/14/2015	restaurant	2616		Monroe St.	72	2 women, 1 men, 1 urinal	300	775 sf dining / 15 = 51; 32 ft bar / 1.5 = 21	68"/.2 = 340	Floor area and bar length
9/2/2016	Roman Candle	2623		Monroe St.	124	1 women, 1 men	150	124 some tables and some bar seats. 114 seats shown	72/.2 = 360	Square Footage & seating
8/9/2016	Everly Restaurant suite #270	2701		Monroe St.	133 in indoor dining, 42 in outdoor	2 women, 1 men, 1 urinal	300		68/.2 = 340	Seating layout and floor area
7/27/2016	Miko Poke suite #250	2701		Monroe St.	82	Shared with Everly	300		72"/.2=480	seating layout and floor area
4/13/2012	Gates & Brovi	3502		Monroe St.	198	2 women, 1 men, 1urinal	300	232	108/.2=540	Seating layout
6/14/1995	Farm Tavern	1701		Moorland Rd.	160	2 women, 1 men, 1 urinal	160	1634 sq. ft. = 163	118"/50 = 236	No increase
11/22/2022	Glass Nickel Pizza	3191		Muir Field Rd.	99	1 women, 1 men	150	1,486 sq. ft / 15 = 99	104"/.2 = 520	No sprinkler, floor area

Restaurant Tavern Occupancy

Date	Business Name	No.	Dir.	St. Name	Capacity	# of Toilets	Toilet Cap.	Sq. Ft./# Persons	Door Width/# Persons	Reason
7/23/2019	Dexter's Pub	301		North St.	240 total, 173 indoor, 67 outdoor	3 women, 2 men, 1 urinal	240		68"/.2 = 340	toilets
4/21/2022	CoLab	557		North St.	80 indoor, 120 outdoor	4 unisex	300	Inside: 52 ft bar / 1.5 = 34, 1265 sf dining / 15 = 84	138"/.2 = 690	Seating layout, requested outdoor occupant load
10/16/2015	Odgen North St. Diner	560		North St.	40	1 women, 1 men	150	fixed seating	68"/.2 = 340	seating layout
4/23/2014	Tip Top Tavern	601		North St.	99	1 women, 1 men	150	760 sqft. = 108	72"/.2=360	Square footage and seating
6/14/2016	North Street Cabaret	610		North St.	99	2 women, 1 men, 1 urinal	160		68"/.2=360	no sprinkler
6/16/2017	Imaginary Factory	1401		Northern Ct	49	1 women, 1 men	80	513/15=34 plus 25 at the bar total 59	36"/.2=180	Maximum load of 49 people based on 1 exit
12/22/2016	State Line Distillery	1413		Northern Ct	160 total; 74 in diplay/tour queue room, 61 in tasting room, remainder in production area	2 women, 1 men, 1 urinal	160	diplay/tour queue room 370 sf/5 = 74; tasting room 690 sf/15 = 46 at tables, 22ft/1.5 = 15 at bar	174"/.2 = 870	toilets
1/25/1994	Moose Club	542		Northport Dr.	300	4 women, 2 men, 2 urinals	300	5104 sq. ft. = 510	252"/50 = 504	Increase
3/9/2009	Culver's	1325		Northport Dr.	99	2 women, 1 men, 1 urinal	300	65 seats in dining, 240 sf / 7 = 34 in line	104 / .2 = 520	seating and floor area
9/5/2024	CocoVaa	10		Odana Ct.	19 inside, 21 outside	2 unisex	142 in dining	indoor - 293 sf / 15 = 19; outdoor - 320 sf / 15 = 21	stairs 102" / .3 = 340	floor area
12/10/2021	Madison Chocolate Company	5521		Odana Rd.	27 indoor, 6 outdoor	2 unisex			1 exit = 50	seating layout

Restaurant Tavern Occupancy

Date	Business Name	No.	Dir.	St. Name	Capacity	# of Toilets	Toilet Cap.	Sq. Ft./# Persons	Door Width/# Persons	Reason
11/13/1997	CJ's	5618		Odana Rd.	180	3 women, 1 men, 2 urinals	180	1712 sq. ft.	145"/40 = 365	Toilets
11/11/1994	Green Room	5618		Odana Rd.	250	3 women, 2 men, 3 urinals		8258 sq. ft.	15'-0	Architect
5/3/2001	Family Garden	6119		Odana Rd.	80	1 women, 1 men	80	1040 sq. ft. = 104	80" = 160	Separation
2/2/1994	India Garden	6119		Odana Rd.	50	1 women, 1 men		1200 sq. ft.	84"	
11/8/2018	Geek Mania	6502		Odana Rd.	299	5 women, 2 men and 3 urinals	650	299	104"/.2=520	Game machine and seating layout. No sprinklers
9/19/2011	Pizza Pit	6628		Odana Rd.	49	1 women, 1 men, 1 urinal	150		68"/.2 = 340	Fire area too large for assembly use
6/3/2003	La Mestiza Mexican Cuisine	6644		Odana Rd.	43	1 women, 1 men	150	650 sq ft/15 = 43	1 exit = 50	Square feet
3/29/2013	Paeteria La Michoacana	6712		Odana Rd.	15 customers	1 unisex, 1 employee unisex	15 customers and 15 employees	672 sf / 15 = 44	34/ .2 = 170, 1 exit = 50	toilets
2/11/2009	Maharaja	6713		Odana Rd.	99	2 women, 1 men, 1 urinal	150	2000 sq. ft. = 133	78" / .2 = 390	Seating
2/5/2014	VIP Chinese	6718		Odana Rd.	248	4 women, 1 men, 3 urinals	300	fixed seats = 72, open dining = 2325/15 = 155, bars = 119/1.5 = 79 TOTAL = 306	206"/.2 = 1,030	requested capacity
5/27/1998	Challenger's Pub	6722		Odana Rd.	240	3 women, 2 men, 2 urinal		2596 sq. ft. = 250		Toilets
7/19/2004	Tres Amigos	6722		Odana Rd.	288	7 women, 3 men, 5 urinals	450	see worksheet	208"/.2 = 1040	floor area
5/22/2012	Saigon Noodle	6754		Odana Rd.	99	1 men, 1 woman	150	1493 sq ft / 15 = 99	102/.2 = 510	Floor area and seating. No sprinkler
6/20/1994	Sa-Bai-Thong	6802		Odana Rd.	99	2 women, 1 men, 1 urinal	100	1110 sq.ft. = 111	72"/50 = 142	Seating Layout

Restaurant Tavern Occupancy

Date	Business Name	No.	Dir.	St. Name	Capacity	# of Toilets	Toilet Cap.	Sq. Ft./# Persons	Door Width/# Persons	Reason
7/25/2006	Melting Pot, The	6816		Odana Rd.	281	2 women, 1 men, 1 urinal	300		128"/.15 = 853	Floor Area and seating
12/21/1994	Big Mama & Uncle Fats	6824		Odana Rd.	166	2 women, 1 men, 2 urinal, 1 unisex	200	1662 sq. ft. = 166	116" = 232	Square footage
8/18/2022	Popeye's Chicken	6831		Odana Rd.	55	1 women, 1 men	150	825 / 15 = 55	68" /.2 = 340	floor area
5/29/2019	Burger King	6909		Odana Rd.	102	1 women, 1 men	150	1530 sf / 15 = 102	104"/.2 = 520	Floor area
6/6/2017	McDonald's	6910		Odana Rd.	118	3 women, 1 men, 2 urinals	300	98 fixed seats; 100 sf queue/5 = 20	102"/.2 = 510	seating layout and floor area
7/7/2023	Los Gemelos store and restaurant	6713		Odana Rd. #9	99 in dining area	1 women, 1 men shared between store and restaurant		48 ft booths/ 2 = 48; 11 ft bar/ 1.5 = 7; 1,971 sf tables / 15 = 131. 94 total seats shown	240"/.2 = 1,200	no sprinkler
5/5/2021	Ohio Tavern	224		Ohio Ave	49 indoor, 22 outdoor	1 women, 1 men	80	Indoor 552/15 +26/1.5 = 54 Outdoor 343 / 15 = 22	68"/.2 = 340	no sprinkler w/ fire area > 5,000 sf cannot be A2
9/8/2000	Oakcrest	5371		Old Middleton Rd.	78	1 women, 1 men, 1 urinals		780 sq. ft. = 78	72" = 144	Square footage
5/22/2023	Taigu Noodle restaurant	5372		Old Middleton Rd.	99	1 women, 1 men	150	1,892/15 = 126	68"/.2=340	no sprinkler
8/5/2003	Chin's Asia Fresh	8414		Old Sauk Rd	88	2 women, 1 men, 2 urinals	300	1100/15 = 73	102"/.15 = 680	Seating Layout
3/29/2012	Orange Leaf Frozen Yogurt	8426		Old Sauk Rd	45	1 men, 1 women	150	675/15 = 45	68"/.2 = 340	floor area
8/10/2021	Forage Kitchen	8430		Old Sauk Rd	49	2 unisex	150	Tables: 220/15 = 14; bar: 11/1.5 = 7; queue; 140/5 = 28	1 exit = 49	floor area and 1 exit
4/17/2013	Bonta	8452		Old Sauk Rd	49	1 women, 1 men	150	seats 450/15 = 30 queue 172 /7 = 24	68/.2 = 340	Requested capacity
	The Coliseum Bar	232	E	Olin Ave.	501	10 women, 4 men, 6 urinal, 1		5014 sq. ft. = 501	396" = 792	Square footage

Restaurant Tavern Occupancy

Date	Business Name	No.	Dir.	St. Name	Capacity	# of Toilets	Toilet Cap.	Sq. Ft./# Persons	Door Width/# Persons	Reason
5/25/2021	Steenbock's on Orchard	330	N	Orchard St	266	14 women, 7 men, 7 urinals		Main dining: 910 sf tables / 15 = 60, 24 ft bar / 1.5 = 19, fixed seating = 27.		Floor area and previously posted
8/5/2024	Aldo's Café	330	N	Orchard St	26 indoor, 48 outdoor	5 women, 2 men, 2 urinals		Indoor, 452 sf / 15 = 30, outdoor 1,208 sf / 15 = 80		Requested occupant load
1/4/2012	Ale Asylum	2002		Pankratz	300	5 women, 3 men, 2 urinal	400	300 based on seating and sqft.	180" / .2=900	Square footage and seating
10/28/2019	Q-Doba	2	N	Park St.	52	1 men, 1 women	150	52 based on seating	108"/.2=540	Seating and square footage
	Paramont Productions	103	N	Park St.	626	8 women, 3 men, 5 urinals	640	6260 sq. ft. = 626	392"/50 = 784	Square footage
4/16/2012	The Mason Lounge	416	S	Park St.	80	1 women, 1 men	80	1200 sqft./15=80	72"/.2=360	square footage and toilets
9/14/2015	Rockhound Brewing Co	444	S	Park St.	108	2 women, 1 men, 1 urinal	300	728 sf / 15 = 48, 48' bar / 1.5 = 32, 32' booths / 2 = 16	104" / .2 = 520	floor area and fixed seating
3/30/1999	LaHacienda	515	S	Park St.	180	2 women, 1 men, 1 urinal			144"/40=360	Toilets
9/10/2001	Rustic Inn	516	S	Park St.	60	1 women, 1 men, 1 urinal		600 sq. ft. = 60	80"/50 = 160	Square footage
1/25/1994	Klinic	520	S	Park St.	99	1 women, 1 men, urinal, 1 handicap	160	1652 sq. ft. = 165	156"/50 = 312	Occupancy separation
2/15/1994	EDO Japanese Restaurant	532	S	Park St.	81	2 women, 1 men, 1 urinal	100	810 sq. ft. = 81	72"/50 = 144	Square footage
8/4/2022	Sunny Pho	602	S	Park St.	95	1 women, 1 men, 1 urinal, 1 unisex	225	90 fixed seats, 120/15 = 8 dining	136"/.2 = 680	Requested occupant load and seating layout
6/14/2016	Ichiban Sichuan Restaurant	610	S	Park St.	150	3 women, 1 men, 1urinal	300	2181/15=145 611/ 200=3 2 at wait station: total 150	108"/.2=540	square footage
10/26/2004	Vientaine Restaurant	626	S	Park St.	75	1 women, 1 men	142	952 plus bar	68/.2=340	Floor Area and seating
9/11/2012	Dunkin' Donuts	801	S	Park St.	27 in dining and 5 in retail	1 women, 1 men	150	382 sf / 27 people = 14.1 sf/person	34 / .2 = 170 1 exit = 50	seating and floor area
3/29/2011	Barriques	961	S	Park St.	78	1 women, 1 men	150	1090 dining, 300 kitchen, 900 storage	73/.2 = 365	Floor Area

Restaurant Tavern Occupancy

Date	Business Name	No.	Dir.	St. Name	Capacity	# of Toilets	Toilet Cap.	Sq. Ft./# Persons	Door Width/# Persons	Reason
2/15/2021	Grace Coffee	1004	S	Park St.	68	1 women, 1 men	150	52 fixed seats, 250 sf tables / 15 = 16	148/.2=740	Seating and floor area
1/9/2014	Ken Yan	1017	S	Park St.	15	1 unisex	15			single toilet
4/27/2010	Taqueria Guadalajara	1033	S	Park St.	49	1 women, 1 men	150	604 sf / 49 people = 12.3 sf/person	66/.2=330	requested capacity
9/18/2015	Ramen Station	1124	S	Park St.	66	1 women, 1 men	150	993 / 15 = 66	102/.2=510	Floor area
8/17/2015	Mini Hot Pot	1272	S	Park St.	57	1 women, 1 men	150	800/15=53, 56 seats	72/.2 = 360	Seating
11/12/2001	Ground Zero	1309	S	Park St.	33(49)	1 women, 1 men	50	490 sq. ft. = 49	72"/50 = 144	Parking for 33
4/25/2024	Starbucks	1609	S	Park St.	40 in customer	1 women, 1 men	80	36 fixed seats; 4 in queue	1 exit = 49	Requested occupant load
9/14/2001	Rising Sons	1817	S	Park St.	42	3 women, 1 men, 2 urinals	150	970 sq. ft. = 97	72"/50 = 144	Parking and fire div. Wall
10/13/2006	Rick's Café	1821	S	Park St.	47					seating layout
6/21/2023	Taqueria & Event Space	1824	S	Park St.	Restaurant 81, Event Space 144, Patio 30	3 women, 2 men, 1 urinal, 2 unisex	320	Restaurant: bar 22 ft / 1.5 = 14, tables 900 sf / 15 = 60. Event space: bar 22 ft / 1.5 = 14, tables 2,300 / 15 = 153. Patio 450 sf / 15 = 30	68/.2 = 340	requested capacity
6/7/2021	Health Hut	1901	S	Park St.	80 in dining room	space; 1 women, 1 men shared with	225	1,209 sf / 15 = 80	68/.2=340	Floor area
9/12/2013	Lane's Bakery	2202	S	Park St.	71	1 women, 1 men	150	1077/15=71	108/.2=540	Square footage
9/20/2012	JB's Eat-A-Bite	2209	S	Park St.	15	1 unisex	15	300 sqft dining=20 646 sqft kitchen=3	1 exit = 50	requested capacity
7/7/2023	McDonald's	2402	S	Park St.	91 in customer area, 99 total	2 women, 1 men, 2 urinals	300	67 fixed seats; 120 sf queue / 5 = 24	68"/.2=340	fixed seating, floor area, no sprinkler

Restaurant Tavern Occupancy

Date	Business Name	No.	Dir.	St. Name	Capacity	# of Toilets	Toilet Cap.	Sq. Ft./# Persons	Door Width/# Persons	Reason
1/24/2017	Sumo Japanese Steakhouse & Sushi Bar	1745		Parkside Dr.	286	4 women, 2 men, 2 urinal	600	see table in imaging	102"/.2=510	floor area and seating layout
8/29/2016	LJ's Sports Tavern & Grill	8	N	Paterson St	160	3 women, 1 men, 2 urinals	300	2400/ 15 = 160	144"/.2=720	Seating and plan commission
3/5/2018	Tiny's Tap House	308	S	Paterson St	30	1 woman, 1 men	80	varies with the different types of seating. Approx. 30	72"/.02=360	Seating and Architect's submittal
2/2/2007	Subway	4416		Pflaum Rd.	50	1 women, 1 men	150	972 sq ft / 15 = 64 + 12 in booths	1 exit = 50	1 exit and parking
8/18/2010	Old Fashioned	23	N	Pinckney St.	184 on 23 N. Pinckney side, 49 in upper dining on 25 N. pinckney side, 49 in lower dining on 25 N. Pinckney side	4 women, 3 men, 1urinal	600		68"/.3 = 226 on 23 N. Pinckney side, 74 / .2 =370	seating layout on 23 N. Pinckney side, single exit on each floor on 25 N. Pinckney side
2/14/2014	L'Etoile & Graze	1	S	Pinckney St.	L'Etoile - 194 Graze - 177	L'Etoile - 2 women 2 men Graze 2 women 2 men	300 people each space	L'Etoile - upper dining 1106/15=73 lower dining 1822/15=121 Total 194 Graze - Pub dining 1435/15=96 Pub bar 243/5=49 Outside 60 Total 177	L'Etoile - 102"/.15=294 Graze - 102"/.15=294	Seating lay out and requested capacity on plan.

Restaurant Tavern Occupancy

Date	Business Name	No.	Dir.	St. Name	Capacity	# of Toilets	Toilet Cap.	Sq. Ft./# Persons	Door Width/# Persons	Reason
11/21/2014	salad restauant	1	S	Pinckney St.	79	Common			160" / .2 = 800	Seating layout
9/6/2012	Alterra Coffee	25	S	Pinckney St.	115 in dining 8 in business/kitchen	1 women, 1 men	150	1725 sqft / 15 sf/person = 115 in dining area	door 34/ .2 + stair 48/.3 = 230	floor area
11/14/2019	Settle Down Tavern	117	S	Pinckney St.	48	shared toilets			68"/.2 = 340	seating layout, no sprinkler for shared fire area
5/26/2021	Marigold Kitchen	118	S	Pinckney St.	64	1 women, 1 men	150	Open seating: 591/15=39. Bench 14'/2'=7. Bar 11'/1.5=7. Queue:	68/0.2"=340	square footage
8/18/2010	Merchant	121	S	Pinckney St.	123, 113 in dining and 10 in	1 men, 1 women, 1 unisex	225	1700 sf dining / 15 = 113	68"/.15 = 453	floor area
2/10/1994	Opera House	126	S	Pinckney St.	52	1 women, 1 men	80	514 sq. ft. = 51	80"/50 = 160	Square footage
2/2/2024	Pure Green	230	S	Pinckney St. Ste 101	12 in dining, 2 in	1 unisex	15	12 seats at tables	66 / .15 = 440	seating layout and single bathroom
1/15/2009	Savoir Faire	5	S	Pinckney St. Ste 102	42 retail, 11 assembly	1 men, 1 women	821	for wine bar: 12'/1.5 = 8 + 48 sf / 15 = 3	104/.2 = 520	square feet and bar length
8/30/2006	Great Dane Pub & Brewing Co.	357		Price Pl.	374 patrons	4 women, 2 men, 3 urinals			128"/.15 = 853	Seating layout and floor area
7/19/2004	The Library	320	N	Randall Ave	80	1 Women, 1 Men	80	95	72"/.2 = 360	Bathrooms
10/22/2010	Jimmy Johns	1	N	Randall Ave	42	1 women, 1 men	150	60 sf queue / 5 = 12 + 26 seats + 4 kitchen	104"/.15 = 693	Seating layout and floor area
6/24/2010	JJ Fish & Chicken	5708		Raymond Rd	40	1 men, 1 women	150	600/15=40	1 exit=49	square footage
7/1/2005	Thai Orchid	6714		Raymond Rd	50	1 women, 1 men	150		102"/.2 = 510	seating layout
12/20/2017	Chicken Shack	6718		Raymond Rd	15	1 unisex	15	550/15 = 36	1 exit = 49	Toilets

Restaurant Tavern Occupancy

Date	Business Name	No.	Dir.	St. Name	Capacity	# of Toilets	Toilet Cap.	Sq. Ft./# Persons	Door Width/# Persons	Reason
11/11/2015	Off Broadway Draft House & Grill	5404		Raywood Rd	87 total; 71 inside dining, 16 outside	2 women, 1 men, 1 urinal	300		114"/.2 = 570	seating layout
11/22/2000	Buckinghams	802		Regent St.	180	3 women, 2 men, 2 urinals	180	2008 sq. ft. = 201	152"/40=380	Toilets
12/22/2015	Capriotti's	902		Regent St.	49	1 men, 1 women	150	42 seats and 7 in queue	68"/.2 = 340	Requested capacity, 1 exit
2/17/2014	Sweet Home Wisconsin	910		Regent St.	81 indoor, 50 outdoor	2 women, 1men, 1urinal	300	571 sqft = 38 increased to 81 per sec.1004.1.2	72"/.2=360	Square footage
11/4/2022	Butterbird	1134		Regent St.	158 indoor, 135 outdoor	3 women, 1 men, 2 urinals	450	Inside: Fixed seats = 40, tables 1,020 sf / 15 = 68, standing 225 sf / 5 = 45. Outside: tables 1,260 sf / 15 = 84,	Inside: 68" / .2 = 340. Outside: 116"/.2= 580	Floor area and fixed seating
1/9/2024	Stellas Bakery	1219		Regent St.	19 indoor, 41 outdoor	2 unisex	150	285 indoor / 15 = 19; 615 outdoor / 15 = 41	68"/.2 = 340	Floor area
1/14/2022	Wingstop	1234		Regent St.	15	1 Uni-sex toilet room with urinal	15	156 sqft. =10	72"/.2=360	Toilets

Restaurant Tavern Occupancy

Date	Business Name	No.	Dir.	St. Name	Capacity	# of Toilets	Toilet Cap.	Sq. Ft./# Persons	Door Width/# Persons	Reason
5/21/2018	Lucky's Brew Pub	1313		Regent St.	445 Total - 208 in brewpub, 155 reception hall, 82 outdoor. Camp randall event days - 658 Total - 208 in brewpub, 450 reception hall (with no tables or chairs), zero outdoor	9 women, 5 men, 4 urinals, 10 lavs	720 toilets, 750 lavs		brewpub - $102"/.2 = 510$; reception $182"/.2 = 910$	plan commission approval
12/3/1993	Jordan's Big 10 Pub	1330		Regent St.	300	5 women, 2 men, 3 urinals	300	3090 sq. ft. = 309	$276"/50 = 552$	Increase
7/25/2002	Nam's Noodles	1336		Regent St.	67	1 men, 1 women	75	1010 sqft = 67	$106"/.15 = 706$	Square Footage
4/5/2024	Chopsticks	1403		Regent St.	49	1 men, 1 women	150	962 sqft = 64	$36"/.2 = 180$	second exit door swings in
2/1/1995	Sconniebar	1421		Regent St.	160	2.5 women, 1.5 men		1600 sq. ft. = 160	$148"/50 = 296$	Square footage
7/16/2021	Mafia Pizza	1431		Regent St.	8	1 unisex	15	$228/15 = 15$	$104"/.2 = 520$	Requested. Carry out only
10/26/2004	Campus Biryani And Kabob	1437		Regent St.	15	1 unisex	15	312 sq. ft. = 20	$34"/.2 = 170$	toilets
6/3/2016	The Red Zone & The Annex	1206 & 1212		Regent St.	625	10 women, 4 men, 8 urinals	625	5077 sq. ft. = 725	$369"/50 = 738$	Toilets
5/1/2020	Rocky Rococo & Leopold's	1301 & 1305		Regent St.	99	2 women, 1 men, 1 urinal	120	1278 sq. ft. = 129	$114"/.2 = 570$	No sprinklers

Restaurant Tavern Occupancy

Date	Business Name	No.	Dir.	St. Name	Capacity	# of Toilets	Toilet Cap.	Sq. Ft./# Persons	Door Width/# Persons	Reason
1/22/2021	Starbucks	2157		Rimrock Rd	36 inside, 20 outside	1 women, 1 men	150		68"/.2 = 340	seating & requested capacity
11/4/2019	Madison Central Liberty Station Restaurant	2161		Rimrock Rd	324 total, 178 inside, 146 outside	3 women, 1 men, 2 urinals	450	178 seats shown inside, 2,200 sf outside / 15 = 146	Inside 138"/.2 = 690, outside is open to public way	seating and floor area
1/21/1994	Babes	5414		Schroeder Rd.	472	6 women, 3 men, 5 urinals	480	4716 sq. ft. = 472	273"/50 = 546	Square footage & toilets
2/28/2024	Vitense Golfland	5501		Schroeder Rd.	45 in dining, 79 in bar	3 women, 1 men, 2 urinals	450	Dining: 679 sq ft / 15 = 45; Bar: 846 sq ft tables / 15 = 56, 55 ft bar / 1.5 = 23	Dining: 140"/.2 = 700; Bar: 140"/.2 = 140	bar length and floor area
11/12/2021	Red Rooster	2513		Seiferth Rd	99	2 women, 1 men, 3 urinals	160	30 feet of bar = 20, 1,380 sf open area / 7 = 197 or /15 = 92	68"/.2 = 340	no sprinkler
4/15/2016	Badger Tavern	1612		Seminole Hwy.	53 indoor, 49 outdoor	2 women, 1 men, 1 urinal	300	see plan in imaging	64" / .2 = 320	fixed seating and floor area
3/9/2022	Mio Fratello Enopizzeria	521	N	Sherman Ave.	20 indoor, 86 outdoor	2 unisex	150	indoor: 300/15 = 20; outdoor 1,290/15 = 86	72"/.2=360	floor area
1/11/2024	Northside Lounge	1022	N	Sherman Ave.	80 total, 56 indoor, 24 outdoor	1 women, 1 men	80	683 sf / 15 = 45, 16'-6" bar / 18" = 11	64" / .2 = 320	floor area indoor and seating chart outdoor
12/8/2010	Café Bellaitalia	1026	N	Sherman Ave.	53 indoor, 22 outdoor	1 women, 1 men	150	621 sf indoor / 53 = 11.7 sf/person; 360 sf outdoor / 15 = 24 people	76" / .2 = 380	Seating layout
5/9/2012	Capitol Petroleum	1101	N	Sherman Ave.	13 in restaurant	1 women, 1 men	shared with C-store	195 sf / 15 = 13	102" / .2 = 510	floor area
9/4/2024	Tendrel Foods	1113	N	Sherman Ave.	21 in dining area	1 women, 1 men	Shared with retail store	13 fixed seating; 120 sf tables / 15 = 8	40"/.2 = 200	floor area and fixed seating
4/2/2001	Sapphire Ballroom-old (moved to E. Wash.)	1133	N	Sherman Ave.	300	2 women, 1 men, 2 urinal		5300 sq. ft. = 530	148"/50 = 296	
1/6/2023	Hayes Place	1145	N	Sherman Ave.	126	2 Unisex shared with mercantile occupant	126	14.33 ft bar/ 1.5 = 9; 1825 sf event area / 15 = 121	68"/.2 = 340	toilets

Restaurant Tavern Occupancy

Date	Business Name	No.	Dir.	St. Name	Capacity	# of Toilets	Toilet Cap.	Sq. Ft./# Persons	Door Width/# Persons	Reason
2/9/2009	Northside Family Rest.	1201	N	Sherman Ave.	116	2 women, 2 urinals & 1 toilet for men	300	1740 sq. ft. =116	108"/.2 = 540	Square footage
10/20/2008	QQ Asian Buffet	1291	N	Sherman Ave.	184	3 women, 2 men, 2 urinal	450		132/.2 = 660	seating layout
7/13/2021	Zippy Lube Coffee	2013	N	Sherman Ave.	46 indoor, 30 outdoor	2 unisex	150	indoor 700/15 = 46; outdoor 450/15 = 30	38/.2 = 190. 1 exit = 49	square footage
5/9/2022	Pickle Pro & Badminton	2907	N	Sherman Ave.	200	4 women, 1 men, 2 urinals	450	11,000 usable sqft. @ 5 sqft. per person 2200 plus 17 seats at the bar	102"/.2=510	Maximum occupant load
1/9/2018	Bierock Tavern	2911	N	Sherman Ave.	99	2 women, 1 men, 1 urinal	160	24 at booths, 32 ft bar / 1.5 = 21, 920 sf / 15 = 61	104"/.2=520	requested capacity & no sprinklers
11/9/2016	Habanero's Restaurant	2933	N	Sherman Ave.	49	1 women, 1 men	150	1044 sq ft / 15 = 69, 46 seats shown	34/.15 = 226, 1 door = 49	one exit
5/18/2020	Beef Butter BBQ	3001	N	Sherman Ave.	99	2 women, 1 men, 1 urinal	300	92 seats shown indoor, 7 staff and queue	102"/.2 = 510	no sprinkler
2/16/2001	Bridges	2702		Shopko Dr.	150	3 women, 1 men, 1 urinal		5442 sq. ft.	288"	Architect
3/10/2021	Cranefield Post 1318 VFW	2740		Ski Ln #100	138	2 women, 2 men, 1 unisex	375	52 ft bar / 1.5 = 34, 1560 sf dining / 15 = 104	138"/.2 = 690	bar length and floor area
3/31/2023	Crisp & Green	7003		Sligo Dr.	52 indoor dining, 24 outdoor	2 unisex	150	210 sf tables / 15 = 14, 5 fixed stools, 165 sf queue / 5 = 33, 24 outdoor seats	68"/.2 = 340	floor areas and seating
1/23/2023	Dave's Hot Chicken	7007		Sligo Dr.	59	2 unisex	150		79"/.2 = 395	fixed seating
11/2/2018	Café Zupas	7015		Sligo Dr.	149 indoor, 24 outdoor	1 women, 1 men, 1 unisex	225	see table in imaging	73"/.2 = 365	Seating layout and floor area
1/9/2019	MOD Pizza	7019		Sligo Dr.	119 indoor, 22 outdoor	1 women, 1 men	150	indoor seating: 1410/15 = 94; indoor queue: 110 / 5 = 22; 3 in kitchen; outdoor seating: 330 / 15 = 22	102"/.2 = 510	floor area

Restaurant Tavern Occupancy

Date	Business Name	No.	Dir.	St. Name	Capacity	# of Toilets	Toilet Cap.	Sq. Ft./# Persons	Door Width/# Persons	Reason
7/8/2019	Chipotle	7066		Sligo Dr.	74 indoor, 25 outdoor	1 women, 1 men	150	Indoor: fixed seats = 51, bench 19 ft/2 = 9, queue 70 sf/5 = 14 Outdoor: 375 sf/15 = 25	104"/.2 = 520	seating layout requested
1/10/2024	The Grill Korean BBQ	422		State ST	100	3 unisex	225	1st floor (total 71): 6 booths with 4 each = 24, 235 sf standing / 5 = 47.	102"/0.3= 510	occupant load
12/13/2023	The Red Shed	508		State St	80	3 women, 1 men, 2 urinals, 1 unisex	525	74 ft bar / 1.5 = 49, 30 fixed seats, 684 sf tables / 15 = 45. 80 seats shown	69"/.2 = 345	ALRC
7/24/2017	Soga	515		State St	160	2 women, 1 men, 1 urinal	160	2580 sf/15= 172	108/.2=540	toilets
6/26/2015	Mooyah	571		State St	49	1 women, 1men	80	765 sqft./15=51	102"/.2=510	seating layout
1/6/2021	Raising Cane's Chicken Fingers	579		State St	124	1 women, 1 men	150	116 fixed seats; 120 sf standing/15 = 8	136"/.2 = 680	seating and queue area
4/2/2015	Collectivo Coffee	583		State St	133	1 women, 1 men	150	1995sqft./15=133	72"/.2=360	seating lay out and floor area
4/21/2022	Jamba Juice/Auntie Anne's	650		State St	21	1 women, 1 men	150	unconcentrated 189 sf / 15=12, que 45 sf / 5=9	106"/.2=530	seating layout, floor area, que area
12/20/2022	Sweetgreen	652		State St	49	2 unisex	150	454 sf /15 = 30, 24 fixed seats	1 exit = 49	single exit
2/13/2012	Ian's Pizza	100		State St #100	111	2 women, 1 men, 2 urinals	360	1669/15=111	72/.2=360	seating & square footage
4/15/2019	Roll Play Games	449		State St #B	53	1 women, 1 men	53	Various type of seating & standing total 53	72"/.2 = 360	floor area and seating shown by Arch.
8/25/2010	Capitol Tap Haus	107		State St.	93	2 women, 1 men, 1 urinal	160		68/.2 = 340	seating layout
12/27/2006	Ian's Pizza LLC	113		State St.	59	1 women, 1men	150	738 sqft + 10 emp. 59	72" = 360	square footage
7/10/2012	Buck & Badger	115		State St.	88	2 women, 1 men, 1 urinal shared with 116 W. Mifflin St.	See letter in imaging	1,100 sf / 90 persons = 12.1 sf./person	72/ .2 = 360	requested capacity
10/26/2009	Frida's Mexican Grill	117		State St.	160	4 women, 2 men, 2 urinals	320	303	132/.15=880	ALRC
6/6/2001	Zander's	118		State St.	168	3 women, 2 men, 1 urinal			84"/50 = 168	Exits, no sprinkler

Restaurant Tavern Occupancy

Date	Business Name	No.	Dir.	St. Name	Capacity	# of Toilets	Toilet Cap.	Sq. Ft./# Persons	Door Width/# Persons	Reason
1/5/2015	Red Elephant Chocolates	119		State St.	49	1 men, 1 women shared with retail		735 / 15 = 49	68" / .2 = 340	Floor area
7/7/2008	Mad City Crab House	122		State St.	113	2 women, 2 men	300		102"/.2 = 510 in main area. 68/.3 = 226 in lounge	floor area
4/17/2012	Paul's Club	204		State St.	150	2 women, 1 men, & 2 urinals	160	955/15=64 464/5=92 total 156	72"/.2=360	Requested capacity
7/31/2007	The Icon	206		State St.	70					Requested capacity
5/16/2012	Kilwin's Chocolate & Ice Cream Shop	208		State St.	14	1 unisex	14	120/15 + 9 ft / 1.5 = 11 seated	68"/.2 = 340	toilets
8/15/2016	Cask & Ale	212		State St.	120	2 women, 1 men, 1 urinal	160	61 in fixed seating, 500 sf standing / 7 = 71	68/.2 = 340	liquor license
12/3/2009	Orpheum/Stage Door	216		State St.	2148	12 women, 8 men, 8 urinals & 1 unisex	2148	based on multiple things fixed seating and sqft. = 2148	multiple exit doors and stairs =2148	Toilets, Square Footage, seating, and egress
9/8/2006	Cosi	250		State St.	157 total, 140 in dining	2 women, 1 men, 1 urinal	300		112"/.2 = 560	square feet as tabulated on plan
5/2/2001	Takara Steak House	315		State St.	50	1 women, 1 men, 1 urinals	50	1100 sq.ft = 110	72/50 = 144	Seating Layout & toilets
2/15/1994	Parthenon Gyros (first floor only)	316		State St.	150	2 women, 1 men, 1 urinal	160	1490 sq. ft. = 149	72"/40 = 180	Toilet-new building
9/5/2014	Mad City Frites	320		State St.	66	1 women, 1 men	150	664sqft. = 66	108"/.2=540	square footage and seating
2/1/1994	Chautaura Rest.	334		State St.	50	1 women, 1 men, 1 urinal	50			Toilets
5/15/2006	Paciugo	341		State St.	15 total	1 unisex	15		34"/.2 = 170	toilet
1/11/2024	Double Tap	347		State St.	130	2 women, 2 men	160	Games = 40; Tables 1,314/15 = 87; bar 49 ft/1.5 = 32	68"/.15 = 453	requested occupant load
1/10/2024	Stuffed Olive	351		State St.	114	2 women, 2 men	160	benches 48 ft / 2 = 24; bar 21 ft / .2 = 14; fixed seats = 22; tables 884 sf / 15 = 58	68"/.15 = 453	requested occupant load

Restaurant Tavern Occupancy

Date	Business Name	No.	Dir.	St. Name	Capacity	# of Toilets	Toilet Cap.	Sq. Ft./# Persons	Door Width/# Persons	Reason
11/1/2019	Le C's	411		State St.	47	1 women, 1 men	150	705 sf/15 = 47	1 exit = 50	Square footage
12/10/2003	Fair Trade Coffee	418		State St.	106	1 women, 1 men	150	1060 sq. ft. = 106	74"/0.3 = 246	square footage
12/18/2013	Abdul's Mediterranean	419		State St.	49	1 women, 1 men	150	1040/15 = 69	36"	one legal exit. Which limits them to 49 people. 48 seats shown
12/12/2011	Hawk's	425		State St.	99	2 women, 1 men, 1 urinal	160	1103= 191	108/.2 = 504	Fire dept req. sprinklers over 99
12/10/2015	Sencha Tea Bar	430		State St.	42	1women, 1 men	150	23' bar / 1.5 = 15; 208 sf seating / 15 = 13; 70 sf standing / 5 = 14	1 exit = 50	Floor and bar area
3/14/2005	Asian Kitchen	449		State St.	8	1 unisex	15	120/15 = 8	34/.2 = 170	Floor area
1/27/1994	LaBamba	449		State St.	99	1 women, 1 men			110"	Fire separation
1/26/2005	Real Chili	449		State St.	57	1 women, 1 men	150		68"/.2 = 340	Floor Area and seating
10/11/2023	Tea Moji	502		State St.	73	2 unisex	150	benches; 56' bar / 1.5 = 37; 190 sf tables / 15 = 12	92"/.2 = 460	Seating layout
1/29/2018	Chen's Dumpling House	505		State St.	50 total, 20 first floor, 30 second floor	1 women, 1 men	150	second floor 420/15 = 28 + bartender, first floor 278/15 = 18 + 1 in kitchen	56 / .2 = 280	floor area and no sprinkler
5/18/2021	Delicious of Asia	506		State St.	99	1 women, 1 men	150	1078 sf dining = 71; 135 sf queue = 27	67/.2 = 335	floor area and no sprinkler
2/5/2018	Frutta Bowls	511		State St.	46	1 women, 1 men	150	540 sf dining / 15 = 36; 14 ft bench / 2 = 7; 28 sqft queue = 6	1 exit = 49	Requested occupant load
12/12/2007	Five Guys Famous Burgers and Fries	517		State St.	97	1 women, 1 men	150	1170/15 = 78 + 29lf/1.5=19 total = 97	74"/.2=370	Floor area
5/8/2001	Stillwaters	520		State St.	120	2 women, 1 men, 2 urinals	120	1220 sq. ft. = 122	102"/40 = 255	
3/7/2005	Mondays on State	523		State St.	151	2 women, 1 men, 1 urinal	160	1061 sq. ft. = 151	84"/.2 = 420	Square footage

Restaurant Tavern Occupancy

Date	Business Name	No.	Dir.	St. Name	Capacity	# of Toilets	Toilet Cap.	Sq. Ft./# Persons	Door Width/# Persons	Reason
9/4/2013	Jimmy Johns	527		State St.	18	1 women, 1 men	150	266 sf / 15 = 16	68"/.2 = 340	Floor area
8/17/2012	Roast Public House	529		State St.	99: 50 first floor, 49 lower level	3 women, 1 men, 3 urinals	150	1532 sq. ft. = 153	156"/50 = 312	1-hour separation
10/16/2017	Taco Bell	534		State St.	89	1 women, 1 men, 1 urinal	150	615 sf tables = 41; 47 fixed seats	68"/.2 = 340	floor area and seating layout
3/27/2014	Kabul	540		State St.	99	1 women, 1 men	150	1000 sqft	72"/.2=360	BBA variance 99 max.
12/5/2023	boba tea shop	544		State St.	47	2 unisex	150	main: 15 ft bar / 1.5 = 10, 325 tables / 15 = 21; overflow 225 sf / 15 = 15	68"/.2=340	requested capacity and floor area
7/19/2018	Qdoba	548		State St.	80	1 women, 1 men	150		72"	requested capacity
9/13/2010	Campus Candy	551		State St.	27	1 unisex	50	412 / 30 = 13 + 12 in seating areas + 2 in work areas	38"/.2 = 190 ; 1 exit = 50	Floor Area and seating
6/25/2010	Whiskey Jack	552		State St.	248	4 women, 2 men, 3 urinals	320	4450 sq. ft. = 297	124" / .2 = 620	ALRC & Lack of sprinklers
2/26/2015	Naf Naf Grill	555		State St.	83	1 men, 1 women	150	80 seats shown, 3 people in kitchen	104"/.2 = 520	floor area and seating layout
7/25/2013	The Roast	558		State St.	102	2 women, 1 men, 2 urinal	300	68 fixed seats + 182 sf seating / 15 + 34 ft bar = 102 persons	72"/.2 = 360	floor area and seats
7/26/2024	SGD Dubu	559		State St.	79	1 women, 1 men	150	61 feet booths / 2 = 30; 25 fixed seats; 382 sf tables / 15 = 25	72"/.2 = 360	requested capacity
5/13/2003	Potbelly Sandwich Works	564		State St.	80	2 men, 1 women	150	1200sqft= 80	108" = 540	SQFT IBC
3/31/1999	State St. Brats	603		State St.	450	3 women, 3 men, 6 urinals		4500 sq. ft. = 450	180"/40 = 450	No change
4/2/2018	Poke Plus	615		State St.	15	1 customer, 1 employee	15	fixed seating = 14	1 exit = 49	non-sex designated toilets
1/11/2005	Rising Sons Deli	617		State St.	48	1 women, 1men	150(no alcohol)	900 sq. ft. =60	72"/.2 = 360	Seating Layout
3/9/1994	Myconos Rest.	625		State St.	52	1 women, 1 men				
11/11/2009	Red Mango	627		State St.	34	1 unisex	49	112 sq. ft. / 5 = 22	72"/.2 = 360	Seating layout and floor area

Restaurant Tavern Occupancy

Date	Business Name	No.	Dir.	St. Name	Capacity	# of Toilets	Toilet Cap.	Sq. Ft./# Persons	Door Width/# Persons	Reason
12/8/2021	Pure Green	636		State St.	15	single fixture toilet rppm	15	13	72"/.2=360	Toilet
10/29/2001	Charley's Steakhouse	644		State St.	50	1 men, 1 women	50	510 sq. ft = 51	72"/50 = 144	Toilets
2/9/2006	Fuddrucker's	651		State St.	78 dining, 5 emp, 57 waiting	1 men, 1 women	150		70"/.2 = 350	seating layout, floor area
	Chipotle	658		State St.	120	2 women, 1 men, 1 urinal	120	1458 sqft = 146	108	bathrooms
10/19/2017	Starbuck's	661		State St.	100	3 women, 2 men	300		second floor stairs 62"/.3 = 204. first floor 102"/.2 = 510	No sprinkler, occupant load set in 1998
6/30/2015	Forage Kitchen	665		State St.	49	1women, 1 men	150	375 dining / 15 = 25, 120 queue / 5 = 24	34 / .2 = 170. 1 exit = 49	floor area, one exit
12/21/2022	The Guild	668		State St.	130	2 unisex	130		68"/2 = 340	toilets
5/31/2011	Tiki Shack	124/126		State St.	99	1 women, 1 men, 1 urinal	150	1153 sqft. = 115	72"/.2=360	request by Architect & seating
6/24/2014	Firehouse Subs	449a		State St.	32	1 women, 1 men	150	300 sf / 15 = 20 & 18 ft bar / 1.5 = 12	74"/.2 = 370	Floor and bar area
8/16/2010	Pita Pit	449B		State St.	35	1 women, 1 men	150	563 sf / 15 = 37	34" upstairs = 50, 34" downstairs = 50	seating layout & requested capacity
8/14/2014	Mirch Marsala	449j		State St.	48	1 women, 1 men	150	896 sf / 48 people = 18.6 sf/person	102"/.2 = 510	Requested capacity
11/17/2014	Subway	701 #11		State St.	49	Common			34"/.2 = 170. 1 exit = 50	Seating layout, floor area, one exit
12/1/2006	Lazy Oaf Lounge	1617	N	Stoughton Rd.	272	2 women, 1 men, 2 urinals	300		116"/.2 = 580	floor area
9/14/2005	Misty Mountain	1922	S	Stoughton Rd.	150	1 men, 1 women	150		68/.2 = 340	toilets
10/28/2022	Madison Axe Throwing	2427	S	Stoughton Rd.	49	2 unisex	130		104"/.2 = 520	No sprinkler, seating and equipment layout
12/5/2013	Wendy's	2431	S	Stoughton Rd.	99	1 men, 1 women	150	1380 / 15 = 92 in dining	68/.2 = 340	Floor area and requested cap. No

Restaurant Tavern Occupancy

Date	Business Name	No.	Dir.	St. Name	Capacity	# of Toilets	Toilet Cap.	Sq. Ft./# Persons	Door Width/# Persons	Reason
2/17/2021	Starbucks	2501	S	Stoughton Rd.	39 indoor, 12 outdoor	2 unisex	150	tables: 315 / 15 = 21; 18 fixed seats	68/.2 = 340	floor area and seating
8/12/2013	Madison Turners with no spectator	3001	s	Stoughton Rd.	504 Total - 56 in	8 women, 3 men, 5 urinals	900		280" / .2 = 1,400 total building - 140" /	previously set total capacity & no
8/12/2013	Madison Turners with spectator	3001	s	Stoughton Rd.	561 - 282 in banquet	8 women, 3 men, 5 urinals	896 - 1:75		280" / .2 = 1,400 total building - 140" /	requested capacity & no
2/1/1994	Sergio's	1753		Thierer Rd.	450	5 women, 2 men, 3 urinals	450	6192 sq. ft. = 620	188"/40 = 470	Toilets
6/7/2024	Pan & Pan Bakery	1779		Thierer Rd.	41 in restaurant area	2 unisex and 1 employee unisex		35 ft banquette / 2 = 17; 14 fixed seats; 155 sf tables / 15 = 10	136"/.2 = 680	floor area and seating
10/4/2016	Jimmy Johns	1791		Thierer Rd.	46	1 women, 1 men	150		1 exit = 49	seating layout & dining area
6/10/2024	Lake City Twisters (gym)	20		Transport Ct	183	3 women, 1 men, 2 urinals	390	14,008 sf gym / 50 = 280	Main gym: 104/.2 = 520. Northwest gym: 68/.2 = 340	Requested occupant load
6/29/2023	Casa Fiesta	7005		Tree Ln.	80	1 women, 1 men	150	800 sf dining / 15 = 53 + queue	136"/.2 = 680	requested occupant load
6/11/2018	Freshfin Poke	502		University Ave.	49	1 women, 1 men	150	408 sf / 15 = 27; 30 ft bench / 2 = 15; 25 ft bar / 1.5 = 16; 9 chairs @ fixed	1 exit = 49	1 exit
9/21/2009	Vintage Bar	529		University Ave.	120	2 women, 1 men, 2 urinals	160		118"/.2 = 590	Alcohol License
3/16/2012	Erbert & Gerbert's Sandwich Shop	540		University Ave.	27	1 men, 1 women	150	405 / 15 = 27	34/.2 = 170 (1 exit = 50)	Floor area and requested cap.
7/28/2007	Wandos	602		University Ave.	200	4 women, 2 men, 2 urinals	160	3000 sqft. = 200	108" = 720	ALRC and Sqft.
2/1/2010	The Taco Shop 5	604		University Ave.	15	1 unisex	15	12 seats	34/.2 = 170 (1 exit = 50)	Toilets
10/4/2005	Big Red Steaks	610		University Ave.	34	1 women, 1 men	150	90 sf standing=18, 16 seats	68/.2 = 340	seating layout, floor area
2/7/1994	Mom's Bar	614		University Ave.	50	1 women, 1 men, 1 urinal	80	500 sq. ft. = 50	72"/80 = 144	Square footage.
6/6/2017	Village Pizza	616		University Ave.	80	1 Women, 1 men	80		72/.2=360	Seating layout and bathrooms

Restaurant Tavern Occupancy

Date	Business Name	No.	Dir.	St. Name	Capacity	# of Toilets	Toilet Cap.	Sq. Ft./# Persons	Door Width/# Persons	Reason
9/9/2009	The Double U	620		University Ave.	386 total	7 women, 4 men, 5 urinals	560		main floor 176"/.2 = 880 rooftop 68"/.2 = 340	
9/9/2009	Madison Avenue	624		University Ave.	700	9 women, 9 men	720	841	267/.3 = 890	
12/9/2011	Segredo Madison	624		University Ave.	720	9 women, 9 men	720	895	267/.3=890	Bathrooms
10/7/2009	Church Key	626		University Ave.	190	2 women, 2 men, 2 urinal	240	2450 sq. ft. = 350	96/.3=326	ALRC
9/11/2008	Brothers	704		University Ave.	300	5 women, 2 men, 2 urinals	320	2232 sq. ft.	36"=360	ALRC
10/8/2013	EVP Coffee	741		University Ave.	44	shared with adjacent small tenant space	150	664 sq ft / 15 = 44	68/.2 = 340	floor area
5/15/2015	Madison Cuisine	785		University Ave.	150	1 women, 1 men	150	2100 sqft./ 15 = 140 plus 10 staff	108/.2 = 540	Toilets & square footage
7/28/2021	Buffalo Wild Wings	789		University Ave.	248 in dining area	3 women, 1 men, 2 urinals	450	open seating: 3,240/15 = 216; fixed seating: 791/24 = 32	96"/.2=480	Floor area
3/29/2006	Three Squares Cafe	1127		University Ave.	150	2 women, 1 men, 1 urinal	150	2813 sq.ft. = 187	108"/.15 = 720	Toilets; seating and plan show 95
9/13/2004	Luther's Blues	1401		University Ave.	550					BI would allow 597, ALRC req. 550
3/2/2006	Subway	1401		University Ave.	84	1 women, 1 men	150	264 s f standing/5 = 52 + 32 seats	76"/.2 = 380	seating layout and standing room
12/4/2015	Highland Corner Grill-Intowner	2424		University Ave.	99 inside and 28 outside	3 women, 1 men, 2 urinals	160	2013/15 = 135	72"/.2=360	Lack of sprinklers
10/4/2017	Pastures Plenty	2433		University Ave.	75	1 women, 1 men	150	1490/15=99	108"/.2=540	occupant load and seating layout

Restaurant Tavern Occupancy

Date	Business Name	No.	Dir.	St. Name	Capacity	# of Toilets	Toilet Cap.	Sq. Ft./# Persons	Door Width/# Persons	Reason
1/23/2017	Barriques	2505		University Ave.	67 indoor, 6 outdoor	1 men, 1 women	150	405 sf tables / 15 = 27 + 40 in fixed seating	68"/.2 = 340	fixed seating indoor, seating
4/29/2015	5th Element	2510		University Ave.	52	3 women, 1 men, 2 urinals - shared	300 restaurant	930 sf / 15 = 62 + 2 in prep area	106"/.2 = 530	Fresh air available
4/30/2014	Oliver's Restaurant	2540		University Ave.	150	1 women, 1 men	150	1600/15=106, 200/7=28, 24 seats outside, total 158	72"/.2=360	toilet rooms
10/25/2016	Einstein Bros. Bagels / Caribou Coffee suite D	2701		University Ave.	103	1 women, 1 men	150	1775 sqft. = 118	108/.2 = 540	Seating layout
8/25/2003	Firefly Café	2701		University Ave.	96	1 women, 1 men	150		68/.2 = 340	Seating layout
3/29/2019	Q-doba	2741		University Ave.	56 inside, 24 outside	1 women, 1 men	150	840sf inside / 15 = 56	68/.2 = 340	Seating layout and floor area
5/29/2015	Jimmy Johns	2807		University Ave.	30	1 women, 1 men	150	404 sf	68/.2 = 340	seating layout and queue area
8/3/2010	IHOP	2825		University Ave.	144	1 men, 1 women	150	138 seats	104/.2 = 520	Seating layout & floor area
5/29/2019	Novanta	2903		University Ave.	66	1 men, 1 women	150	616 sf/15=40 & 144 sf /15=28 Total 68	72/.2=360	Seating layout
6/6/2019	Firehouse Subs	2907		University Ave.	36	1 women, 1 men	150	600 sf / 15 = 40	1 exit = 49	Requested occupant load
4/8/2019	Firehouse Subs	2907		University Ave.	43	1 men, 1 women	150	the allowable occupant load for the lounge area is 106 persons limited by floor area and length of bar seating. The allowable occupant load for the	68/.2=340	requested occupant load
8/27/2001	Smokeys	3005		University Ave.	288	4 women, 2 men, 3 urinals	300	4,000 sq. ft. = 400	144" = 288	Exits
3/23/2015	Starbucks Coffee Co.	3515		University Ave.	52	2 women, 1 men, 1 urinal shared with	300	Retail - 60ft/30 = 2; seating 555sqft/15 = 37; booths - 269in/24 = 11; work areas = 2	102"/.2 = 510	Floor area and seating
1/31/2023	Thai Basil	3519		University Ave.	70	shared with 3515	300	398 sf / 15 = 26; bar 12'-4"/ 1.5 = 8; Fixed banquettes 16; queue 50 sf / 5 = 10	68" / .2 = 340	floor area and fixed seats


Restaurant Tavern Occupancy

Date	Business Name	No.	Dir.	St. Name	Capacity	# of Toilets	Toilet Cap.	Sq. Ft./# Persons	Door Width/# Persons	Reason
1/13/2009	Glass Nickel Pizza	5003		University Ave.	60	1 men, 1 women	150	first floor 580/15 = 38, second floor 22 seats	1 exit for each floor = 50 each floor	Floor Area and seating
11/11/2013	Moka	5227		University Ave.	15 total inside and outside	1 unisex	15	157 sf / 15 = 10 + 7.5 ft counter / 2 = 3	1 exit = 50	Toilets and floor area
8/8/2016	LALO'S Restaurant	5510		University Ave.	79	1 women, 1 men	150	1101 sf/15=73 6 counter seats total 79	72"/.2=360	Sq. Ft. and seating
4/25/2018	The Original Pancake House	5518		University Ave.	196	2 women, 1 men, 1 urinal	300	Various type of seating total 207	108"/.2=540	Sqft. and seating
7/13/2015	Great Wall Chinese Restaurant	4515		Verona Rd.	50	1 women, 1 men	150	745 sq ft / 15 = 50	102" / .2 = 510	floor area
	Gold Eagle Family Rest.	4645		Verona Rd.	150	3 women, 3 men, 3 urinals	180	2219 sq. ft. = 222	189"/50 = 150	No change
4/30/1991	Fast Forward	4649		Verona Rd.	575		800	830	575	See archived letter dated 4-30-1991
5/9/2024	Starbuck's	4702		Verona Rd.	47	2 unisex	150	376 sf tables / 15 = 25; 20.5 ft booths / 2 = 10; fixed seats = 5 103 sf queue / 7 = 14	68"/.2=340	requested occupant load
8/12/2021	Boneyard	1018		Walsh Rd	68 indoor, 132 outdoor,	3 women, 1 men, 1 urinal, 1 family	200	Indoor: 940 sf dining/15 = 62, 20 ft bar / 1.5 = 13	136"/.2=680	Toilet facilities
5/19/2022	Prost!	401	E	Washington Ave.	180	3 women, 3 men, 3 urinals	240		108"	No sprinklers
4/12/2004	Brass Ring / Cappy's	701	E	Washington Ave.	220	3 women, 2 men, 2 urinals	240	4,083 gross	3 exits	Square footage
4/22/2005	Curt Vaugh Brink Experience	701	E	Washington Ave.	355	5 women, 3 men, 2 urinals	400	10,000 sq.ft. =800	144"/.15 = 960	Toilet rooms & Seating

Restaurant Tavern Occupancy

Date	Business Name	No.	Dir.	St. Name	Capacity	# of Toilets	Toilet Cap.	Sq. Ft./# Persons	Door Width/# Persons	Reason
8/1/2003	High Noon Saloon	701	E	Washington Ave.	400	5 women, 3men, 2 urinals	400	4277 sq.ft. = 611	72" @ .15 = 480	toilet rooms
6/11/2013	Cargo Coffee	750	E	Washington Ave.	103 main floor, 25 mezzanine	1 women, 1 men	150	1,534 main floor / 15 = 103, 25 seats on mezzanine	68 / .2 = 340	floor area and seating layout
9/13/2013	Star Bar	756	E	Washington Ave.	60 indoor, 20 outdoor	1 women, 1 men	80		68 / .2 = 340	Seating layout and toilets
5/25/2018	Tangent	803	E	Washington Ave.	400 indoor, 78 outdoor	5 women, 2 men, 2 urinals, 1 family	750		128/.2=640	floor area for standing and tables, fixed seating
6/21/2014	Robinia Courtyard	829	E	Washington Ave.	222 indoor, 150 outdoor, Total 372	4 women. 2 men, 2 urinals	600	6000/15=400	Inside 144"/.2=720, Outside 90"/.2=450	Seating Layout

Restaurant Tavern Occupancy

Date	Business Name	No.	Dir.	St. Name	Capacity	# of Toilets	Toilet Cap.	Sq. Ft./# Persons	Door Width/# Persons	Reason
8/20/2018	Indigo Restaurant	901	E	Washington Ave.	255	3 women, 1 men, 2 urinals	240	987/15= 66 bar area 1112/15=75 rest. 961f/24"=48 bar TOTAL 205	102"/.2=510	requested occupant load by Arch.
5/7/2021	Jackknife	1046	E	Washington Ave.	40 indoor dining area, 32 outdoor	1 women, 1 men	150	inside: 709 sf/ 15 = 47; patio 538 sf / 15 = 35	68"/.2=340	requested occupant load based on seating
5/29/2015	Avenue Bar	1128	E	Washington Ave.	146	3 women, 1 men, 2 urinals	300		72/.2 = 360	letter dated Sept. 1, 1967 and no sprinkler
11/15/2019	Stone Creek Coffee	1222	E	Washington Ave.	49	1 women, 1 men	150	1125/15= 75	72/.2=360	Seating and owners request
3/14/2019	Baldwin St Grille	1304	E	Washington Ave.	99	1 women, 1 men, 1 unisex, 1 employee	225	76ft bar / 1.5 = 50, 50 ft booth / 2 = 25, 500 sf tables / 15 = 33. Total = 108	68"/.2=340	no sprinkler
12/4/2014	Pasqual's	1344	E	Washington Ave.	273 Indoor, 97 outdoor	4 women, 1 men, 2 urinals, 1 unisex	375	The allowable occupant load for the lounge area is 106 persons limited by floor area and length of bar seating. The allowable occupant load for the first floor dining area is 80 persons based on the submitted seating layout. The allowable occupant load for the banquet room is 70 persons based on 15 square feet per person. The allowable occupant load for the conference room is 17 persons based on 15 square feet per person. The total occupant load for all indoor assembly areas is 273 persons. Outdoor 963 / 15 = 63, 97 seats		floor area, seating layout, toilets
5/13/2024	The Lone Girl Tap & Pizza	1817	E	Washington Ave.	49 inside, 38 outside	1 men, 1 women	150		single exit = 49	single exit for inside
8/10/2023	Mint Mark	1874	E	Washington Ave.	107 inside dining, 114 dining patio	2 women, 2 men	300		102/.2 = 510	floor area and seating layout

Restaurant Tavern Occupancy

Date	Business Name	No.	Dir.	St. Name	Capacity	# of Toilets	Toilet Cap.	Sq. Ft./# Persons	Door Width/# Persons	Reason
3/9/2023	Starbuck's	1896	E	Washington Ave.	43 inside, 15 outside	2 unisex	150	inside: 20 fixed seats, 528 sf tables / 15 = 35; outside 225 sf/15 = 15	68"/.2 = 340	requested inside, floor area outside
11/3/2014	SuperCharge! Foods	1902	E	Washington Ave.	community room and 46 in café/juice	1 women, 1 men, 1 unisex	225	Community room 635 / 15 = 42. café 29 at bars and 17 at tables	102"/.02 = 510	Floor area and bar length
2/7/1994	Town Pump	2526	E	Washington Ave.	79	1 women, 1 men, 1 urinal	160	788 sq. ft. = 79	76"/50 = 152	Toilets & square footage
7/9/2012	Burger King	2655	E	Washington Ave.	134	1 women, 1 men, 1 urinal	150	134	72"/.2 = 360	Seating layout and sqft.
4/5/2000	Paddy's Pub	2709	E	Washington Ave.	99	2 women, 1 men, 1 urinal	160	1071 sq. ft. = 107	80"/50 = 160	1-hour separation between
2/8/2023	McDonald's	2733	E	Washington Ave.	96 in dining room	2 women, 1 men, 1 urinal	300		68"/.2 = 340	fixed seats & floor area of queue
12/28/2004	El Pescador	2810	E	Washington Ave.	60	1 women, 1 men	150	900 sq ft / 15 = 60	68"/.2 = 340	Floor area
	Hong Kong Buffet	2817	E	Washington Ave.	99	2 women, 1 men, 1 urinal	100	999 sq. ft. = 99	72"/50 = 144	Square feet and toilets
7/8/2022	Mentoring Positives	2844	E	Washington Ave.	15 in dining area	2 unisex		225 sq. ft./ 15 = 15	68"/.2 = 340	square footage
12/23/2023	Minocqua Brewing Co.	2927	E	Washington Ave.	80 total; 37 allowed inside; 49 allowed outside	2 unisex	80	13 ft bar / 1.5 = 8, 440 sf seating /15 = 29; 1031 sf beer garden / 15 = 68	68"/.2 = 340	Toilets, only one gate swings outward from beer garden
1/14/1994	Reflections	3054	E	Washington Ave.	152	2 women, 1 men, 1 urinal	160	1524 sq. ft. = 152	108 = 216	Square footage
1/6/2003	D-Mitri's Gyros	3502	E	Washington Ave.	31	1 women, 1 men	150	465 sq ft/15 = 31	76"/.2 = 380	Square footage
2/11/1994	Visions	3554	E	Washington Ave.	160	2 women, 1 men, 2 urinals	160	1526 sq. ft. = 152	120"/50 = 240	Toilets

Restaurant Tavern Occupancy

Date	Business Name	No.	Dir.	St. Name	Capacity	# of Toilets	Toilet Cap.	Sq. Ft./# Persons	Door Width/# Persons	Reason
2/4/2016	Om Indian Fusion Cuisine	3579	E	Washington Ave.	99	2 women, 1 men, 1 urinal	300		68/.2=340	seating and no sprinkler
2/11/1994	Aliota's of E. Washington	3710	E	Washington Ave.	348	2 women, 1 men, 2 urinals	Other toilets	3484 sq. ft. = 348	180"/50 = 360	Toilets
6/15/2023	Cousin's Subs	3715	E	Washington Ave.	49 in dining	1 women, 1 men	150	16 fixed seats, 351 sf tables / 15 = 23, 120 sf queue / 5 = 24	68"/.2=340	Requested occupant load
3/7/2017	Murphy's	3737	E	Washington Ave.	167	4 women, 2 men, 2 urinals	320		162"/.2 = 810	Seating Layout
12/17/2021	Lush Lounge	3769	E	Washington Ave.	99	2 women, 1 men, 1 urinal	150	1529 sqft./15=101	72"/.2=360	no sprinklers
8/2/2021	Wahlberg at Hy-Vee	3801	E	Washington Ave.	176	2 single fixture toilets for café only. Several more in store		2538 sqft./15 = 169 plus 7 at the bar	108"/.2 = 540	Seating and sqft.
6/19/2020	Popeye's Chicken	4002	E	Washington Ave.	86	3 women, 1 men 2 urinals	240	1408 sqft./15=90	72"/.2=360	Seating, no sprinklers & requested
7/7/2009	Ousy Sushi & Seafood Buffet	4126	E	Washington Ave.	196	5 women, 2 men	300	2,792 / 196 = 14.2 sf / person	102"/.2 = 510	seating layout
9/28/2011	Toppers Pizza	4128	E	Washington Ave.	10 in dining, 5 in kitchen	1 unisex	15		1 exit = 49	toilets
10/1/2015	Chick-fil-A	4212	E	Washington Ave.	176 indoor dining, queue, and play area. 18 outdoor dining	2 women, 1 men, 1 urinal	300	fixed seating	dining and play area 146" / .2 = 730	seating layout
5/26/2020	Doubletree Hotel	4402	E	Washington Ave.	Bar: 160 Breakfast area: 86	2 women, 1 men, 1 urinal serving bar	160 for bar			Floor area and toilets
10/26/2023	McDonald's	4502	E	Washington Ave.	100 in dining and queue	2 women, 1 men and 2 urinals	300	84 fixed seats. 80sf queue / 5 = 16	68/.2 = 340	fixed seats & floor area of queue

Restaurant Tavern Occupancy

Date	Business Name	No.	Dir.	St. Name	Capacity	# of Toilets	Toilet Cap.	Sq. Ft./# Persons	Door Width/# Persons	Reason
6/20/2023	Café Zupas	4510	E	Washington Ave.	118 in dining & queue	2 unisex	150	656 sf tables/15= 43. fixed seats = 47. 190 sf queue/5 = 38	68/.2=340	requested occupant load
3/6/2009	Restaurant & Taqueria La Hispana	4512	E	Washington Ave.	49	1 women, 1 men	150	1000 sqft = 67	72/.2 = 360	seating layout
7/3/2003	IHOP	4614	E	Washington Ave.	65	2 women, 1 men, 1 urinal	300	840 dining/18lf waiting = 65	68/.2=340	square feet
7/18/2007	Chipotle	4622	E	Washington Ave.	61 inside, 36 outdoor	1 men, 1 women	150		138/.2=690	Seating layout & standing area
6/3/2016	Subway	4630	E	Washington Ave.	37	1 men, 1 women	150		1 exit = 50	seating layout and queue area
5/26/2005	La Bamba	4738	E	Washington Ave.	56	1 women, 1men	150	1000 sqft = 67	108/.2=540	seating layout
3/24/2020	Rajun Cajun	4802	E	Washington Ave.	250	4 women, 2 men, 3 urinal	300	5000 sq. ft./15=333	230"/.2=1150	Architect
9/29/2021	Aftershock Classic Arcade	1444 #102	E	Washington Ave.	54	1 women, 1 men	150	Bar: 38 ft/1.5 = 25. 28 seats in event space	78"/.2=390	Unsprinklered so occupancy for full building is 99. Of the 99, suite 103 has 45
4/13/2017	Parched Eagle Brew Pub	1444 #103	E	Washington Ave.	45	2 men, 2 women shared	130 (1:25 for offices - 40 occupant s per floor area, 1:40 for tavern space)	14 feet bar / 1.5 = 9, 521 sf tables = 34, 2 bartenders	68"/.2= 340	floor area and bar length, toilets
6/15/2017	BOS Meadery	849 #115	E	Washington Ave.	99	2 women, 1 men, 1 urinal	160	1773 sf seats / 15 = 118; 32 ft bar /1.5 = 21	73"/.2=365	Alcohol license
7/8/2005	Barriques	123	W	Washington Ave.	64	2 women, 1 men	150			seating layout
5/11/2011	Bluephies Downtown Deli	222	W	Washington Ave.	63 indoor 24 outside	1 women, 1 men	150	950/15 = 63	72/.15 = 480	square footage

Restaurant Tavern Occupancy

Date	Business Name	No.	Dir.	St. Name	Capacity	# of Toilets	Toilet Cap.	Sq. Ft./# Persons	Door Width/# Persons	Reason
3/1/2024	RED Restaurant	316	W	Washington Ave.	areas. 144 indoor suite	unisex. suite 100: 2 women, 2	suite 125. 300	87/7=12, 57'-7" booth/24"=28, chairs at booth=6, bar 23'-5"/18"=15, dining	640. suite 100: 73/.2=365,	Seating layout & Architect
	Public House	350	W	Washington Ave.	244	3 women, 1 men, 2 urinal	300	3664 sq.ft. = 244 (incl. Outdoor eating)	36.6" exit width required	Square foot
10/13/2022	Nitro	502	W	Washington Ave.	80	1 women, 1 men	150	29 ft bar/1.5 = 19; 1,275 sf seating / 15 = 85	68/.2=340	Toilets
1/18/1996	New Bar	636	W	Washington Ave.	224	3 women, 2 men, 3 urinal	224	2236 sq. ft. = 224	116"/40 = 290	Increase
2/1/1994	Patio	636	W	Washington Ave.	55	4 women, 2 men, 2 urinal	320	550 sq. ft. = 55	360"/40 = 900	Square footage
7/19/2021	Bandit Taco's and Coffee outdoor seating only	640	W	Washington Ave.	36 on outdoor deck	2 women, 1 men, 2 urinal, 1 unisex	375	550 sf/15 = 36		square footage and seating layout(capacity review only)
11/17/2020	Harvey House	644	W	Washington Ave.	249 Total, 75 on second floor, 55 in main dining, 71 on platform, 48 in train car	4 single fixture	300		104"/.2 = 520	Floor area and fixted seating
2/28/2013	Kim's Noodles	658	W	Washington Ave.	149	1 women, 1 men	150	4027sqft = 268	72"/.2=360	Seating layout and toilets
2/27/2024	Local Motiv	646	W	Washington Ave. #4	80 total, 20 outdoor	2 unisex	80		68" in each car / .2 = 340 per car	toilets
3/24/2023	Moxy Hotel restaurant	823	E	Washington Ave. #801	313 for eighth floor Total. North patio= 47, Dining/Bar = 182; event space = 60; south patio=46	3 women, 1 men 2 urinals	450	North patio - 709 sf/15 = 47; Bar/dining - Booth & Banquet = 98, Bar = 26, tables = 881 sf/15 = 58; event room - 897 sf/15 = 59; south patio - 693 sf/15 = 46	68/.2 = 340	requested occupant load

Restaurant Tavern Occupancy

Date	Business Name	No.	Dir.	St. Name	Capacity	# of Toilets	Toilet Cap.	Sq. Ft./# Persons	Door Width/# Persons	Reason
10/4/2017	J & P International	6634		Watts Rd.	46 inside dining, 84 on patio	1 men, 1 women	150	690 / 15 = 44 dining, 1,122 / 15 = 74 patio	68/.2=340	seating layout
6/16/2022	Texas Roadhouse	7104		Watts Rd.	330 in dining, 38 in waiting area	3 women, 1 men, 2 urinals, 1 unisex	525		104"/.2 = 520	Fixed seating layout
5/2/2017	Fit Fresh Cuisine	8066		Watts Rd.	21	1 women, 1 men + public	150 +	460/15 = 30	doors swing in therefore, 49	requested capacity
11/28/2005	Adler's	8202		Watts Rd.	228	3 women, 2 men, 1 urinal			102"/.15=680	seating layout and requested capacity
6/11/2003	Brennans	8210		Watts Rd.	201	1women, 1 men	1000		72"/.15 =480	Liquor sales Area
12/12/2018	The Cider Farm	8216		Watts Rd.	80 total, 59 max tasting room, 49 max in greenhouse	1 women, 1 men	80		Tasting room - 74"/.2 = 370. Greenhouse - 1 exit = 49	toilets, exits, requested capacity of tasting room
9/13/2023	D'Vino	106	S	Webster St.	99	1 women, 1 men, 1 urinal, 1 unisex		2,000 sq. ft.	72" = 144	Sprinklers
6/23/2009	Holiday Inn	5109		West Terrace Dr.	375 meeting rooms, 105 restaurant, 150 outdoor dining	5 women, 3 men, 2 urinal	see sanitary fixture sheet			requested capacity
4/24/2015	The Cheesecake Factory	1		West Towne Mall	79 cocktail lounge, 40 indoor patio, 46 outdoor patio	3 women, 2 men, 1 urinal + 1 women, 1 men for employees	450	dining 2317 sf/ 15 = 152	Dining and coctail lounge 214" / .2 = 1,070; Indoor patio 72"/.2 = 360; outdoor patio 72"/.2 = 360	Dining: floor area, all other areas: seating layout

Restaurant Tavern Occupancy

Date	Business Name	No.	Dir.	St. Name	Capacity	# of Toilets	Toilet Cap.	Sq. Ft./# Persons	Door Width/# Persons	Reason
10/31/2023	Sushi Lovers	72		West Towne Mall	176 in customer area	4 women, 2 men, 2 urinals	600	84 fixed seats; 23 ft bar / 1.5 = 15; 840 sq ft tables / 15 = 56; 147 sq ft waiting / 7 = 12	132"/.2= 660	seating layout and area
5/7/2012	Menchie's	113		West Towne Mall	21	1 men, 1 women	150	270 sq ft / 21 people = 12.8 sqft/person	34/.2 = 170: 1 exit = 50	Seating layout
5/3/2017	Dave & Buster's	414		West Towne Mall	1722	13 women, 6 men, 7 urinal also unisex toilet room for employees	691 for the A2 & 1031 for the A3 Total 1722	A2 & A3 occupancies. Varied types of seating and standing total >1722	Min. 4 exits required. 396"/.2=1980	Toilets & requested occupant load on plan
5/3/2021	Portillo's	7230		West Towne Way	150 indoor dining, 52 outdoor	3 women, 2 men, 1 urinal	450	fixed	102"/.2 = 510	Seating
12/6/2021	Tropical Smoothie Café	341	S	Westfield Rd	15	1 unisex	15	324 / 15 = 21	68/.2 = 340	single toilet
11/24/2021	MACS	349	S	Westfield Rd	98	1 women, 1 men	150		72"/.2=360	Architect requested
12/8/2009	Tai's Asian Bistro	638	S	Whitney Way	64	1 women, 1 men	150	986 / 15 = 66	68 / .15 = 453	64 seats shown, capacity requested was 60
9/18/2009	Vintage Brewery	674	S	Whitney Way	372	6 women, 3 men, 4 urinal	774		236" / .2 = 774	square footage & seating
3/3/2020	Veit Kitchen	682	S	Whitney Way	90	1 women, 1 men	150	1345/15=90	72"/.2=360	square footage
11/18/2004	Takara Steak House	696	S	Whitney Way	115	1 women, 1 men, 1 urinal			100"/.2 = 500	Seating layout
7/1/2016	Cambridge Winery	1001	S	Whitney Way	90	1 women, 1 men	150	2574 sq.ft./15 = 171	72"/.2=360	seating, requested capacity, & no sprinklers

Restaurant Tavern Occupancy

Date	Business Name	No.	Dir.	St. Name	Capacity	# of Toilets	Toilet Cap.	Sq. Ft./# Persons	Door Width/# Persons	Reason
7/16/2018	I/O Arcade Bar	720		Williamson St	155	3 women, 1 men & 2 urinals	240	2,688/15=180	72"/.2=360	ALRC
1/5/2018	Poke	600		Williamson St ste K3	49	1 women, 1 men	150	750 sqft./15 = 50	72"/.2=360	Square footage and seating layout.
10/18/2001	Mekong Restaurant	600		Williamson St.	98	2 womens, 1 men, 2 urinals	120	988 sq. ft. = 98	108"/50 = 216	Square footage
3/3/2005	Sardine	617		Williamson St.	218	2 womens, 1 men, 1 urinal	300	3000 inside, 282 outside	66"/.2 = 330	Square footage
7/3/2019	Eldorado	744		Williamson St.	99	3 women, 1 men, 2 urinals	450			Sprinklers
3/17/2021	Dobahn	809		Williamson St.	50 indoor	1 women, 1men	150	Main floor: 311 sf / 15 = 20, 29 ft bar / 1.5 = 19. mezz: 348 sf / 15 = 23.	72"/.2=360	Requested occupant load
7/10/2020	Taco Local	811		Williamson St.	25	1 unisex	25	counter: 7.5 ft/1.5 = 5; tables: 130 sf/15 = 26	130"/.2=650	toilets
2/28/2020	Umami	901		Williamson St.	47	2 unisex	150		76"/.2=380	single exit and floor area
3/27/2020	Feast	904		Williamson St.	176	2 women, 1men, 1 urinal	300	2253 sqft. / 15=150	180"/.2=900	Seating plan & Zoning Admin.
10/24/2014	Madison Sourdough	916		Williamson St.	49 west of firewall, 12 in patisserie	1 women, 1 men, 2 unisex	225		68"/.2 = 340	49 in west side per building variance, 16 in east side per floor area

Restaurant Tavern Occupancy

Date	Business Name	No.	Dir.	St. Name	Capacity	# of Toilets	Toilet Cap.	Sq. Ft./# Persons	Door Width/# Persons	Reason
10/14/2010	Umami	923		Williamson St.	indoor, 14 out	1 women, 1 men	150	420 sf/15 + 18 feet / 1.5 = 40 inside; 225 sf / 15 = 15 outside	62"/.2 = 310	seating layout and requested
1/27/2021	I/O Arcade Bar	924		Williamson St.	298	6 women, 3 men, 4 urinals	780	3,100 sf gaming/11=281; 75 ft bar/1.5 = 50; 300 sf tables/15= 20	80"/.2 = 400	requested capacity. Alcohol license is for 300
12/9/2014	Pig In a Fur Coat	940		Williamson St.	60	1 women, 1 men	150	900 sf / 15 = 60	68"/.2 = 340	floor area
4/13/2023	Sultan	1054		Williamson St.	50	1 women, 1 men	150		1 exit = 50	seating layout and exits
11/20/2019	Tokyo Sushi	1133		Williamson St.	40 inside, 10 outside	1 women, 1 men	150	inside back 355/15 = 23 inside front 130/15 = 8, bars 8' and 7' = 9, outdoor 150/15 = 10	indoor 1 exit = 50	floor area and bar length
1/4/2002	Weary Traveler	1201		Williamson St.	99	2 women, 1 men, 1 urinal	100	997 sq ft = 99	72"/50 = 144	Toilets & square footage
5/15/2015	Buraka	1210		Williamson St.	126 Total: 74 indoor, 40 rear	2 women, 1 men, 2 urinals	300		68" /.2 = 340	Seating plan
10/26/2022	Café Coda	1224		Williamson St.	99	1 women, 1 men	narr tavern half	930 sf tables / 15 = 62; 41 ft bar / 1.5 = 27; additional standing area; rear classroom area = 30	68"/.2 = 340	no sprinkler
8/14/2023	Williamson St. Co-op event space	1226		Williamson St.	99	1 women, 1 men	130	1,575 sf / 15 = 105	102"/.2 = 510	no sprinkler
2/2/1994	Crystal Corner	1302		Williamson St.	99	2 women, 1 men, 1 urinal	120	1725 sq. ft. = 172	72"/50 = 144	1-hour separation
4/24/2024	Ha Long Bay	1353		Williamson St.	79 in dining area	1 women, 1 men, 1	150 patrons	62 ft bench / 2 = 31; 11 chairs at benches; 14 ft bar / 1.5 = 9; 120 sf	68"/.2 = 340	Requested capacity
4/28/2011	Lazy Jane's Café	1358		Williamson St.	100	1 women, 1 men, 1 urinal	150	1589 sq. ft. = 105	72"/.2 = 360	Seating lay out and requested

Restaurant Tavern Occupancy

Date	Business Name	No.	Dir.	St. Name	Capacity	# of Toilets	Toilet Cap.	Sq. Ft./# Persons	Door Width/# Persons	Reason
3/20/2013	Grampa's Pizza	1374		Williamson St.	37	1 men, 1 women	150	145 front dining = 10; 285 back dining = 19; 12 ft dining bar = 8	136"/.2 = 680	floor and booth area
6/21/2016	Gib's Bar	1380		Williamson St.	49	1 women, 1 men	80	730 sqft/15=49	72"/.2=360	Square footage & no sprinklers
10/24/2012	Batch Bakehouse	1402		Williamson St.	23 in dining	1 men, 1 women, unisex in bakery area	150	35.5 feet of counter / 1.5 = 23	40/.2 = 200 - 1 exit = 50	seating layout
10/12/2016	Café Domestique	1408		Williamson St.	17 in dining area	1 women, 1 men shared with bike shop		264 sf / 15 = 17	1 exit = 50	floor area
4/24/2013	Smokin' Cantina	1511		Williamson St.	15	1 unisex	15	400 / 15 = 26	72/.2 = 360	Toilet facilities
4/28/2011	Mickey's Tavern	1524		Williamson St.	80	1 women, 1 men, 1 urinal	80	1366 sq. ft. = 136	72"/.2 = 360	Toilet facilities
8/26/2010	Bandung Restaurant	600M		Williamson St.	80 total, 42 in dining and 38 in bar	1 women, 1 men	57 x 2 = 114	dining: 630 / 15 = 42; bar: 360 / 14 + 22 ft of bar / 1.5 = 38	68/.15 = 453	square footage & seating
11/1/2022	The Madison Club	5	E	Wilson St.	public areas 305,	3 women, 2 men, 2 urinals	450	=150; dining room 1,290/15=86; bar/lounge 23 ft bar/ 1.5 + 735 sf	102/.2=510. 3rd floor 138" stairs / .3	area, bar length 3rd floor:
12/19/2018	Capitol Chop House	9	E	Wilson St.	106 in main dining, 181	men, 2 urinals, 4 unisex	750	3,582 tables / 15 = 238; 74 ft bar / 1.5 = 49	520; lobby 70/.2 = 350	Floor area, bar length

Restaurant Tavern Occupancy

Date	Business Name	No.	Dir.	St. Name	Capacity	# of Toilets	Toilet Cap.	Sq. Ft./# Persons	Door Width/# Persons	Reason
1/31/2011	The Tempest	120	E	Wilson St.	192 indoor, 36 outdoor	3 women, 1 men, 2 urinals	300		140"/.2 = 700	Plans approved 7-26-2007 & no sprinkler
6/6/2006	Osteria Papavero	128	E	Wilson St.	50	1 men, 1 women	150		1 exit = 50	single exit
10/29/2009	Plaka Restaurant	410	E	Wilson St.	44 indoor, 34 on deck	1 women, 1 men	150	deck 511 / 15 = 34	indoor 34" door / .2 + 42" stair / .3 = 310. Deck 1 exit = 50	seating layout indoor, floor area outdoor
8/25/2009	Nomad World Pub	418	E	Wilson St.	160	3 women, 1 men, 2 urinals	160	1736 sq. ft. = 174	108"/50 = 216	Toilets
1/20/1994	Come Back Inn	508	E	Wilson St.	160	2 women, 1 men, 1 urinal	160	2336 sq. ft. = 233	80"/50 = 160	Toilets & exit width
5/13/1998	Essen Haus	514	E	Wilson St.	240	3 women, 1 men, 3 urinals	240	3555 sq. ft. = 355	146"/50 = 292	Toilets
10/17/2018	Working Draft Beer Co.	1129	E	Wilson St.	99 indoor, 40 outdoor	2 women, 1 men, 1 urinal	300	1,211 sq. ft. dining / 15 = 80; 29 ft bar / 1.5 = 19; 640 sf outdoor / 15 = 42	174"/.2 = 870; outdoor - 1 exit = 49	Floor area, bar length, no sprinkler; 40 outdoor per request
10/11/2006	Mermaid café	1927		Winnebago St	10	1 unisex	15 total		66"/.2 = 330	seating layout
6/15/2012	Chocolaterian	2005		Winnebago St	91	1 women, 1 men	150	1400/15=93	72"/.2=360	seating layout
10/20/2010	Players Sports Bar	2013		Winnebago St	80	1 women, 1 men	80	920 sf / 15 = 61 + 39.5 ft bar / 1.5 = 26 Total = 87	72"/.2 = 360	Toilets
1/31/2022	Kin-Kin Coffee / Rise Bakery	2021		Winnebago St	30	1 women, 1 men	150	450 sf / 15 = 30	102"/.2 = 510	floor area
7/18/2018	Winnebago Art Café	2262		Winnebago St	99	1 men, 3 women & 2 urinals	300	3500/15=233	72"/.2=360	building is not sprinklered 99 is the max.

Restaurant Tavern Occupancy

Date	Business Name	No.	Dir.	St. Name	Capacity	# of Toilets	Toilet Cap.	Sq. Ft./# Persons	Door Width/# Persons	Reason
6/19/2018	Union Corners Brewery	2438		Winnebago St	113 indoor dining	2 women, 1 men, 1 urinal	300	Indoor: 1,348 sf tables / 15 = 89, 43' bar / 1.5 = 28	Indoor: 104"/.2 = 520	Requested capacity
1/14/2020	Ambition Nutrition	2015		Winnebago St #101	33	1 women, 1 men shared	91	525 sf / 15 = 33	68"/.2 = 340	floor area
1/12/2023	Herbiery Brewing	2015		Winnebago St #101	47	1 women, 1 men shared		12 ft bar / 1.5 = 8, 258 sf seating / 15 = 17, 114 sf standing / 5 = 22	1 exit for dining = 49	floor are and bar length. No sprinkler
2/23/2016	Edgewater-Boathouse	1001		Wisconsin Pl	131 1st level, 112 upper level, 48 outside					State approved plans
6/30/2015	Greenview Brewing	1806		Wright St	49	1 women, 1 men	80	900 sqft. / 15=60	108"/.2=540	must stay a B occupancy. Cannot be an A because of area
7/13/2006	Moose Creek Deli	425	S	Yellowstone Dr	31	Common toilets		465 sq. ft./ 15 = 31	68"/.2 = 340	Floor area
11/1/2022	Fuki Hot Pot	2143		Zeier Rd.	99	3 women, 1 men, 2 urinals	450	fixed seating	104"/.2=520	no sprinkler
7/16/2019	Global Market	2161		Zeier Rd.	650 total, 368 in dining area	Public: 4 women, 3 men, 2 urinals			260"/.2 = 1,300	requested capacity
1/12/2017	Potbelly Sandwich Shop	2245		Zeier Rd.	68 indoor, 20 outdoor	1 women, 1 men	150	967 SF / 15 = 64 + 4 in kitchen	104"/.2= 520	Floor area