



ועידת התביעות
Claims Conference

Conference on Jewish Material Claims
Against Germany

JANUARY 2024



HOLOCAUST SURVIVORS WORLDWIDE
A DEMOGRAPHIC OVERVIEW

CLAIMS CONFERENCE CENTER FOR THE STUDY OF DEMOGRAPHY



© 2023-2024 Conference on Jewish Material Claims Against Germany (Claims Conference)
Claims Conference Center for the Study of Holocaust Survivor Demography
 The Center is devoted to research and statistical analysis of data on the Holocaust survivor population worldwide to provide reports of their geographic distribution and demographic profile. The center is a nonpartisan research center. www.claimscon.org

CONTENTS

LETTER FROM THE PRESIDENT AND EXECUTIVE VICE PRESIDENT	2
ACKNOWLEDGMENTS	3
EXECUTIVE SUMMARY.....	4
KEY FINDINGS	5
CLAIMS CONFERENCE BACKGROUND	7
POPULATION PROFILE	12
SUMMARY.....	22
METHODOLOGICAL NOTES	25
APPENDIX A: SOURCES OF COMPENSATION	28
APPENDIX B: CLAIMS CONFERENCE HOLOCAUST SURVIVOR DEFINITION (APPROVED BY GERMAN GOVERNMENT FOR HOME CARE).....	31
APPENDIX C: HOLOCAUST SURVIVOR POPULATION BY COUNTRY, 2023.....	33
NOTES	34

LETTER FROM THE PRESIDENT AND EXECUTIVE VICE PRESIDENT

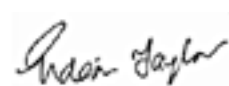
We are proud to release this report summarizing demographic data of the worldwide population of survivors of Nazi persecution. A little over 70 years ago, the Conference on Jewish Material Claims Against Germany (Claims Conference) signed the first indemnification agreement (the Luxembourg Agreements), making it possible for Holocaust survivors to receive a measure of justice. Since 1951, the Claims Conference has secured over \$90 billion in indemnification for Jewish survivors of the Holocaust for suffering and losses resulting from persecution by the Nazis. This work has ensured that survivors receive pensions, one-time payments and – for those most in need – life-sustaining services, such as home care, medicine, hot meals and friendly support networks.

Our ongoing negotiations with Germany and Austria, which continue to this day, aim to allow survivors to live their final years with the dignity stolen from them in their younger days.

Understanding Holocaust survivors, their needs and the challenges they face helps the Claims Conference envision and implement programs to enhance life quality. The needs of survivors may vary according to many factors: location, age, health, disability, poverty, persecution and on and on. It is the commitment of the Claims Conference to study the multiplicity of issues, their interconnectedness and relationship, and most importantly their impact on survivors health and well-being.

The data we have amassed not only tells us how many and where survivors are, it clearly indicates that most survivors are at a time in their lives when their need for care is growing. Our work and commitment to Holocaust survivors remains steadfast.

It is our goal that this initial report provides a fuller picture of our Holocaust survivors, whose resilience must be honored, remembered and serve as an example for us all.



Gideon Taylor
President



Greg Schneider
Executive Vice President

ACKNOWLEDGMENTS

We are grateful to all our colleagues who contributed to this report. Claims Conference demographer Elizabeth Tighe led the effort to synthesize decades of data collected by the Claims Conference to provide a comprehensive portrait of the current population.

We are grateful for the feedback provided by experts in demographic research: Professor Alex Weinreb, Research Director, Taub Center for Social Policy Studies in Israel; Dr. Pearl Beck, Social and Evaluation Research Consultant, Beck Associates; Berna Torr, Professor of Sociology, California State University Fullerton; and Leonard Saxe, Klutznick Professor of Contemporary Jewish Studies and Director of the Cohen Center for Modern Jewish Studies and Steinhardt Social Research Institute, Brandeis University. In addition, we thank Professor Sergio DellaPergola, Professor Emeritus and former Chairman of the Hebrew University's Harman Institute of Contemporary Jewry, for reviewing and expressing his support for this work.

We also thank our external colleagues who provided much appreciated insights and perspectives. These include: Michael Berenbaum, Holocaust Scholar, Distinguished Professor of Jewish Studies at American Jewish University; Shimon Fogel, Chief Executive Officer, Centre for Israel and Jewish Affairs; Talyah Breslin, Chief Executive Officer, Jewish Family and Child Services of Greater Toronto; Hannah Wasserman, Director of Development and Communications, Jewish Family and Child Services of Greater Toronto; Shelley Rood Wernick, The Jewish Federations of North America; Ambassador Colette Avital, Chairperson, Centre of Organizations of Holocaust Survivors in Israel & Vice President, Claims Conference; Philippe Allouche,

Executive Director, Fondation pour la Mémoire de la Shoah; Robert Goot, Co-Chair, WJC Policy Council & Claims Conference Leadership Council; Richelle Budd Caplan, Director, Global Initiative Department in the International Affairs and Communications Division, Yad Vashem; Robert J. Williams, PhD, Finci-Viterbi Executive Director Chair, USC Shoah Foundation; Josh Otis, Social Services and Community Innovation Director, UJA Canada; The Association of Jewish Refugees (AJR); Jewish Joint Distribution Committee (JDC); United States Holocaust Memorial Museum; and Circle of Care.

Internally, Elvira Zilberbrand, Julia Belkin, Boris Simonovsky and Kalkidan Ejamo shared their technical expertise and knowledge of the data. We also are appreciative to colleagues Karen Heilig, Ehud Moses, Jamie Schaefer-Wilson, Shari Reig, Miriam Weiner, Chen Yurista, Arie Bucheister, Jonathan Segal, Michael Elkin, Ruediger Mahlo, Tziona Koenig-Yair, Wesley Fisher, Joanna Sliwa, Ruth Weinberger and Ovidiu Creanga, who provided feedback, insights and helpful suggestions.

In addition, Julie Chapnick, Adam Fass, Theodore McDarrah, Jacek Stachowski, Yael Caroline Millner and Aleksandr Kukuy provided their expertise and insights on interpretation of data related to compensation programs and social welfare grantees. We also thank our colleagues in Communications including Kara Kovačev, Ben Grossman, Susanne Cervenka, Noël Kepler, Cornelia Levi and Ruth Kinet for their assistance in preparing publication of this report.

We also honor our Holocaust survivors, whose strength and resilience, inspire each of us profoundly.

EXECUTIVE SUMMARY

This report summarizes data on the demographic composition of known Holocaust survivors worldwide as of August 2023. The report is based predominantly on review and analysis of data collected internally by the Conference on Jewish Material Claims Against Germany (Claims Conference).

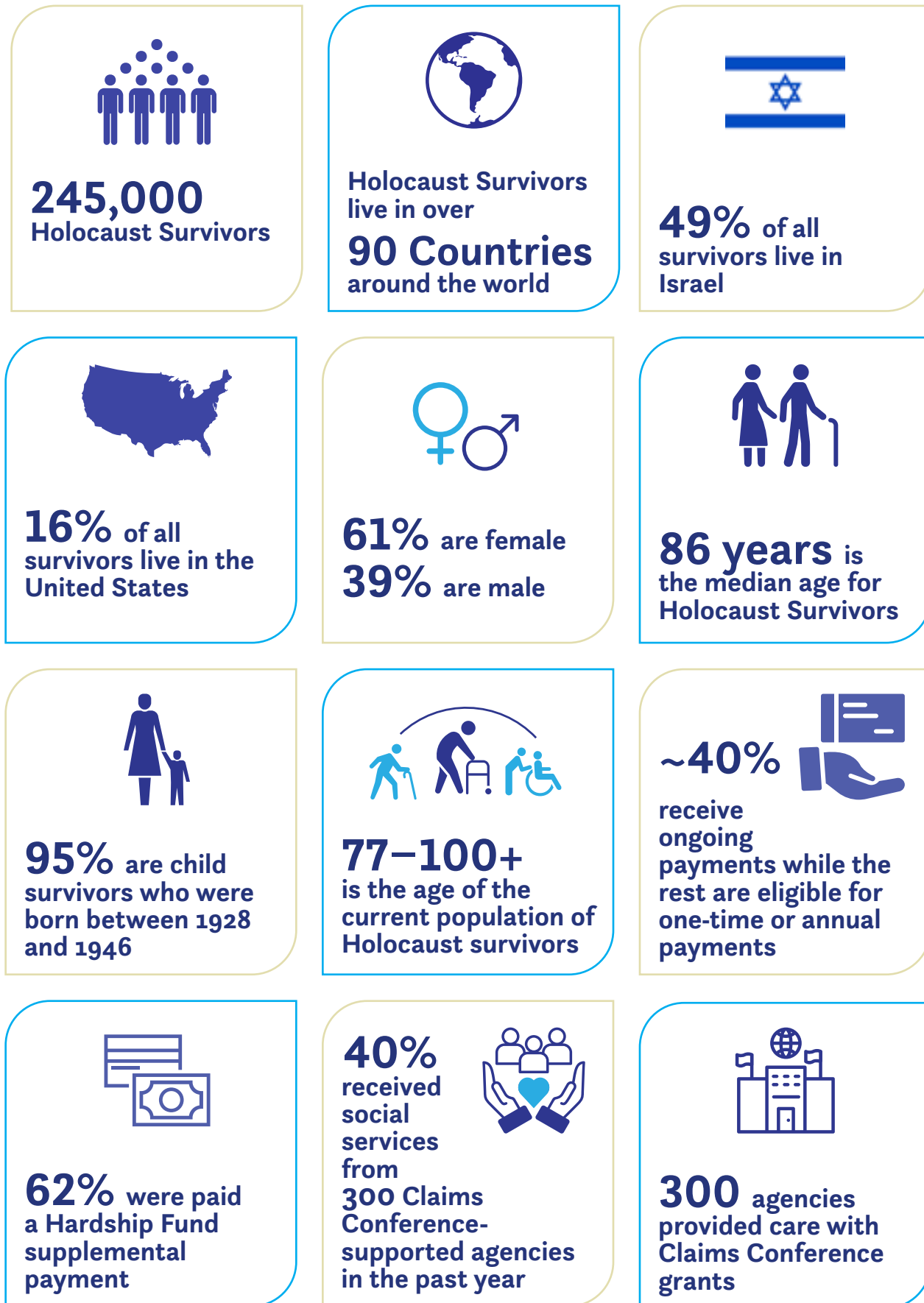
Since its founding in 1951, the Claims Conference has been dedicated to securing a measure of justice for Holocaust survivors worldwide. Primarily as a result of its negotiations with the German government, the Claims Conference administers several compensation funds that provide direct payments to survivors globally and issues grants to over 300

social service agencies worldwide that provide welfare services and help address the needs of the aging, vulnerable population of survivors. The organization has conducted extensive outreach to identify and provide compensation, social welfare services and socialization programs for survivors and build relationships with survivors around the world.

Through its development of reporting systems, the Claims Conference has amassed significant data which is useful in helping to analyze the demographics of the Holocaust survivor population. This report focuses on the basic demographic characteristics of the population and its geographic distribution.

KEY FINDINGS

- There are an estimated **245,000 Holocaust survivors** in over **90 countries** worldwide.¹
- Nearly half (**49%**) of all survivors reside in **Israel**.
- **18%** reside in **Western Europe**, with **9%** of all survivors worldwide residing in **France**.
- **18%** reside in **North America**, with **16%** of all survivors residing in the **United States**.
- **12%** reside in countries of the **former Soviet Union (FSU)**.
- The current population of survivors is between **77 and over 100 years** of age, born between the years of 1912 and 1946, with a **median age of 86 years**. (This includes a small number who were in utero in 1945 and born in early 1946.)
- The majority (**95%**) of these individuals are **child survivors** who were born between 1928 and 1946.
- The majority of survivors are **female (61%)** compared to male (39%).
- As a result of the Claims Conference's successful negotiations with the German government over the years, nearly **40%** of survivors **receive monthly payments** while the rest are eligible for one-time or annual payments.
- Nearly two-thirds of survivors (**62%**) **received at least one payment** under the "Hardship Fund Supplemental Payment Program."
- **40%** of survivors are receiving or received in the past year **social welfare services** provided by over **300 agencies** that receive grants administered by the Claims Conference.
- **90%** of all documented Holocaust survivors worldwide were in **direct communication with the Claims Conference** during 2022 to 2023.



CLAIMS CONFERENCE BACKGROUND

Since its founding in 1951, the Conference on Jewish Material Claims Against Germany (Claims Conference) has secured recognition, compensation and restitution for Jewish survivors of the Holocaust. Throughout its history, the mission of the Claims Conference has always been to obtain a measure of justice for Jewish victims of Nazi persecution. No amount of compensation could ever make good the destruction of human life, communities and culture. Nothing could atone for the systematic effort to annihilate the Jewish people. But some survivors' physical, psychological and financial losses could be eased, their suffering recognized and their stories preserved for the historical record.

Historic agreements were signed in 1952, in Luxembourg, between the governments of Israel and Germany, and between Germany and the Claims Conference. In the decades that followed, Germany has paid more than \$90 billion in indemnification to individuals for suffering and losses resulting from Nazi persecution.² Over the years, ongoing Claims Conference negotiations with Germany have resulted in the creation of compensation programs, which provide payments to survivors who were persecuted as Jews in Europe, the former Soviet Union and parts of North Africa that were occupied by the Nazis or their Axis allies. Moreover, German funds negotiated by the Claims Conference support a wide range of vital and life-sustaining care for survivors in need around the world, including home care, medicine, hot meals and friendly support networks. Perhaps most importantly, with the support of the Claims Conference and its partner social welfare agencies, Holocaust survivors are better able to remain in their homes for as long as possible.

This report describes the current population of known Holocaust survivors worldwide. This portrait of the population is based on data from Claims Conference databases. These survivors have shared their experiences during the period of Nazi persecution; their descriptions have been verified through documentation and are part of the collective record established by the Claims Conference in its ongoing negotiations for compensation to Holocaust survivors throughout the world.



German Chancellor Konrad Adenauer signing the Luxembourg Agreements on September 10, 1952

Sources of Compensation

The main sources of information by which Holocaust survivors have been identified are through the different compensation programs available to survivors. To assist survivors with their applications, the Claims Conference employs historians and researchers who help document each claimant’s persecution history.

Direct compensation used to identify the current population of survivors is made through several main pension programs as well as through one-time payments. The pension programs include:

- “BEG” (Bundesentschädigungsgesetz): The West German federal indemnification law was the original pension program negotiated between the Claims Conference and West Germany, enacted in legislation in West Germany and administered by the West German Länder (States)
- Pensions of the Israeli government from the Holocaust Survivors’ Rights Authority (“HSRA”)
- Article 2, “CEEF” (Central and Eastern European Fund), and “RSP” (Regional Specific Pension): Pensions administered by the Claims Conference
- Austrian: Pensions administered by the Austrian government

For details regarding each of these pension programs, see *Appendix A*.

For the pension programs, recipients annually provide documentation or other materials demonstrating that they are alive, and therefore current data has been available and reliable due to these ongoing reporting requirements.

For one-time payment programs, the situation is more complex. The one-time payment program administered by the Claims Conference with German government funds — known

as the Hardship Fund — was created in 1980, and payments under that program have been made over the past 43 years. Demographic and other information concerning survivors who received these one-time payments was current when payments were issued. However, updated data regarding these survivors generally was not available, since the same ongoing relationship does not exist with these individuals as exists with pension recipients or with one-time payment recipients who also receive ongoing welfare services funded by the German government.

One of the Claims Conference’s most recent achievements was its negotiation of supplemental Hardship Fund payments for those who had previously been entitled to a Hardship Fund payment or had received a one-time payment under Germany’s BEG program or from Austria. These additional supplemental payments were approved for distribution in each of 2021, 2022 and 2023, and will continue annually through 2027. This not only enabled the Claims Conference to provide additional assistance to Holocaust survivors eligible for the Hardship Fund, it also resulted in updated data about the population.³

In addition, as a result of ongoing Claims Conference negotiations that seek to reduce or remove many of the barriers limiting survivors’ eligibility for these compensation programs, the criteria for receiving one-time payments have changed over time. Liberalizations have included removing income limits as well as extending benefits to survivors who suffered from persecution not previously recognized by Germany — such as those who lived under or fled from the Leningrad Siege and those who currently live in the countries of the former Soviet Union — as well as other new criteria.

These new supplemental payments, as noted previously, have been instrumental in understanding the current demography of Holocaust

survivors. Prior to the inception of the supplemental payments in 2021, the estimates of the number of living survivors (and their profiles) were derived from pension recipients and individuals who received one-time payments under a program that began several decades ago, beginning in 1980. Recipients of the one-time payments, if they were not also receiving Claims Conference-funded social welfare services, often had no contact with the Claims Conference, in many cases for years, if not decades. Therefore, studies of survivor demographic data necessarily relied on estimates, taking into account general mortality rates. As a result of the supplemental payment program that began in 2021, the Claims Conference has been able to communicate directly with more than 200,000 survivors around the world. This new information has been critical in enabling the Claims Conference to update its prior estimates and provide a current snapshot of the size and other demographic characteristics of the survivor population.

In addition to these individual compensation programs, which provide monthly or one-time payments, many Holocaust survivors also receive social welfare services from agencies funded by the Claims Conference. As part of the negotiations in 1990 resulting in the unification of East and West Germany, a new restitution law for property located within the boundaries of the former East Germany was established. The law enabled tens of thousands of property owners and heirs to file claims

and recover assets. The law also designated the Claims Conference as the “Successor Organization” for unclaimed Jewish-owned property located in what had been East Germany. As a result, the Claims Conference recovered and sold — or received compensation for — thousands of unclaimed properties that otherwise would have reverted to the German government. The Claims Conference applied the sales proceeds and compensation received for such properties to assist Holocaust victims.

In total, through this program, the Claims Conference has allocated more than \$1 billion in grants, mainly to social welfare agencies. These grants supported relief programs that assisted the poorest and most vulnerable Holocaust survivors with desperately needed food, medicine and home care to enable them to live their final years in dignity.

Over time, the Claims Conference realized that two important factors would have an impact upon critical survivor needs. First, as survivors aged, they wished to remain in their homes and their need for home care would increase dramatically. Second, the Successor Organization’s



Claims Conference case workers assist Holocaust survivors with their compensation claims at an open house in Brooklyn, NY

resources were finite and would diminish as the claims with respect to property located in the former East Germany were resolved. As a result, survivor home care needs became an integral part of the Claims Conference’s annual negotiations with Germany. From an initial commitment for home care from Germany of €6 million, this funding has substantially increased. During the 2023 negotiations with the German government, the Claims Conference successfully negotiated €788.9 million (approximately \$888 million) for survivors' home health care needs for 2024.

Nearly half (40%) of Holocaust survivors worldwide — all of whom receive, have received or qualify for Holocaust-related compensation — are provided social welfare services that are subsidized by the Claims Conference. Additional detailed data is available for those who receive these services, which includes survivors who do not receive payments administered by the Claims Conference, such as those who receive pensions directly from Israel or the German government (e.g., under the BEG).

In addition to social welfare services, certain survivors who receive compensation administered by other sources, such as the German BEG or the HSRA in Israel, are also eligible for compensation from the Claims Conference through the Child Survivor Fund. This is a one-time payment available to survivors who meet certain persecution criteria and were born on or after January 1, 1928. This fund originated in 2015 and several hundred new applications for payments were approved in the past year.

Definition of “Holocaust Survivor”

The population represented in this report has a specific definition used by the Claims Conference – based on agreements with the German government in assessing eligibility for

compensation programs. This definition is very different from the narrow criteria established in early negotiations with Germany. As a result of ongoing negotiations, the Claims Conference has been able to broaden the definition so that it now includes various groups of Jewish individuals affected by Nazi persecution, from those who were in concentration camps, forced labor camps and ghettos to those who were

Table 1. Sources of Compensation among Worldwide Holocaust Survivor Population, 2023.

Program	Survivors	Percent
Pension Programs Total	87,900	35.9
Article 2 and CEEF	41,200	16.8
Israel (HSRA)	30,900	12.6
Germany (BEG)	8,200	3.4
Austrian	2,400	1.0
Regional Specific Fund (RSP)	5,200	2.1
Hardship Supplemental	151,400	61.8
Hardship Fund and Other	5,700	2.3
Total	245,000	100

Sources

Article 2 and CEEF: Claims Conference, individuals paid Article 2 or CEEF pensions in 2023. **Israel:** Holocaust Survivors’ Rights Authority, April 18, 2023.³⁵ **BEG:** German Federal Minister of Finance, December 31, 2022, adjusted for mortality.³⁶ **Austrian:** Austrian Pension Authority, December 1, 2022, adjusted for mortality.³⁷ **Hardship Supplemental:** Claims Conference, individuals paid a Hardship Supplemental payment. **Hardship Fund and Other:** Claims Conference, individuals who received one-time Hardship or Child Survivor Fund payments or payments from other sources (e.g., Israel yearly payments, previous one-time payments from the German government) and have continued contact through agencies that receive grants from the Claims Conference.

forced to flee or to live in hiding. This includes Jewish individuals who were persecuted in North Africa, that is, in Algeria, Libya, Morocco and Tunisia. It also includes those who were in utero, recognizing Jews who were fetuses during the Nazi persecution of their mother and who were born up to 9 months after liberation/flight of their mother.

The definition considers the fact that dates of occupation varied by country. For those who were in Germany, the dates are from January 30, 1933, when Adolf Hitler was sworn in as Chancellor, to May 1945, after Germany signed an agreement of unconditional surrender. For those in Poland, the date range is from September 1, 1939, when German troops invaded Poland, to January 1945, when virtually all of Poland within its pre-war borders had been liberated by Soviet forces. For a detailed list by country, see *Appendix B*.

The definition also differs somewhat from the criteria that is used in Israel for determination of benefits in Israel. For example, the government of Israel recognizes Jews who lived in Iraq as eligible for certain benefits while the German government and Claims Conference do not. Details regarding these differences are included in *Appendix B*.

Sources of Data

The description of the survivor population presented in this report is based on a combination of data. The main source of data is derived from the administrative records of the Claims Conference. These records include:

- Demographic characteristics of the individual claimants in each compensation application, such as age, gender and birth country
- Documentation of individual persecution histories

- Payments received from each compensation program administered by the Claims Conference (i.e., those other than the BEG and Austrian programs)
- Services received from social welfare agencies that provide home care, emergency assistance and other assistance

Records were included for all survivors in the Claims Conference data who received Claims Conference-administered pension payments in Q2 2023, received Hardship Supplemental payments, received one-time payments from the Hardship Fund or Child Survivor Fund in the past year (i.e., since January 2022), or received any social welfare services in the past year. In addition, prior to the start of writing of this report in August 2023, all records were updated to reflect any recent changes in compensation status or notifications of death such that the current population profile is for the population as of August 2023.

In addition to Claims Conference data, other sources of information have been used to describe the population. The governments of Germany, Israel and Austria, respectively, provide annual reports on the number of current German BEG, Israeli and Austrian pension recipients. The most recent report on German BEG pension recipients was December 31, 2022. The most recent report on the total number of Israeli HSRA pension recipients was April 18, 2023. The most recent report for Austrian pensioners was for December 1, 2022. Individual level data — such as gender, age and persecution history — are not available from the data provided by the German, Israeli and Austrian governments. Many of these pensioners, however, particularly under German BEG and Israeli programs, also receive services through social welfare agencies funded by the Claims Conference. Demographic characteristics of these individuals are included in the population profile.

POPULATION PROFILE

Based on analysis of available sources of data, there are 245,000 Holocaust survivors worldwide. This estimate is as of August 2023, but it is important to note that the population constantly changes. The majority of these survivors have been identified through relatively recent outreach efforts related to providing Hardship Fund Supplemental payments to all eligible living survivors (see *Table 1*). Thirty-six percent of these survivors (87,900) receive ongoing payments through one of the pension programs.

Population by Age and Gender

The current population of survivors, born between the years 1912 and 1945, ranges in age from 77 years to over 100 years (see *Table 2*). Just over half a percent are over 100 years old. The median age of 86 years divides the population into two groups, half younger and half older. The majority (95%) are child survivors who were born after 1928. Seventy-five percent of survivors were between the ages of 3 and 12 years in 1945. Consistent with general demographic trends associated with older adults, a majority of survivors are women (61%). The ratio of men per 100 women is 64.

Table 2. Age Distribution of Survivors, 2023.

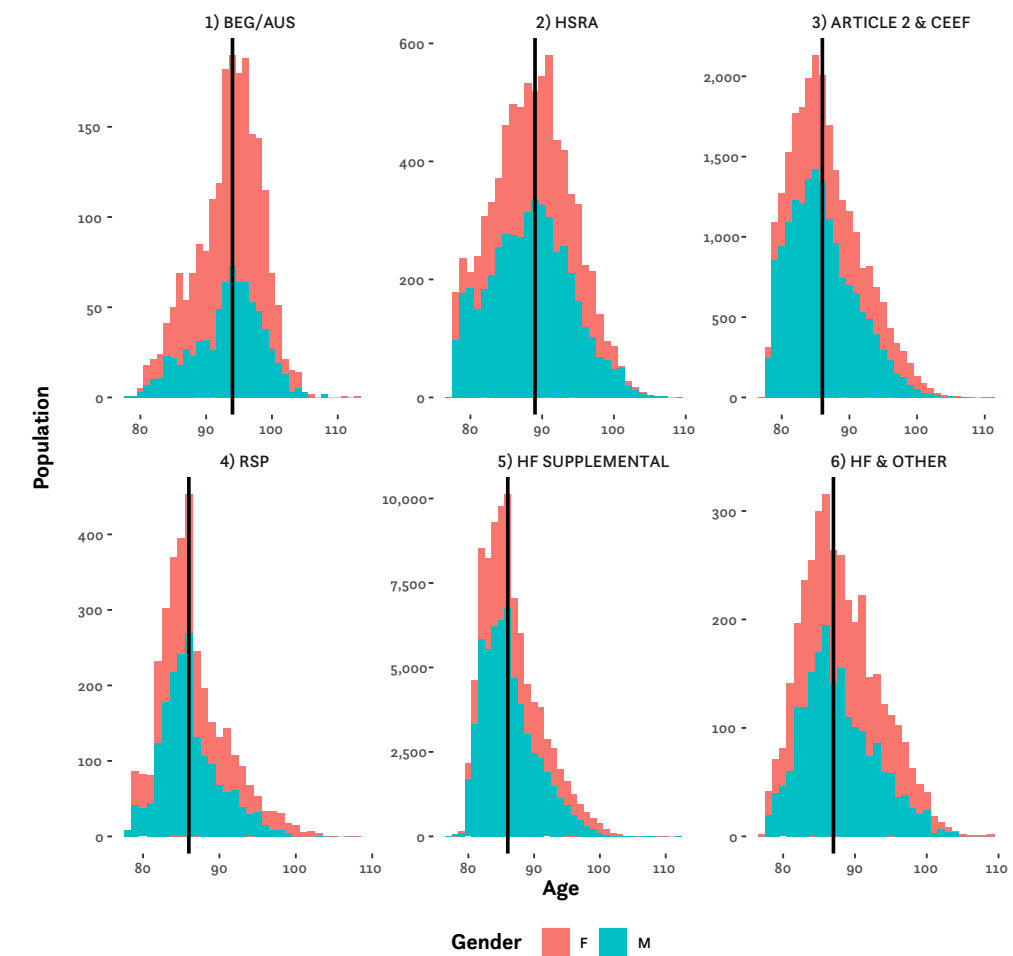
Birth Years	Age in 1945	Current Age	Percent by Age Group		
			All Survivors	Female	Male
			100.0	61.1	38.9
1943 to 1946	0 to 2 years ^a	77-80 years	4.8	4.5	5.3
1938 to 1942	3 to 7 years	81-85 years	41.2	40.4	42.5
1933 to 1937	8 to 12 years	86-90 years	33.5	33.3	33.8
1928 to 1932	13 to 17 years	91-95 years	15.1	15.7	14.3
1923 to 1927	18 to 22 years	96-100 years	4.7	5.3	3.7
1912 to 1922	23 to 33 years	>100 years	0.6	0.7	0.4
Summary Indicators					
	Median Age		86	86	86
	Minimum Age		77	77	77
	Maximum Age ^b		>100	>100	>100
	Sex Ratio (males per 100 females)		63.7		

Notes: a) Includes a small number of survivors who were born in early 1946. b) Specific ages over 100 years are suppressed. Not all survivors over 100 years of age have date of birth documented through birth certificates.

Figure 1 displays the age distributions for the different compensation groups. The median age for each compensation group is displayed as a vertical black line. Age distributions for German BEG, Austria and Israeli HSRA recipients are based on the subpopulation of

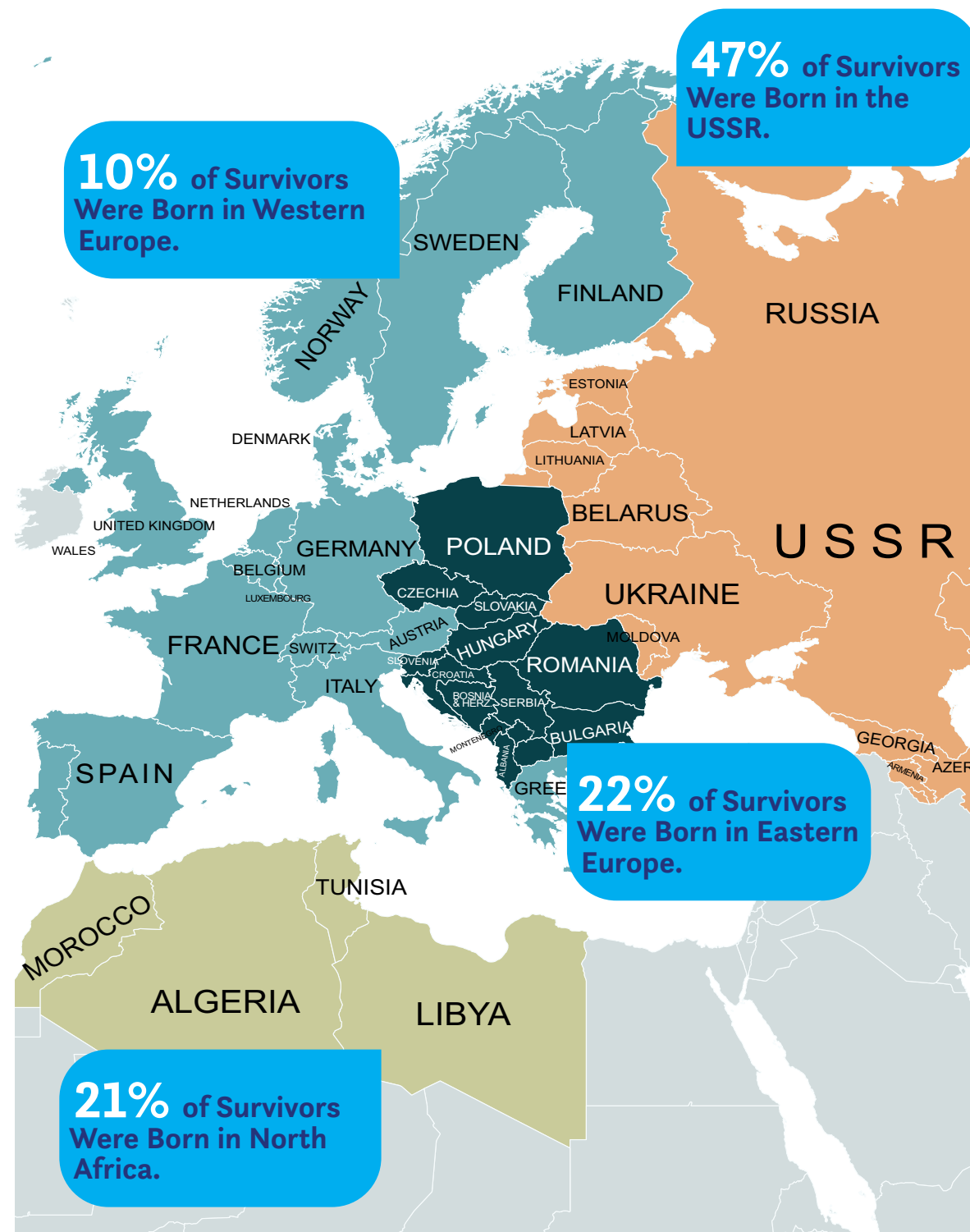
survivors who receive these pensions and are in recent contact with the Claims Conference. Those who receive BEG and Austrian pensions, with a median age of 94 years, are older than other groups.

Figure 1. Distributions by Age for Female and Male Holocaust Survivors by Compensation Group, 2023.



The black vertical line in each chart represents the median age for each compensation group. (1) Survivors who receive pensions from the German (BEG) and Austrian governments. (2) Survivors who receive pensions from the Israeli government (HSRA). (3) Survivors who receive Claims Conference pensions from the Article 2 and Central and Eastern European funds. (4) Survivors who receive Claims Conference pensions from the Regional Specific Pension Program. (5) Survivors who receive Claims Conference Hardship Fund Supplemental payments. (6) Survivors who received one-time Hardship Fund payments or payments from other sources.

Figure 2. Country of Birth for the Current Population of Holocaust Survivors.^a



Notes: a) Country of birth is based on self-report of the survivor.

Population by Country of Birth

Most Holocaust survivors alive today (47%) were born in the former Soviet Union (see Figure 2). Twenty-one percent of survivors were born in Africa, primarily in Morocco, Algeria and Tunisia. Twenty-two percent were born in Eastern Europe, including Romania, Hungary, Poland, Czechoslovakia and Yugoslavia. Approximately 10% were born in Western Europe, including France, Germany, Austria and Netherlands. A very small number of survivors were born outside of these regions. This includes those born in Shanghai and others who were born elsewhere but who lived in affected countries during the period of Nazi persecution.

Those born in Eastern and Western Europe are predominantly pension recipients (see Table 3). Eighty-eight percent (88%) of those born in Eastern Europe and 81% of those born in Western Europe receive pensions. In contrast, the overwhelming majority of those born in the FSU, as well as those born in North Africa, are Hardship Fund recipients and receive the Hardship Supplemental payments.

Eighty-six percent (86%) of those born in the FSU and 94% of those born in North Africa received Hardship Supplemental payments.

Survivors born in the former Soviet Union are younger than survivors born in Eastern and Western Europe. Of those born in the FSU, 81% of women and 83% of men are aged 77 to 90 years old, compared to 67% and 72% born in Eastern Europe, and 70% and 76% born in Western Europe. Those born in North Africa are also disproportionately younger, with 84% of women and 86% of men aged 77 to 90 years old.

The majority of those born in the former Soviet Union currently reside outside of the FSU. Most reside in Israel (37%), followed by North America (24%) and Western Europe (11%) (see Table 5A). Of those who currently reside in the FSU, nearly all (99.7%) were born in the FSU (see Table 5B). Seventy-three percent (73%) of survivors in North America were born in the FSU, as were 43% of survivors in Israel. Survivors currently residing in the FSU tend to be in the greatest need, with weaker social safety nets. Those who were born in the FSU

Table 3. Distribution of Compensation of Holocaust Survivors by Region of Birth Country, 2023.

Region	Percent of Survivors within Region		
	Pension	Hardship Supplemental	Other
Eastern Europe	87.9	7.0	5.1
Western Europe	80.8	16.4	2.8
Former Soviet Union	12.1	85.6	2.3
North Africa	4.1	94.3	1.5

Table 4. Distributions of Age and Gender by Region of Birth Country of Holocaust Survivors, 2023.

Gender	Age (in years)	FSU	Africa	Eastern Europe	Western Europe
Total	77-80	0.9	8.7	11.7	9.8
	81-85	44.3	46.3	27.1	31.5
	86-90	36.3	29.9	29.8	30.9
	91-95	14.1	12.1	21.3	20.0
	96-100	4.0	2.6	8.7	6.7
	>100	0.3	0.4	1.4	1.0
Female	77-80	0.9	8.5	10.6	9.3
	81-85	43.8	45.8	26.2	29.8
	86-90	36.0	29.9	29.8	30.6
	91-95	14.4	12.5	22.3	21.0
	96-100	4.5	2.8	9.6	8.0
	>100	0.4	0.5	1.4	1.3
Male	77-80	0.9	9.0	13.5	10.6
	81-85	45.3	47.1	28.7	34.1
	86-90	36.9	29.8	29.7	31.4
	91-95	13.7	11.6	19.5	18.5
	96-100	3.1	2.3	7.3	4.8
	>100	0.1	0.2	1.4	0.6

and have migrated from the FSU, although now residing in countries with stronger social safety nets, still tend to be among the poor and high in need.

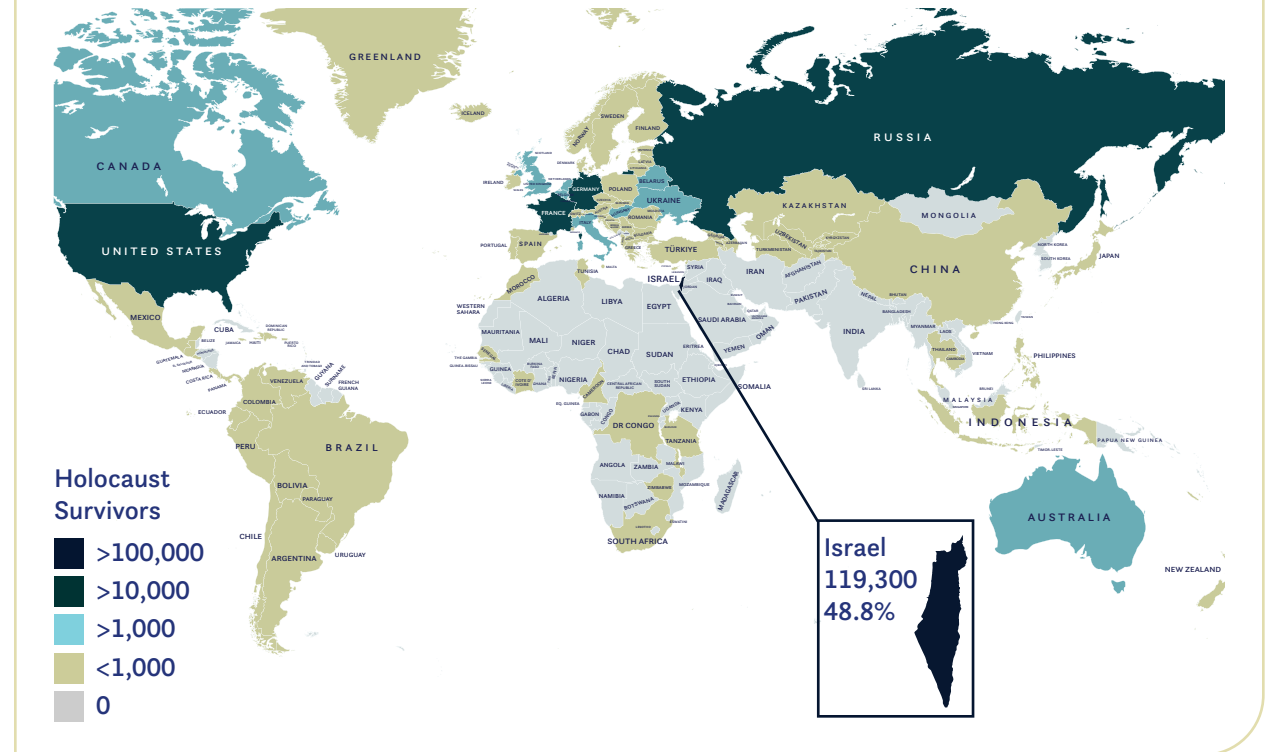
Population by Region

The current population of survivors reside in over 90 countries throughout the world (see Figure 3). The largest number of survivors — 119,300, representing nearly half (49%) of all survivors worldwide — reside in Israel. This figure is less than the 147,199 reported by the

State of Israel’s Holocaust Survivors’ Rights Authority on Holocaust Remembrance Day 2023,⁴ which included both Holocaust survivors as well as those whom Israel recognizes as victims of antisemitic persecutions during the war.⁵

The second and third regions with the greatest percentage of survivors are Western Europe and North America, each with 18% of all survivors (see Table 6). This is followed by countries of the former Soviet Union (12%), Eastern

Figure 3. Distribution of Holocaust Survivors in Over 90 Countries Worldwide, 2023.



Europe (2%) and just over 1% in remaining regions of the world.

Five countries — Israel, the United States, France, Russia and Germany — are home to 87% of all survivors (see Table 7). Ninety-five percent (95%) of all survivors reside in 10 countries. See Appendix C for the full list of countries in which survivors reside and the estimated number of survivors per country.

In the United States, which has the largest number of Holocaust survivors outside of Israel, nearly 40% of survivors are in New York State. Ninety percent of survivors live in ten states. In addition to New York, these include California (15%), Florida (8%), Illinois (6%), New Jersey (6%), Massachusetts (5%), Pennsylvania (4%), Maryland (3%), Ohio (2%) and Michigan (1%).⁶

The population of Holocaust survivors in France reflects the large migration of Jews

from North Africa. While 28% of survivors were born in France, 40% were born in Algeria, 18% in Tunisia and 12% in Morocco. Similar to the population worldwide, 95% of these survivors were children during Nazi persecution, with 72% of the population currently between the ages of 81 and 90 years.

In Australia, where the migration of Holocaust survivors after the war doubled the size of the Jewish population, the majority of survivors live in Melbourne (57%) and Sydney (39%) and their surrounding suburbs. Whereas the majority of survivors who migrated between 1933 and 1957 were predominantly from Poland and Hungary, over 60% of the current population of survivors in Australia were born in the former Soviet Union, while 10% were born in Hungary, and 9% in Poland. There is still a greater percent of survivors born in Hungary living in Sydney (16%) than in Melbourne (6%), and a greater percentage of survivors born in Poland living in Melbourne (12%) than in Sydney (4%).

Table 5A. Distribution of Holocaust Survivors by Region of Birth Country and Current Residence, 2023

Region of Birth Country	Region of Current Residence						Total
	Israel	Western Europe	North America	Eastern Europe	FSU	Other	
Former Soviet Union	37.2	11.1	24.3	0.2	26.0	1.2	100.0
North Africa	64.6	31.7	3.4	0.0	0.0	0.3	100.0
Eastern Europe	61.0	3.2	17.2	16.0	0.2	2.5	100.0
Western Europe	21.5	60.2	15.3	0.3	0.1	2.7	100.0

Table 6. Current Population of Holocaust Survivors by Region, 2023

Region	Survivors ^a	Percent
Israel	119,300	48.7
North America	44,200	18.1
Western Europe	42,800	17.5
Former Soviet Union	28,900	11.8
Eastern Europe	6,100	2.5
Other ^b	3,600	1.5
Total	245,000	100.0

Notes: a) Population estimates are rounded to the nearest hundred for display in tables. b) Includes survivors in Australia, New Zealand and other areas in Oceania; Argentina, Brazil and other South American and Caribbean countries; and countries in Africa and Asia.

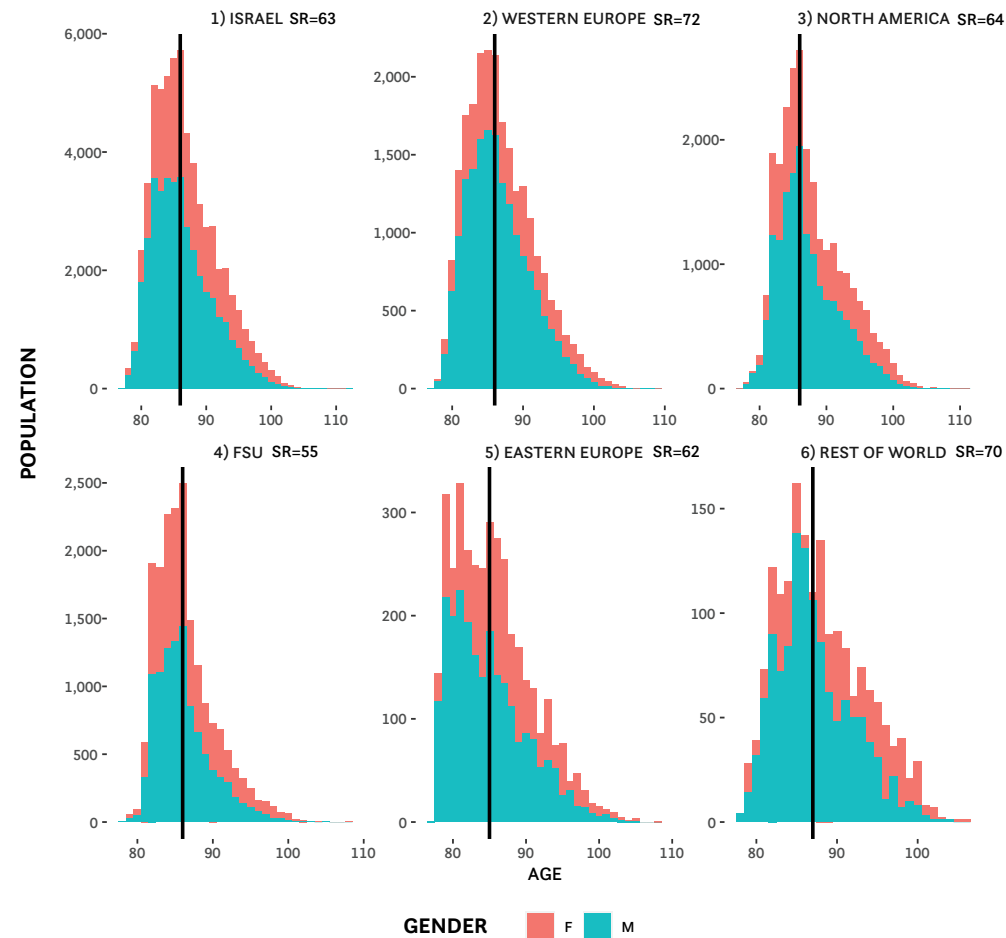
Table 5B. Distribution of Holocaust Survivors by Region of Current Residence and Region of Birth Country, 2023

Region of Current Residence	Region of Birth Country					Total
	Former Soviet Union	Western Europe	Eastern Europe	Africa	Other	
Israel	42.9	4.0	21.1	31.9	0.1	100.0
North America	72.6	7.4	15.4	4.3	0.2	100.0
Western Europe	31.4	27.5	2.7	38.2	0.2	100.0
FSU	99.7	0.1	0.2	0.0	0.0	100.0
Eastern Europe	4.9	0.9	94.2	0.0	0.0	100.0
Rest of World	47.6	16.9	29.2	5.5	0.8	100.0

Table 7. Top Countries where Holocaust Survivors Reside, 2023. (All Countries with ≥ 1,000 Survivors.)

Country	Holocaust Survivors	Percent	Cumulative Percent
Israel	119,300	48.8	48.8
U.S.A	38,400	15.7	64.4
France	21,900	8.9	73.4
Russian Fed.	18,200	7.4	80.8
Germany	14,200	5.8	86.6
Ukraine	7,400	3.0	89.7
Canada	5,800	2.4	92.0
Hungary	3,500	1.4	93.5
Australia	2,500	1.0	94.5
Belarus	2,100	0.9	95.3
Italy	1,400	0.6	95.9
Netherlands	1,400	0.6	96.5
U.K.	1,200	0.5	97.0
Belgium	1,200	0.5	97.5

Figure 4. Distributions by Age for Female and Male Holocaust Survivors by Region, 2023.



Notes: Regions represented: (1) Israel, (2) Western Europe, (3) North America, (4) former Soviet Union, (5) Eastern Europe, and (6) the rest of the world. Vertical lines represent the median age for each region. SR indicates the number of males per 100 females for each region.

There is little difference across regions in the age distribution (see *Figure 4*). The median age is 86 years in the regions where the majority of the survivor population resides and is only slightly lower (median = 85 years) among survivors in Eastern Europe. There are regional differences in the percentage of female and male survivors. This is reflected in the sex ratio (SR), which is the ratio of the number of males per 100 females, with a value of 100 indicating equal numbers of men and women. Higher

mortality among men than women leads to values lower than 100. The ratio of men to women among survivors is highest in Western European countries (SR = 72) and lowest among survivors in countries of the former Soviet Union (SR = 55). These differences are consistent with regional trends more broadly where countries of the former Soviet Union have much higher mortality rates among men than women.⁷

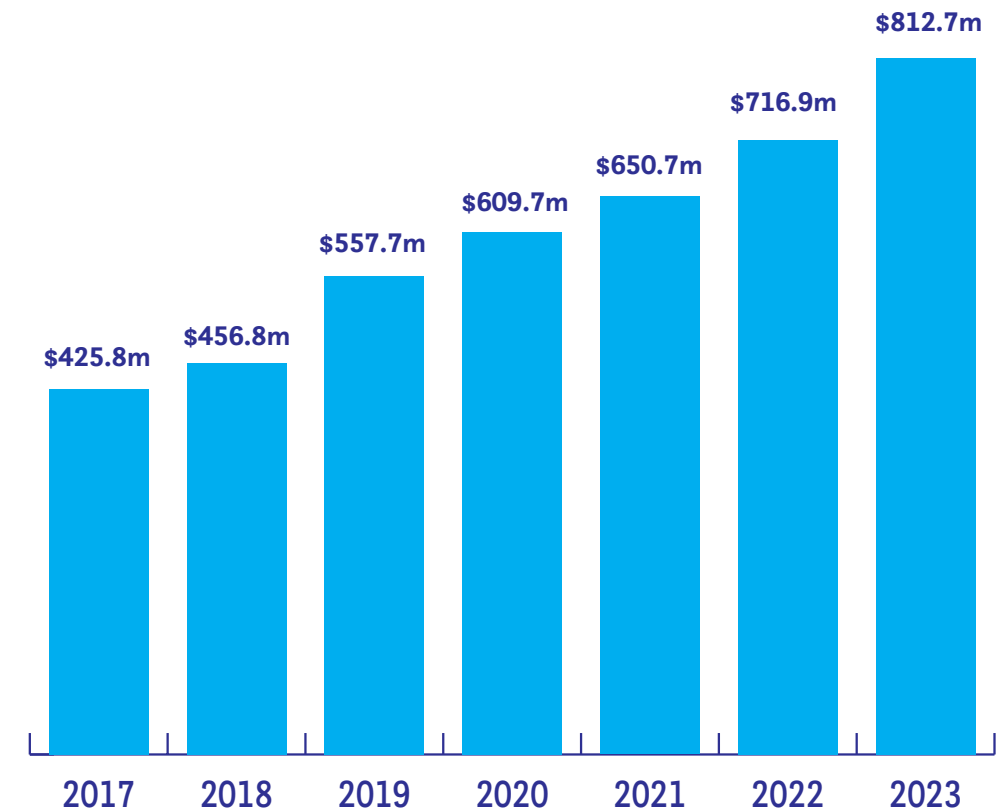
Increasing Needs

With a median age of 86 years and 20% over the age of 90 years, many Holocaust survivors are in, or are approaching, a period of life characterized by increasing costs of care.⁸ Among the current population of survivors, 40% are currently receiving services from agencies that are funded through grants administered by the Claims Conference. The increase in needs is seen in new requests for home care and related services. Since 2020, there have been on average 28,000 new requests for care per year. Of these new requests, just over 1,000 (roughly 4%) of these survivors had not applied for compensation previously.

Such increases in requests for assistance are indicative of the trends reported by agencies. Although the total number of Holocaust

survivors is, unfortunately but inevitably, decreasing, the needs among those who remain are increasing. There are two main factors impacting this trend: (i) survivors who, until now, did not need help, are aging and requiring more assistance; and (ii) those who are already receiving assistance are experiencing increasing disability, which requires increasing assistance. Further, especially in these high inflation years, the costs of providing these services have also increased. Exacerbating these factors, often traumatic world events such as COVID-19, the war in Ukraine and the October 7 massacre in Israel can trigger additional emotional issues. *Figure 5* shows the Claims Conference's increasing allocations globally to agencies over the past seven years, reflecting the intention to address increasing needs.

Figure 5. Total Claims Conference Social Welfare Allocations 2017 to 2023.



SUMMARY

The present report provides a comprehensive overview of the population profile of known Holocaust survivors worldwide, including sources of compensation, definitions and data sources. It highlights the changing needs as the population ages.

Overall, Claims Conference research found an estimated 245,000 Holocaust survivors worldwide. Of these survivors, 81% are receiving ongoing payments or received payments in the past year directly from the Claims Conference. An additional 9% of survivors, although receiving compensation either from Israel or from funds negotiated by the Claims Conference and administered by other entities or governments (e.g., Germany and Austria), are receiving Claims Conference-funded services. Thus, 90% of documented Holocaust survivors worldwide were in direct communication with the Claims Conference during 2022 to 2023.

Prior to this work, the most comprehensive assessments were conducted around the year 2000 and were summarized in the 2000 *Special Master's Proposed Plan of Allocation and Distribution of Settlement Proceeds, In re: Holocaust Victim Assets Litigation (Swiss Banks Settlement)*.⁹ Sources included administrative records, census data and surveys of Jewish adults that assessed, for those born prior to 1946, their experiences during the period of Nazi persecution. Census-based estimates identified survivors based on year of birth, country of birth and dates of immigration. In the absence of census data and for the study of a population for which there are no official statistics, these past approaches to estimation were especially useful in highlighting where to allocate resources and outreach efforts.

A marked difference between these past studies, mostly dating back twenty years, and this

analysis is that the present report is based on direct assessment of all survivors whose individual experiences of Nazi persecution have been verified through documentation. Through extensive global outreach, the Claims Conference has been able to establish an unprecedented worldwide database of survivors documenting not only their persecution history but also their needs as they age.

The portrait of the current population of Holocaust survivors derived from these data indicates that the population is widely dispersed throughout the world, is comprised primarily of those who were children at the time of Nazi persecution and are predominantly survivors from the former Soviet Union. In addition, similar to elderly populations more generally, the population is disproportionately female, especially



A Holocaust survivor attends a Cafe Europa social event organized by União Brasileiro Israelita do Bem Estar Social (UNIBES) in São Paulo, Brazil with Claims Conference support. Photo: UNIBES

among survivors in the former Soviet Union. The characteristics of the current population have implications for the needs that must be met in upcoming years.

Geographic Distribution

Holocaust survivors currently reside in 90 countries across the globe on all continents, with the exception of Antarctica. Nearly half of all Holocaust survivors worldwide currently reside in Israel, followed by North America, Western Europe and the countries of the former Soviet Union.

After Israel, which is home to nearly 119,300 survivors, the United States is home to the next largest population of survivors with nearly 38,400 survivors, followed by France with over 21,900 survivors, and Russia with 18,200 and Germany with over 14,200 survivors. There are smaller but also substantial numbers of survivors in Ukraine, Canada, Hungary, Australia, Belarus, Italy, Netherlands, the United Kingdom and Belgium, ranging from over 7,400 survivors in Ukraine to just over 1,200 in Belgium and the United Kingdom.

Outside of these top countries, in Western Europe there are hundreds of survivors in countries such as Austria, Denmark, Greece, Sweden, Switzerland and smaller numbers in Spain, Luxembourg, Norway, Portugal, Finland, Martinique and Ireland. In Eastern Europe, there are hundreds of survivors in Romania, Czech Republic, Poland, Slovak Republic and Bulgaria with smaller numbers in Estonia, Croatia, Serbia, Montenegro, Bosnia-Herzegovina and Armenia. There are also hundreds of survivors in Latvia, Lithuania and Moldova. In South America, there are hundreds of survivors in Brazil and Argentina.

There is just an estimated 400 survivors outside of these main population areas of Israel, North America, Western and Eastern Europe, and the

former Soviet Union, including African countries of Morocco, South Africa and Tunisia.

The dispersion of survivors throughout the world highlights both the needs and the challenges associated with a continued commitment to support the network of social service agencies globally to meet the needs of survivors where they live.

Child Survivors

Nearly all of the current population of survivors were children at the time of Nazi persecution, having survived camps, ghettos, flight (including the Kindertransports), and living in hiding. Nearly half of all known survivors today (46%) were under 9 years of age, and the majority (56%) under 10 years of age. This is true across all regions where survivors currently reside.

Children had the slimmest chances of surviving.¹⁰ Nazis killed an estimated 1.5 million children. Many children survived by having to deliberately conceal their origins and Jewish identity. As the academic and medical communities have recognized, those children who survived the atrocities of the Holocaust often suffered a unique level of trauma.¹¹

Nearly half of child survivors are currently between the ages of 77 and 85 years. The implications are that these survivors are in the stages of life associated with increased health-related challenges and associated costs, particularly costs related to home care so that they can age in place at home.

Survivors of the former Soviet Union

Of the current population of survivors, the greatest percent — nearly half — were born in countries of the former Soviet Union. This in large part reflects the fact that the proportion of survivors of camps and ghettos — most of whom were eligible for pensions — has been

rapidly declining. A majority of survivors are receiving Hardship Supplemental payments. These survivors are predominantly from the former Soviet Union (FSU), many of whom fled or suffered deprivation of liberty, such as living under curfew or house arrest (“résidence forcée”).

Survivors from the FSU are also younger than those from Western and Eastern Europe. They also tend to have higher rates of poverty and worse health compared to other survivors due to poorer economic and health conditions in the FSU countries in which they reside. For survivors from the FSU who reside outside of the FSU, many migrated after the collapse of the Soviet Union and arrived in their new countries at older ages where entering the work force was more difficult or not possible, especially given language barriers. The combination of their age, health and current life expectancies indicate that many challenges will remain to meet the increasing medical and other essential needs of these survivors.

Compensation through Services

In 2023 the Claims Conference allocated \$812.7 million for social welfare services to 300 social service agencies globally. This amount was an increase from \$716.9 million in 2022 which was an increase from \$650.7 million in 2021. These agencies provide direct services to meet the needs of Holocaust survivors worldwide. These services include, but are not limited to, home care, medicine, food, dental care, emergency assistance and transportation to doctors. Although nearly 1 in 3 survivors currently receive these services, there remains unmet need. Particularly given the advancing age of survivors, it is expected the need for services such as these will grow. Providing support to agencies offering these services is an efficient way to meet the needs of survivors.

Conclusions

With an estimated quarter of a million survivors worldwide, ranging in age from 77 to over 100 years, it is expected that the needs of survivors will continue to grow. Not only are many of these survivors entering the stages of life where needs associated with aging increase, many are also child survivors and survivors of the FSU; each characteristic is associated with increased needs. These survivors are younger, while also in fragile economic and/or medical condition, so that ongoing assistance programs remain critically important.

As the Claims Conference continues its work on behalf of Jewish Holocaust survivors throughout the world, the current distribution and needs of the population will be weighed. We will continue to refine the use of available sources of data to inform our understanding of their needs. Upcoming and future work will include modeling of mortality rates and population projections, as well as projections of home care needs, taking into account all of the factors that affect the population.



Rita Berger (pictured with her granddaughter Talia) was deported from Poland with her family as a child during the Holocaust. Photo: Claims Conference

METHODOLOGICAL NOTES

How We Did This

Over the previous decades, and through 2022, the Claims Conference conducted extensive outreach to ensure that as many survivors as possible were made aware of and encouraged to apply for compensation. This outreach included advertising (print and other media), communication to communal organizations, survivor groups, synagogues and other agencies and organizations. Through this extensive global outreach, the Claims Conference has been able to establish an unprecedented worldwide database of survivors documenting not only their persecution history but also their needs as they age. The database is comprised of all those who have ever responded to outreach to apply for compensation as well as those who receive German government-funded services also administered through the Claims Conference.

In addition to these outreach efforts, the Claims Conference negotiations have sought to expand the criteria for eligibility for compensation to include as comprehensive a representation of all Jewish survivors of Nazi persecution as possible. Over the years, criteria have been expanded not only to include a more complete registry of all camps and ghettos, including camps in North Africa¹², but also to reduce or remove income requirements, and to extend benefits to those who suffered from persecution not previously recognized by Germany — such as those who lived under or fled from the Leningrad Siege, those who currently live in the countries of the former Soviet Union, those who lived in open ghettos, as well as other new criteria (see *Appendix B: Definition of Holocaust Survivor*).

The most recent and extensive outreach efforts were the result of negotiations that afforded

additional Hardship Fund payments (Hardship Supplemental payments) for all Holocaust survivors worldwide who were not currently receiving ongoing payments from any of the available survivor pension programs. These payments are for all who had previously been entitled to a Hardship Fund payment or had received a one-time payment under Germany’s BEG program or from Austria. These additional payments were approved for distribution in 2021 through 2023 and will continue annually through 2027. This not only enabled the Claims Conference to provide additional assistance to Holocaust survivors eligible for the Hardship Fund, it also resulted in the ability to provide updated data about the population.

Prior to these most recent outreach efforts, the Claims Conference maintained data on all survivors who received pensions or one-time payments administered by the Claims Conference, as well as those who received services through agencies that received Claims Conference administered grants. For the pension programs, recipients annually provide documentation or other materials demonstrating that they are alive, and therefore current data has been available and reliable on this population due to these ongoing reporting requirements.

For those who had received one-time payments, however, the situation was more complex. The one-time payment program administered by the Claims Conference with German government funds — known as the Hardship Fund — was created in 1980, and payments under that program have been made over the past 43 years. Demographic and other information concerning survivors who received these one-time payments was current when payments were issued. However,

updated data regarding these survivors generally was not available, since the same ongoing relationship did not exist with these individuals as with pension recipients or with one-time payment recipients who also receive ongoing welfare services funded by the German government.

The new Hardship Supplemental payments have been instrumental in establishing updated information on all survivors who had received one-time payments in the past and have not had ongoing communication with the Claims Conference. For those survivors known to the Claims Conference through prior one-time payments and who did not respond to outreach efforts, LexisNexis searches were conducted to search for death announcements and there was also communication with the Ministry of Finance for survivors in Israel.

All survivors who respond to outreach efforts are invited to apply for compensation (see *Appendix A: Sources of Compensation*). The characteristics of individual claimants, including basic demographics, persecution history and payments received, are recorded in a central “claimant” database. In addition, for any survivors who receive social welfare services or participate in socialization services through agencies that receive grants administered

by the Claims Conference with German government funds, agencies record additional information about each survivor in a separate “services” database. The claimant database is matched to the services database to provide a complete portrait of each survivor.

Despite all efforts to locate survivors, there are those who may choose not to be identified, as well as individuals who for various reasons may not consider themselves to be Holocaust survivors. While new applications for compensation continue to be submitted, they are few in number (<0.1% of the total population) and would not change the overall landscape of the survivor population, especially as new cases unfortunately are offset by deaths.

In preparation of this report, additional outreach to 100 local agencies worldwide was conducted to identify whether there were known survivors in their community who had not received compensation or services. Just 16 agencies responded that they were aware of survivors in their community who had not applied for or received compensation. Most of these ranged from two to 25 people. Outliers included one agency that estimated 55 people, which represented 10% of all survivors in the region, and one agency stated that they had approximately 200 potential survivors who

are not currently identified. With these higher estimates, there was some uncertainty about whether they might be receiving compensation or had received compensation in the past and therefore might already be represented in the data. There were also some questions about whether some would qualify for compensation based on current definitions. The remaining 84 agencies did not report whether they knew of survivors in their community who had not applied for or received compensation.

While it is unlikely that there are many survivors who are unknown to the Claims Conference, if one were to suppose that the number of such survivors were as many as 5-10% of the survivor population worldwide, the total population might be as high as 258,000 or 272,000. The Claims Conference will continue to reach out to all who can be identified.

Individual Data not Available for All

The analysis of individual level demographic characteristics of survivors (i.e., age, sex, country of birth) does not include data on those survivors who receive ongoing payments from other entities — Israeli HSRA, German BEG or Austrian pensions — and have not been in communication with the Claims Conference either through receipt of services from agencies whose funding is administered by the Claims Conference or receipt of recent payments from the Child Survivor fund. This corresponds to 10% of all survivors. Because the Israeli, German and Austrian governments only report numbers of those who receive pensions and do not share data on individual level characteristics, it is unknown how these pensioners might differ from other Holocaust survivors. At 10% of the total population, however, it is unlikely they would significantly







alter demographic distributions such as age and birth country.

Mortality Adjustments

The most recent published estimate of the number of Israel HSRA pension recipients is April 18, 2023. To update this number to August 2023, the date corresponding to the population of survivors pulled from the Claims Conference database, mortality was based on the observed difference between the two most recent published estimates of survivors in Israel, that is, 150,600 published on January 25, 2023 and 147,200 published on April 18, 2023. Assuming the change is attributable primarily to mortality, this corresponds to a 2.3% mortality rate over 2.5 months. A similar rate of change was applied to represent change over the period of April through mid-August. This does not take into account a number of factors including the specific age and sex composition of the population, as well as seasonality in mortality rates. Thus, the current estimate might be an underestimate or overestimate of the survivors receiving Israel HSRA pensions, depending on the particulars. Upcoming work will focus on survivor-specific mortality rates, and estimates will be updated as needed.



A couple attends an open house for Holocaust survivors organized by the Claims Conference in Brooklyn, NY, to provide assistance with the compensation payment process. Photo: Claims Conference

Claimant Database	Services Database
 Personal Identifying Information	 Personal Identifying information
 Persecution History	 Services Received
 Payments	 For Home Care, Assessment of Functionality

APPENDIX A: SOURCES OF COMPENSATION

Direct compensation to Holocaust survivors is made through several main pension programs as well as through one-time payment programs. These compensation programs are described more specifically as follows:

BEG (“Bundesentschädigungsgesetz”)

The West German Federal Indemnification Law was enacted by the Government of West Germany, implementing the 1952 Luxembourg Agreement with the Claims Conference. Although referred to by the German government as *Wiedergutmachung* — literally meaning “making good again” — the Claims Conference has consistently rejected use of that term because Holocaust survivors, who lost families, livelihoods and their way of life, can never be “made good again” by any amount of material compensation. The Claims Conference regards those payments as symbolic recognition.

The BEG encompasses three separate German compensation laws adopted in 1953, 1956 and 1965 (along with various amendments). The BEG provided for both “one-time payments” as well as ongoing pensions. The BEG recipients in this report refer to those alive today who receive ongoing pensions. Those living in Communist countries could not apply to the BEG nor could those who resided in Western European countries that concluded a “Global Agreement” with West Germany. The deadlines for filing BEG claims expired before 1970; thus, it is no longer possible for new applicants to receive compensation under the BEG.

HSRA (The Holocaust Survivors’ Rights Authority, Israeli Government Pensions)

As part of the Luxembourg Agreements, West Germany provided funds to the State of Israel in acknowledgment of the undue burden associated with resettling the large numbers of destitute Jewish refugees who had been persecuted by the Nazis. Most of the survivors who had immigrated to Israel before October 1, 1953 could not seek a pension directly under the BEG for the damages to health that they suffered. Instead, they were to be compensated by Israel through German reparation funds. In 1957, the Israeli Knesset enacted the Disabled Victims of Nazi Persecution Law, which was created specifically to provide funds to those who would have been eligible for a health damages pension under the BEG. Survivors in Israel had to have immigrated to Israel prior to October 1, 1953, and had to have been Israeli residents and citizens since April 1957.

In addition to monthly pensions through the Nazi Persecution Law of 1957, survivors in Israel are eligible to receive compensation through several programs administered by the Holocaust Survivors’ Rights Authority in Israel. This includes Israel’s 1954 Law on the Disabled in the War with the Nazis, which provides monthly pensions to those injured during active service in the armies of one of the Allied powers or in units that fought underground. In 2007, the Israeli Knesset passed the Holocaust Survivors’ Benefit Act, which provided monthly pensions to those who survived the camps and ghettos and who were not currently receiving monthly compensation, such as those who immigrated to Israel after October 1, 1953. In addition, survivors who receive a BEG pension for health damages are eligible for a quarterly

pension, and those with low income are eligible for an annual grant. Survivors of low income who receive an Article 2 pension are eligible for an income supplement pension.

Article 2 Fund

From the earliest negotiations in 1952, West Germany recognized its obligations in principle to provide some compensation to Holocaust survivors. In contrast, the Communist East German government denied any such responsibility. However, in 1990, when West and East Germany were negotiating their unification agreement, the Claims Conference insisted that the newly unified Germany should meet its responsibility to survivors of the Holocaust who had previously received little or no compensation.

The U.S. government, with the support of the Claims Conference, pressed the newly created German government to provide additional compensation for certain survivors. Article 2 of the Implementation Agreement to the German Unification Treaty of October 3, 1990, states, in pertinent part:

“The Federal Government is prepared, in continuation of the policy of the German Federal Republic, to enter into agreements with the Claims Conference for additional Fund arrangements in order to provide hardship payments to persecutees who thus far received no or only minimal compensation according to the legislative provisions of the German Federal Republic.”

This commitment led to the October 1992 signing of the agreement that set forth the initial criteria of the Article 2 Fund, through which compensation is made in the form of quarterly payments.

Ongoing Claims Conference negotiations have resulted in an expansion of the Article 2

Fund eligibility criteria. For example, Article 2 pensions are now available to individuals who were subject to persecution in camps that had not previously been recognized as concentration camps (including those in the former Yugoslavia, Slovakia, Hungary and North Africa); forced labor battalions in Hungary, Romania and Bulgaria; or in open ghettos in Romania and Bulgaria.

CEEF (“Central and Eastern European Fund”)

Large numbers of Holocaust survivors continued to live in the former Soviet bloc after the fall of Communism. These survivors — who received minimal, if any, compensation in the first decades after the Holocaust— remained the subject of difficult ongoing discussions between the Claims Conference and Germany. Finally, in 1998, the CEEF program — in effect, an extension of Article 2 — was created with eligibility criteria the same as for the Article 2 Fund. Unlike the Article 2 Fund, however, the CEEF presumed that Holocaust survivors living in Central and Eastern Europe, as well as in the nations of the former Soviet Union, were in financial need.

RSP (“Regional Specific Pension Program”)

The RSP, a pension program negotiated in 2021, provides direct payments to groups not previously eligible for pensions. Individuals who survived the siege of Leningrad, or the Axis occupation in Romania without being incarcerated in ghetto or camps, as well as those who lived in hiding in France with some form of access to the outside world are eligible for the RSP.

Austrian Government Pensions

Many Jewish Holocaust survivors from Austria receive a monthly payment from the Austrian

government. Most of these pensions are provided to individuals under the General Social Insurance Law. Technically, these are pensions for time “worked” in Austria and payments are paid under the Austrian social security system, including to those who might have fled the country as an infant in 1939. Some small number of former Austrian Jews who were incarcerated in camps also receive a pension under the Opferfürsorgegesetz (“Victims’ Welfare Act”).

Hardship Fund and Hardship Fund Supplemental

The Hardship Fund, a one-time payment program, was originally negotiated by the Claims Conference in 1980. It provides compensation to those who had been excluded or did not receive a payment from the original BEG agreement, in particular those who were living in Soviet bloc countries in the 1950s and 1960s and subsequently immigrated to the West. In 2011 and 2012, the Fund was expanded to include residents of Eastern Europe and the FSU. The Fund continues to accept applications and includes individuals who were persecuted as Jews and:

- Suffered deprivation of liberty (such as confinement in a ghetto or camp, forced labor, living in hiding or under false identity) and do not receive a pension; or
- Fled from the Nazi regime; or
- Fled between June 22, 1941 and January 27, 1944 from areas of the Soviet Union that were generally up to 100 kilometers from the most easterly advance of the German army (Wehrmacht) but were not later occupied by the Nazis; or
- Stayed in Leningrad at some time between September 1941 and January 1944 or fled from there during this period; or
- Suffered “restriction of liberty” as defined by the German government (such as being forced to wear the Star of David); or
- Were restricted in movement, lived under

curfew or suffered compulsory registration with limitation of residence (e.g., *résidence forcée*) as in Morocco, etc.; or suffered during the relevant period Nazi persecution in Algeria, such as loss of education, loss of property or economic, professional and social restrictions; or

- Were part of the Kindertransport; or
- Were a fetus at the time that their mother suffered persecution as described above.

These one-time payments are not available to those who currently receive pensions.

As a result of ongoing Claims Conference negotiations that seek to reduce or remove many of the barriers limiting survivors’ eligibility for these programs, the criteria for receiving one-time payments have changed over time.

Child Survivor Fund

The Child Survivor Fund is also a one-time payment program, negotiated in 2015. The fund is intended to acknowledge the suffering of Holocaust survivors who endured childhood trauma, encompassing a range of experiences such as separation from parents, living in hiding, privation and abuse in ghettos, and even incarceration in concentration camps, where very few children survived.

The fund provides payment to any survivor born on or after January 1, 1928, and who suffered any of the following types of persecution:

- Was in a concentration camp
- Was in a ghetto (or similar place of incarceration in accordance with the German Slave Labor Program)³³
- Was in hiding or living under false identity/ illegality for a period of at least 4 months in Nazi-occupied or Axis countries
- Was a fetus during the time that their mother suffered persecution.

APPENDIX B: CLAIMS CONFERENCE HOLOCAUST SURVIVOR DEFINITION (APPROVED BY GERMAN GOVERNMENT FOR HOME CARE)

A Jewish Nazi victim is considered to be any Jew who is verified as being persecuted as a Jew in Germany, Austria or any other country occupied by the Nazis or their Axis allies during the dates below or who emigrated from any of the countries below after the beginning dates and before liberation and suffered recognized persecution:

- Germany, between 30 January 1933–May 1945
- Austria, between July 1936–May 1945
- Czechoslovakia, between October 1938–liberation in May 1945
- Poland, between 1 September 1939–liberation in January 1945 (NOTE: the city of Lviv (also known as Lemberg), formerly in Poland and now Ukraine was liberated in July 1944)
- Algeria, between July 1940–November 1942
- Tunisia, between July 1940–May 1943
- Morocco, between July 1940–November 1942 (those in Spanish Morocco and Tangiers are not eligible)
- Denmark, between April 1940–May 1945
- Norway, between April 1940–May 1945
- Belgium, between May 1940–February 1945
- Netherlands, between May 1940–liberation in May 1945
- France, between May 1940–liberation in September 1944
- Luxembourg, between May 1940–February 1945
- Hungary, between April 1941–liberation in Budapest in January 1945 (certain parts of Western Hungary were liberated in March 1945)
- Yugoslavia, between April 1941–liberation in May 1945
- Greece, between April 1941–November 1944 (liberation of some islands such as Rhodes was in May 1945)
- Libya, between February 1941–February 1943 (for those who were in recognized camps only)

- Albania, between September 1943–November 1944
- Italy, between 9 September 1943–liberation in April 1945 (NOTE: Rome was liberated in June 1944 and more southern parts of Italy were liberated even earlier.)
- Bulgaria, between April 1941–September 1944
- Romania, between April 1941–August 1944 (NOTE: Hungarian-occupied Transylvania, e.g. Satu Mare, was liberated in October 1944)
- Dutch East Indies, between November 1943–May 1945
- Former Soviet Union-occupied Western areas, which include:
 - Northern Caucasus between August 1942–February 1943
 - Pskov Region, Russia between June 1941–July 1944
 - Latvia and Lithuania between June 1941–October 1944 (Kurland in Latvia was liberated in May 1945)
 - Estonia between June 1941–October 1944
 - Belarus between June 1941–July 1944
 - Moldova between June 1941–August 1944
 - Ukraine between June 1941–liberation in March 1944 (although the Eastern part of Ukraine was liberated earlier, such as Kiev, in November 1943, the former Polish parts of Galicia were liberated later in summer 1944 (e.g. Lviv in July 1944) and the former Czechoslovakian Karpato-Ukraine was liberated in October 1944)
 - Leningrad/St Petersburg between June 1941–January 1944

The definition of Jewish Nazi victims also includes the following:

- Jews who survived the Leningrad siege
- Jews who fled between June 22, 1941 and January 27, 1944 from areas of the Soviet Union that were up to 100 km from the

APPENDIX C: HOLOCAUST SURVIVOR POPULATION BY COUNTRY, 2023

most easterly advance of the German army (Wehrmacht) but were not later occupied by the Nazis. This covers cities such as Moscow and Stalingrad.

—Jews born in Shanghai between February 1933–May 1945 with parents that fled from Nazi Germany after January 30, 1933 or fled the Nazis from a country that had been occupied by Nazi Germany or their Axis allies

—“Fetus cases,” i.e., persons who were in utero at the time their mothers were persecuted. The Nazi victim’s mother must meet the above criteria.

In cases where Nazi victim status is unclear, agencies should consult the Claims Conference which will refer the matter to an in-house expert for clarification.

Differences in definition in Israel

The definition of survivor represented in the Claims Conference data is the result of negotiations with Germany to seek compensation for all Jewish individuals harmed by Nazi persecution. In Israel, where the greatest number of survivors reside, and with the similar objective of recognizing and compensating survivors of Nazi persecution, there have been several court rulings resulting in differences in the definition of “survivor,” and decisions of the Israeli government to expand it.

For example, the Claims Conference definition includes all Jews from Libya whose freedom was deprived in camps.

—The Israeli government decided to use a wider criterion as of 2010, and at that time also recognized Jews from Libya who were neither incarcerated in camps nor lived in curfew, but for their flight from their cities to the villages.

—The Claims Conference recognizes

Jews who were fetuses during the Nazi persecution of their mother, who were born up to nine months after the liberation/flight of their mother.

—The Israeli government began to use a wider criterion as of 2012, and at that time also recognized those who were born more than nine months up to 300 days after the liberation/flight of their mother.

The Claims Conference was the first to recognize Jews from Morocco whose freedom was deprived in camps and those who were forced to move or to continue to live in the mellah (Jewish quarter) in Nazi-influenced French Morocco.

The Israeli government began as of 2015 to recognize all Jews from Morocco, including those whose freedom was neither deprived nor restricted, as well as those who did not live under Nazi instigation but under neutral Spain.

—The Israeli government has not recognized the Moroccans (as well as the Algerians) as Holocaust survivors or Nazi victims but as those who experienced antisemitic and racist harassment during the Second World War, and who are not entitled to payments under Israeli laws for Nazi victims. Their claim for payments under the Israeli Disabled Victims of Nazi Persecution Law was rejected by the Israeli Supreme Court in 2019.

The Israeli government also recognized in 2015 Jews who experienced the Farhud events in Iraq (in 1941),¹⁴ but has not recognized them as Holocaust survivors or Nazi victims but as those who experienced antisemitic and racist harassment during the Second World War, and who are not entitled to payments under Israeli laws for Nazi victims.

Region	Country	Survivors	%	Region	Country	Survivors	%	
Israel	Israel	119,300	48.7		Slovak Republic	300	0.1	
Western Europe	Total	42,800	17.5		Bulgaria	200	0.1	
	France	21,900	8.9		Estonia	200	<0.1	
	Germany	14,200	5.8		Croatia	200	<0.1	
	Italy	1,400	0.6		Serbia & Montenegro	200	<0.1	
	Netherlands	1,400	0.6		Eastern Europe Other	<100	<0.1	
	U.K.	1,200	0.5					
	Belgium	1,200	0.5	Oceania	Australia	2,500	1.1	
	Austria	300	0.1		Rest of Oceania	<50	<0.01	
	Denmark	300	0.1	South America & Caribbean	Total	700	0.3	
	Greece	300	0.1			Brazil	300	0.1
	Sweden	200	0.1			Argentina	200	0.1
	Switzerland	200	0.1			South America Other	100	0.1
		Western Europe Other	200	0.1	All Other	All Other	400	0.2
North America	Total	44,200	18.1	Western Europe Other: Spain, Luxembourg, Norway, Portugal, Finland, Martinique, Ireland, Cyprus, Iceland, Monaco FSU Other: Kazakhstan, Uzbekistan, Georgia, Kyrgyzstan, Azerbaijan, Turkmenistan, Tajikistan Eastern Europe Other: Bosnia-Herzegovina, Armenia, Slovenia, Macedonia, Albania Oceania: Australia, New Zealand, French Polynesia, New Caledonia South America Other: Chile, Uruguay, Venezuela, Peru, Ecuador, Colombia, Costa Rica, Panama, Bolivia, Curacao, Guadeloupe, Paraguay, Bermuda, El Salvador, Haiti, Netherlands Antilles, Guatemala, Jamaica, Dominican Republic All Other: Morocco, South Africa, Tunisia, Mauritius, Cameroon, Cote d'Ivoire, Senegal, Thailand, Indonesia, Japan, Turkey, Cambodia, Philippines, Sri Lanka and unspecified Other receiving Austrian pensions				
	United States	38,400	15.7					
	Canada	5,800	2.4					
	Mexico	<100	<.0.01					
Former Soviet Union	Total	28,900	11.8					
	Russian Federation	18,200	7.4					
	Ukraine	7,400	3					
	Belarus	2,100	0.9					
	Latvia	500	0.2					
	Lithuania	300	0.1					
	Moldova	200	0.1					
	FSU Other	300	0.1					
Eastern Europe	Total	6,100	2.5					
	Hungary	3,500	1.4					
	Romania	600	0.2					
	Czech Republic	500	0.2					
	Poland	400	0.2					

NOTES

1) 245,000 represents the number of Holocaust survivors known to the Claims Conference, and whose experiences have been verified. As there are likely survivors who may choose not to be identified, as well as individuals who may not consider themselves to be Holocaust survivors, the estimate of 245,000 represents the lower-bound on the total number of survivors alive today. [See *Methodological Notes*](#).

2) German compensation is negotiated in Euros. Although the dollar equivalent depends on a number of factors including exchange rates and dates of exchange, it is estimated that the total amount to date is more than \$90 billion.

3) In the years following the earliest negotiations with the German government leading to the BEG, the Claims Conference negotiated additional compensation programs, including for Austrian survivors, as well as for those who had survived slave labor for some of the most notorious entities during the Nazi era, such as IG Farben and Friedrich Krupp. See Benjamin B. Ferencz, *Less Than Slaves: Jewish Forced Labor and the Quest for Compensation* (Rev. ed. Indiana Univ. Press 2002); *The Conference on Jewish Material Claims Against Germany, 70 Years of the Claims Conference* (2021). Although prior programs, such as compensation for slave labor, are now closed, additional information about the current population of survivors was informed by data available from these previous programs.

4) https://www.gov.il/he/departments/news/holocaust_memorial_day_2023.

5) For details regarding differences in the definition of Holocaust survivor in Israel, see *Appendix B*.

6) For a detailed population profile of survivors in the United States, see the Claims Conference's supplemental report: *Holocaust Survivors in the United States: A Demographic Overview*.

7) See *Sex Ratio by Select Age Groups*, <https://population.un.org/wpp/Download/Standard/Population/>

8) Hazra, N.C., Rudisill, C. & Gulliford, M.C. Determinants of health care costs in the senior elderly: age, co-morbidity, impairment, or proximity to death?. *Eur J Health Econ* 19, 831–842 (2018). <https://doi.org/10.1007/s10198-017-0926-2>

9) *Special Master's Proposed Plan of Allocation and Distribution of Settlement Proceeds, In re: Holocaust Victim Assets Litigation (Swiss Banks), September 11, 2000* (available at: www.swissbankclaims.com). See also, DellaPergola, S. (November, 2003). *Review of Relevant Demographic Information on World Jewry*. Report prepared for the International Commission on Holocaust Era Insurance Claims; Ukeles Associates (October, 2003). *An Estimate of the Current Distribution of Jewish Victims of Nazi Persecution*. Report prepared for the International Commission on Holocaust Era Insurance Claims.

10) <https://encyclopedia.ushmm.org/content/en/article/children-during-the-holocaust>

11) See, e.g., Svetlana Shklarov, "Early Trauma and Resilience: Theory Through the Eyes of Child Survivors of the Holocaust," Issue 2: Winter 2012, available at <https://kavod.claimscon.org/2012/02/early-trauma-and-resilience> (last visited Nov. 6, 2023); Yoram Barak, "Aging Child Survivors: Aging of Child Holocaust Survivors," Issue 3: Winter 2013, available at <https://kavod.claimscon.org/2013/02/aging-child-survivors> (last visited Nov. 6, 2023). Clifford, Rebecca. *Survivors: Children's Lives After the Holocaust*. Yale University Press, 2020, <https://doi.org/10.12987/9780300255850>.

12) As the USHMM's Encyclopedia of Camps and Ghettos, 1933-1945, makes clear, "the Nazis and their allies ran more than 44,000 camps, ghettos, and other sites of detention, persecution, forced labor, and murder during the Holocaust." <https://www.ushmm.org/research/publications/encyclopedia-camps-ghettos>

13) <https://www.claimscon.org/our-work/compensation/background/child-survivor-fund/>, and for a description of the German Slave Labor Program, see: <https://www.claimscon.org/about/history/closed-programs/slave-and-forced-laborers/>

14) Farhud was the pogrom against the Jewish population of Baghdad carried out by Iraqi Arabs on June 1-2, 1941. See <https://supremedecisions.court.gov.il/Home/Download?path=HebrewVerdicts/18/340/023/a16&fileName=18023340.A16&type=4>

15) 47,100 survivors in Israel were reported to receive monthly benefits from the Holocaust Survivors' Rights Authority (https://www.gov.il/he/departments/news/holocaust_memorial_day_2023). This reported number includes Article 2 recipients who received supplemental payments to address unmet need. It does not include German BEG recipients. The estimate of 30,900 survivors excludes the Article 2 recipients (so they are not double-counted) and also includes an adjustment for mortality since the Israeli report's April 2023 publication date. [See *Methodological Notes*](#).

16) Mortality based on population change from December 31, 2021 (N = 10,975) to December 31, 2022 (N = 9,218), which corresponds to an annual rate of change of 16% and an eight-month (January through August) rate of change of 11%.

17) Mortality based on population change from December 2, 2021 (N = 3,107) to December 2, 2022 (N = 2,666), which corresponds to 14% annual change and 11% change over nine-months (December to August).



© 2023-2024 Conference on Jewish Material Claims Against Germany (Claims Conference)

Claims Conference Center for the Study of Holocaust Survivor Demography

The Center is devoted to research and statistical analysis of data on the Holocaust survivor population worldwide to provide reports of their geographic distribution and demographic profile. The center is a nonpartisan research center. www.claimscon.org