

Return of Private Foundation
or Section 4947(a)(1) Trust Treated as Private Foundation

Department of the Treasury
Internal Revenue Service

▶ Do not enter social security numbers on this form as it may be made public.
▶ Go to www.irs.gov/Form990PF for instructions and the latest information.

2019

Open to Public Inspection

For calendar year 2019 or tax year beginning Jul 1, 2019, and ending Jun 30, 2020

Name of foundation The Commonwealth Fund		A Employer identification number 13-1635260
Number and street (or P.O. box number if mail is not delivered to street address) One East 75th Street	Room/suite	B Telephone number (see instructions) (212) 606-3858
City or town, state or province, country, and ZIP or foreign postal code New York NY 10021		C If exemption application is pending, check here <input type="checkbox"/>
G Check all that that apply: <input type="checkbox"/> Initial return <input type="checkbox"/> Initial return of a former public charity <input type="checkbox"/> Final return <input type="checkbox"/> Amended return <input type="checkbox"/> Address change <input type="checkbox"/> Name change		D 1. Foreign organizations, check here <input type="checkbox"/> 2. Foreign organizations meeting the 85% test, check here and attach computation <input type="checkbox"/>
H Check type of organization: <input checked="" type="checkbox"/> Section 501(c)(3) exempt private foundation <input type="checkbox"/> Section 4947(a)(1) nonexempt charitable trust <input type="checkbox"/> Other taxable private foundation		E If private foundation status was terminated under section 507(b)(1)(A), check here <input type="checkbox"/>
I Fair market value of all assets at end of year (from Part II, col. (c), line 16) ▶ \$ 754,853,169.	J Accounting method: <input type="checkbox"/> Cash <input checked="" type="checkbox"/> Accrual <input type="checkbox"/> Other (specify) _____ (Part I, column (d), must be on cash basis.)	F If the foundation is in a 60-month termination under section 507(b)(1)(B), check here <input type="checkbox"/>

Part I Analysis of Revenue and Expenses (The total of amounts in columns (b), (c), and (d) may not necessarily equal the amounts in column (a) (see instructions).)		(a) Revenue and expenses per books	(b) Net investment income	(c) Adjusted net income	(d) Disbursements for charitable purposes (cash basis only)
Revenue	1 Contributions, gifts, grants, etc., received (attach schedule)	927,336.			
	2 Check <input type="checkbox"/> if the foundation is not required to attach Sch. B				
	3 Interest on savings and temporary cash investments				
	4 Dividends and interest from securities	3,493,960.	8,151,202.		
	5a Gross rents				
	b Net rental income or (loss)				
	6a Net gain or (loss) from sale of assets not on line 10	4,830,983.			
	b Gross sales price for all assets on line 6a 449,057,182.		L-6a Stmt		
	7 Capital gain net income (from Part IV, line 2)		5,121,283.		
	8 Net short-term capital gain				
	9 Income modifications				
	10a Gross sales less returns and allowances				
b Less: Cost of goods sold					
c Gross profit or (loss) (attach schedule)					
11 Other income (attach schedule) See Stmt	-2,059.	3,293,302.			
12 Total. Add lines 1 through 11	9,250,220.	16,565,787.			
Operating and Administrative Expenses	13 Compensation of officers, directors, trustees, etc.	1,917,772.	384,814.		1,532,958.
	14 Other employee salaries and wages	5,945,916.			5,945,916.
	15 Pension plans, employee benefits	6,331,543.	222,870.		3,377,648.
	16a Legal fees (attach schedule) L-16a Stmt	41,299.			41,299.
	b Accounting fees (attach schedule) L-16b Stmt	47,287.			47,287.
	c Other professional fees (attach schedule) L-16c Stmt	5,428,223.	4,999,087.		429,136.
	17 Interest		269,266.		
	18 Taxes (attach schedule) (see instructions) See Stmt	238,334.	255,673.		
	19 Depreciation (attach schedule) and depletion	323,312.			
	20 Occupancy	563,143.	19,823.		519,661.
	21 Travel, conferences, and meetings	581,677.			578,004.
	22 Printing and publications	390,081.			371,353.
	23 Other expenses (attach schedule) See Stmt	1,480,346.	5,377,272.		1,486,530.
	24 Total operating and administrative expenses. Add lines 13 through 23	23,288,933.	11,528,805.		14,329,792.
	25 Contributions, gifts, grants paid	21,016,963.			21,204,525.
26 Total expenses and disbursements. Add lines 24 and 25	44,305,896.	11,528,805.		35,534,317.	
27 Subtract line 26 from line 12:					
a Excess of revenue over expenses and disbursements	-35,055,676.				
b Net investment income (if negative, enter -0-)		5,036,982.			
c Adjusted net income (if negative, enter -0-)					

Part II Balance Sheets Attached schedules and amounts in the description column should be for end-of-year amounts only. (See instructions.)		Beginning of year	End of year	
		(a) Book Value	(b) Book Value	(c) Fair Market Value
Assets	1 Cash—non-interest-bearing	3,496,451.	4,273,719.	4,273,719.
	2 Savings and temporary cash investments	16,190,953.	33,611,204.	33,611,204.
	3 Accounts receivable ▶			
	Less: allowance for doubtful accounts ▶			
	4 Pledges receivable ▶			
	Less: allowance for doubtful accounts ▶			
	5 Grants receivable			
	6 Receivables due from officers, directors, trustees, and other disqualified persons (attach schedule) (see instructions)			
	7 Other notes and loans receivable (attach schedule) ▶			
	Less: allowance for doubtful accounts ▶			
	8 Inventories for sale or use			
	9 Prepaid expenses and deferred charges	16,303.	127,492.	127,492.
	10a Investments—U.S. and state government obligations (attach schedule)			
	b Investments—corporate stock (attach schedule)			
	c Investments—corporate bonds (attach schedule)			
	11 Investments—land, buildings, and equipment: basis ▶			
Less: accumulated depreciation (attach schedule) ▶				
12 Investments—mortgage loans				
13 Investments—other (attach schedule) L-13 Stmt	737,308,486.	706,815,236.	706,815,236.	
14 Land, buildings, and equipment: basis ▶ L-14 Stmt 9,258,254.				
Less: accumulated depreciation (attach schedule) ▶ L-14 Stmt 4,334,573.	5,246,994.	4,923,681.	4,923,681.	
15 Other assets (describe ▶ L-15 Stmt)	6,361,362.	5,101,837.	5,101,837.	
16 Total assets (to be completed by all filers—see the instructions. Also, see page 1, item I)	768,620,549.	754,853,169.	754,853,169.	
Liabilities	17 Accounts payable and accrued expenses	1,407,860.	2,417,891.	
	18 Grants payable	17,825,671.	17,654,592.	
	19 Deferred revenue			
	20 Loans from officers, directors, trustees, and other disqualified persons			
	21 Mortgages and other notes payable (attach schedule)			
	22 Other liabilities (describe ▶ L-22 Stmt)	7,595,818.	10,626,810.	
	23 Total liabilities (add lines 17 through 22)	26,829,349.	30,699,293.	
Net Assets or Fund Balances	Foundations that follow FASB ASC 958, check here ▶ <input checked="" type="checkbox"/> and complete lines 24, 25, 29, and 30.			
	24 Net assets without donor restrictions	741,791,200.	724,153,876.	
	25 Net assets with donor restrictions			
	Foundations that do not follow FASB ASC 958, check here ▶ <input type="checkbox"/> and complete lines 26 through 30.			
	26 Capital stock, trust principal, or current funds			
	27 Paid-in or capital surplus, or land, bldg., and equipment fund			
	28 Retained earnings, accumulated income, endowment, or other funds			
29 Total net assets or fund balances (see instructions)	741,791,200.	724,153,876.		
30 Total liabilities and net assets/fund balances (see instructions)	768,620,549.	754,853,169.		

Part III Analysis of Changes in Net Assets or Fund Balances			
1	Total net assets or fund balances at beginning of year—Part II, column (a), line 29 (must agree with end-of-year figure reported on prior year's return)	1	741,791,200.
2	Enter amount from Part I, line 27a	2	-35,055,676.
3	Other increases not included in line 2 (itemize) ▶ Unrealized gains	3	17,418,352.
4	Add lines 1, 2, and 3	4	724,153,876.
5	Decreases not included in line 2 (itemize) ▶	5	
6	Total net assets or fund balances at end of year (line 4 minus line 5)—Part II, column (b), line 29	6	724,153,876.

Part IV Capital Gains and Losses for Tax on Investment Income

(a) List and describe the kind(s) of property sold (for example, real estate, 2-story brick warehouse; or common stock, 200 shs. MLC Co.)		(b) How acquired P—Purchase D—Donation	(c) Date acquired (mo., day, yr.)	(d) Date sold (mo., day, yr.)
1a Capital gains from limited partnerships		P	Various	Various
b				
c				
d				
e				
(e) Gross sales price	(f) Depreciation allowed (or allowable)	(g) Cost or other basis plus expense of sale	(h) Gain or (loss) ((e) plus (f) minus (g))	
a 5,121,283.		0.	5,121,283.	
b				
c				
d				
e				
Complete only for assets showing gain in column (h) and owned by the foundation on 12/31/69.				(i) Gains (Col. (h) gain minus col. (k), but not less than -0-) or Losses (from col. (h))
(i) FMV as of 12/31/69	(j) Adjusted basis as of 12/31/69	(k) Excess of col. (i) over col. (j), if any		
a 0.	0.	0.	5,121,283.	
b				
c				
d				
e				
2 Capital gain net income or (net capital loss)	{ If gain, also enter in Part I, line 7 If (loss), enter -0- in Part I, line 7 }		2	5,121,283.
3 Net short-term capital gain or (loss) as defined in sections 1222(5) and (6): If gain, also enter in Part I, line 8, column (c). See instructions. If (loss), enter -0- in Part I, line 8			3	

Part V Qualification Under Section 4940(e) for Reduced Tax on Net Investment Income

(For optional use by domestic private foundations subject to the section 4940(a) tax on net investment income.)

If section 4940(d)(2) applies, leave this part blank.

Was the foundation liable for the section 4942 tax on the distributable amount of any year in the base period? Yes No
 If "Yes," the foundation doesn't qualify under section 4940(e). Do not complete this part.

1 Enter the appropriate amount in each column for each year; see the instructions before making any entries.

(a) Base period years Calendar year (or tax year beginning in)	(b) Adjusted qualifying distributions	(c) Net value of noncharitable-use assets	(d) Distribution ratio (col. (b) divided by col. (c))
2018	34,796,872.	738,961,169.	0.047089
2017	36,310,544.	754,232,194.	0.048142
2016	34,878,264.	709,987,544.	0.049125
2015	34,185,430.	711,048,358.	0.048078
2014	30,577,081.	747,124,271.	0.040926

2 Total of line 1, column (d)	2	0.233360
3 Average distribution ratio for the 5-year base period—divide the total on line 2 by 5.0, or by the number of years the foundation has been in existence if less than 5 years	3	0.046672
4 Enter the net value of noncharitable-use assets for 2019 from Part X, line 5	4	732,818,421.
5 Multiply line 4 by line 3	5	34,202,101.
6 Enter 1% of net investment income (1% of Part I, line 27b)	6	50,370.
7 Add lines 5 and 6	7	34,252,471.
8 Enter qualifying distributions from Part XII, line 4 If line 8 is equal to or greater than line 7, check the box in Part VI, line 1b, and complete that part using a 1% tax rate. See the Part VI instructions.	8	35,534,317.

Part VI Excise Tax Based on Investment Income (Section 4940(a), 4940(b), 4940(e), or 4948—see instructions)		
1a	Exempt operating foundations described in section 4940(d)(2), check here <input type="checkbox"/> and enter "N/A" on line 1. Date of ruling or determination letter: _____ (attach copy of letter if necessary—see instructions)	
b	Domestic foundations that meet the section 4940(e) requirements in Part V, check here <input checked="" type="checkbox"/> and enter 1% of Part I, line 27b	1 50,370.
c	All other domestic foundations enter 2% of line 27b. Exempt foreign organizations, enter 4% of Part I, line 12, col. (b)	
2	Tax under section 511 (domestic section 4947(a)(1) trusts and taxable foundations only; others, enter -0-)	2 0.
3	Add lines 1 and 2	3 50,370.
4	Subtitle A (income) tax (domestic section 4947(a)(1) trusts and taxable foundations only; others, enter -0-)	4 0.
5	Tax based on investment income. Subtract line 4 from line 3. If zero or less, enter -0-	5 50,370.
6	Credits/Payments:	
a	2019 estimated tax payments and 2018 overpayment credited to 2019	6a 772,585.
b	Exempt foreign organizations—tax withheld at source	6b
c	Tax paid with application for extension of time to file (Form 8868)	6c
d	Backup withholding erroneously withheld	6d
7	Total credits and payments. Add lines 6a through 6d	7 772,585.
8	Enter any penalty for underpayment of estimated tax. Check here <input type="checkbox"/> if Form 2220 is attached	8
9	Tax due. If the total of lines 5 and 8 is more than line 7, enter amount owed	9
10	Overpayment. If line 7 is more than the total of lines 5 and 8, enter the amount overpaid	10 722,215.
11	Enter the amount of line 10 to be: Credited to 2020 estimated tax 722,215. Refunded	11

Part VII-A Statements Regarding Activities			
		Yes	No
1a	During the tax year, did the foundation attempt to influence any national, state, or local legislation or did it participate or intervene in any political campaign?		X
b	Did it spend more than \$100 during the year (either directly or indirectly) for political purposes? See the instructions for the definition		X
If the answer is "Yes" to 1a or 1b, attach a detailed description of the activities and copies of any materials published or distributed by the foundation in connection with the activities.			
c	Did the foundation file Form 1120-POL for this year?		X
d	Enter the amount (if any) of tax on political expenditures (section 4955) imposed during the year: (1) On the foundation. ▶ \$ _____ (2) On foundation managers. ▶ \$ _____		
e	Enter the reimbursement (if any) paid by the foundation during the year for political expenditure tax imposed on foundation managers. ▶ \$ _____		
2	Has the foundation engaged in any activities that have not previously been reported to the IRS? If "Yes," attach a detailed description of the activities.		X
3	Has the foundation made any changes, not previously reported to the IRS, in its governing instrument, articles of incorporation, or bylaws, or other similar instruments? If "Yes," attach a conformed copy of the changes.		X
4a	Did the foundation have unrelated business gross income of \$1,000 or more during the year?	X	
b	If "Yes," has it filed a tax return on Form 990-T for this year?	X	
5	Was there a liquidation, termination, dissolution, or substantial contraction during the year? If "Yes," attach the statement required by <i>General Instruction T</i> .		X
6	Are the requirements of section 508(e) (relating to sections 4941 through 4945) satisfied either: • By language in the governing instrument, or • By state legislation that effectively amends the governing instrument so that no mandatory directions that conflict with the state law remain in the governing instrument?	X	
7	Did the foundation have at least \$5,000 in assets at any time during the year? If "Yes," complete Part II, col. (c), and Part XV	X	
8a	Enter the states to which the foundation reports or with which it is registered. See instructions. ▶ See Statement		
b	If the answer is "Yes" to line 7, has the foundation furnished a copy of Form 990-PF to the Attorney General (or designate) of each state as required by <i>General Instruction G</i> ? If "No," attach explanation	X	
9	Is the foundation claiming status as a private operating foundation within the meaning of section 4942(j)(3) or 4942(j)(5) for calendar year 2019 or the tax year beginning in 2019? See the instructions for Part XIV. If "Yes," complete Part XIV		X
10	Did any persons become substantial contributors during the tax year? If "Yes," attach a schedule listing their names and addresses		X

Part VII-A Statements Regarding Activities (continued)

	Yes	No
11 At any time during the year, did the foundation, directly or indirectly, own a controlled entity within the meaning of section 512(b)(13)? If "Yes," attach schedule. See instructions		X
12 Did the foundation make a distribution to a donor advised fund over which the foundation or a disqualified person had advisory privileges? If "Yes," attach statement. See instructions		X
13 Did the foundation comply with the public inspection requirements for its annual returns and exemption application? Website address ▶ <u>www.commonwealthfund.org</u>	X	
14 The books are in care of ▶ <u>Dr. Jeffrey Haber, CPA, Senior Director, Finance</u> Telephone no. ▶ <u>(212) 606-3858</u> Located at ▶ <u>One East 75th Street New York NY</u> ZIP+4 ▶ <u>10021</u>		
15 Section 4947(a)(1) nonexempt charitable trusts filing Form 990-PF in lieu of Form 1041—check here ▶ <input type="checkbox"/> and enter the amount of tax-exempt interest received or accrued during the year ▶ <u>15</u>		
16 At any time during calendar year 2019, did the foundation have an interest in or a signature or other authority over a bank, securities, or other financial account in a foreign country?		X
See the instructions for exceptions and filing requirements for FinCEN Form 114. If "Yes," enter the name of the foreign country ▶		

Part VII-B Statements Regarding Activities for Which Form 4720 May Be Required

File Form 4720 if any item is checked in the "Yes" column, unless an exception applies.

	Yes	No
1a During the year, did the foundation (either directly or indirectly):		
(1) Engage in the sale or exchange, or leasing of property with a disqualified person? . . . <input type="checkbox"/> Yes <input checked="" type="checkbox"/> No		
(2) Borrow money from, lend money to, or otherwise extend credit to (or accept it from) a disqualified person? <input type="checkbox"/> Yes <input checked="" type="checkbox"/> No		
(3) Furnish goods, services, or facilities to (or accept them from) a disqualified person? . . . <input type="checkbox"/> Yes <input checked="" type="checkbox"/> No		
(4) Pay compensation to, or pay or reimburse the expenses of, a disqualified person? . . . <input checked="" type="checkbox"/> Yes <input type="checkbox"/> No		
(5) Transfer any income or assets to a disqualified person (or make any of either available for the benefit or use of a disqualified person)? <input type="checkbox"/> Yes <input checked="" type="checkbox"/> No		
(6) Agree to pay money or property to a government official? (Exception. Check "No" if the foundation agreed to make a grant to or to employ the official for a period after termination of government service, if terminating within 90 days.) <input type="checkbox"/> Yes <input checked="" type="checkbox"/> No		
b If any answer is "Yes" to 1a(1)–(6), did any of the acts fail to qualify under the exceptions described in Regulations section 53.4941(d)-3 or in a current notice regarding disaster assistance? See instructions	1b	X
Organizations relying on a current notice regarding disaster assistance, check here ▶ <input type="checkbox"/>		
c Did the foundation engage in a prior year in any of the acts described in 1a, other than excepted acts, that were not corrected before the first day of the tax year beginning in 2019?	1c	X
2 Taxes on failure to distribute income (section 4942) (does not apply for years the foundation was a private operating foundation defined in section 4942(j)(3) or 4942(j)(5)):		
a At the end of tax year 2019, did the foundation have any undistributed income (Part XIII, lines 6d and 6e) for tax year(s) beginning before 2019? <input type="checkbox"/> Yes <input checked="" type="checkbox"/> No If "Yes," list the years ▶ 20____, 20____, 20____, 20____		
b Are there any years listed in 2a for which the foundation is not applying the provisions of section 4942(a)(2) (relating to incorrect valuation of assets) to the year's undistributed income? (If applying section 4942(a)(2) to all years listed, answer "No" and attach statement—see instructions.)	2b	X
c If the provisions of section 4942(a)(2) are being applied to any of the years listed in 2a, list the years here. ▶ 20____, 20____, 20____, 20____		
3a Did the foundation hold more than a 2% direct or indirect interest in any business enterprise at any time during the year? <input checked="" type="checkbox"/> Yes <input type="checkbox"/> No		
b If "Yes," did it have excess business holdings in 2019 as a result of (1) any purchase by the foundation or disqualified persons after May 26, 1969; (2) the lapse of the 5-year period (or longer period approved by the Commissioner under section 4943(c)(7)) to dispose of holdings acquired by gift or bequest; or (3) the lapse of the 10-, 15-, or 20-year first phase holding period? (Use Form 4720, Schedule C, to determine if the foundation had excess business holdings in 2019.)	3b	X
4a Did the foundation invest during the year any amount in a manner that would jeopardize its charitable purposes?	4a	X
b Did the foundation make any investment in a prior year (but after December 31, 1969) that could jeopardize its charitable purpose that had not been removed from jeopardy before the first day of the tax year beginning in 2019?	4b	X

Part VII-B Statements Regarding Activities for Which Form 4720 May Be Required (continued)

5a During the year, did the foundation pay or incur any amount to:		Yes	No
(1) Carry on propaganda, or otherwise attempt to influence legislation (section 4945(e))?	<input type="checkbox"/> Yes <input checked="" type="checkbox"/> No		
(2) Influence the outcome of any specific public election (see section 4955); or to carry on, directly or indirectly, any voter registration drive?	<input type="checkbox"/> Yes <input checked="" type="checkbox"/> No		
(3) Provide a grant to an individual for travel, study, or other similar purposes?	<input checked="" type="checkbox"/> Yes <input type="checkbox"/> No		
(4) Provide a grant to an organization other than a charitable, etc., organization described in section 4945(d)(4)(A)? See instructions	<input checked="" type="checkbox"/> Yes <input type="checkbox"/> No		
(5) Provide for any purpose other than religious, charitable, scientific, literary, or educational purposes, or for the prevention of cruelty to children or animals?	<input type="checkbox"/> Yes <input checked="" type="checkbox"/> No		
b If any answer is "Yes" to 5a(1)–(5), did any of the transactions fail to qualify under the exceptions described in Regulations section 53.4945 or in a current notice regarding disaster assistance? See instructions		5b	X
Organizations relying on a current notice regarding disaster assistance, check here	<input type="checkbox"/>		
c If the answer is "Yes" to question 5a(4), does the foundation claim exemption from the tax because it maintained expenditure responsibility for the grant?	<input checked="" type="checkbox"/> Yes <input type="checkbox"/> No		
If "Yes," attach the statement required by Regulations section 53.4945-5(d).			
6a Did the foundation, during the year, receive any funds, directly or indirectly, to pay premiums on a personal benefit contract?	<input type="checkbox"/> Yes <input checked="" type="checkbox"/> No		
b Did the foundation, during the year, pay premiums, directly or indirectly, on a personal benefit contract?		6b	X
If "Yes" to 6b, file Form 8870.			
7a At any time during the tax year, was the foundation a party to a prohibited tax shelter transaction?	<input type="checkbox"/> Yes <input checked="" type="checkbox"/> No		
b If "Yes," did the foundation receive any proceeds or have any net income attributable to the transaction?		7b	
8 Is the foundation subject to the section 4960 tax on payment(s) of more than \$1,000,000 in remuneration or excess parachute payment(s) during the year?	<input type="checkbox"/> Yes <input checked="" type="checkbox"/> No		

Part VIII Information About Officers, Directors, Trustees, Foundation Managers, Highly Paid Employees, and Contractors

1 List all officers, directors, trustees, and foundation managers and their compensation. See instructions.

(a) Name and address	(b) Title, and average hours per week devoted to position	(c) Compensation (If not paid, enter -0-)	(d) Contributions to employee benefit plans and deferred compensation	(e) Expense account, other allowances
See attached schedule				

2 Compensation of five highest-paid employees (other than those included on line 1—see instructions). If none, enter "NONE."

(a) Name and address of each employee paid more than \$50,000	(b) Title, and average hours per week devoted to position	(c) Compensation	(d) Contributions to employee benefit plans and deferred compensation	(e) Expense account, other allowances
Eric Schneider 1 East 75th Street New York NY 10021	Sr VP, Policy & Research 50.00	369,484.	108,087.	0.
Barry Scholl 1 East 75th Street New York NY 10021	Sr VP, Communications 50.00	367,153.	123,326.	0.
Sara Collins 1 East 75th Street New York NY 10021	VP, Healthcare Coverage & Access 50.00	279,693.	91,127.	0.
Melinda Abrams 1 East 75th Street New York NY 10021	Sr VP, Delivery System Reform 50.00	275,000.	104,895.	0.
Laurie Zephyrin 1 East 75th Street New York NY 10021	VP, Delivery System Reform 50.00	253,750.	106,705.	0.
Total number of other employees paid over \$50,000				39

Part VIII Information About Officers, Directors, Trustees, Foundation Managers, Highly Paid Employees, and Contractors (continued)

3 Five highest-paid independent contractors for professional services. See instructions. If none, enter "NONE."		
(a) Name and address of each person paid more than \$50,000	(b) Type of service	(c) Compensation
Perella Weinberg Partners LP 767 Fifth Avenue New York NY 10153	OCIO services	2,064,761.
Investure 126 Garrett Street, #J Charlottesville VA 22902	Investment management	457,100.
Baxter Select Equity C/O SEI Global Services, 1 Freedom Valley Drive Oaks PA 19456	Investment management	343,372.
Eagle Capital Management LLC 499 Park Avenue, #17 New York NY 10022	Investment management	277,783.
Burness Communications 7910 Woodmont Avenue, Suite 700 Bethesda MD 20814	Media engagement consulting	260,049.
Total number of others receiving over \$50,000 for professional services		14

Part IX-A Summary of Direct Charitable Activities

List the foundation's four largest direct charitable activities during the tax year. Include relevant statistical information such as the number of organizations and other beneficiaries served, conferences convened, research papers produced, etc.	Expenses
1 Delivery System Reform See attached program descriptions	994,721.
2 Healthcare Coverage and Access See attached program descriptions	508,761.
3 Communications See attached program descriptions	4,367,812.
4 International Health Policy and Innovation See attached program descriptions	1,390,187.

Part IX-B Summary of Program-Related Investments (see instructions)

Describe the two largest program-related investments made by the foundation during the tax year on lines 1 and 2.	Amount
1	
2	
All other program-related investments. See instructions.	
3	
Total. Add lines 1 through 3	

Part X Minimum Investment Return (All domestic foundations must complete this part. Foreign foundations, see instructions.)

1	Fair market value of assets not used (or held for use) directly in carrying out charitable, etc., purposes:		
a	Average monthly fair market value of securities	1a	741,358,277.
b	Average of monthly cash balances	1b	2,619,815.
c	Fair market value of all other assets (see instructions)	1c	
d	Total (add lines 1a, b, and c)	1d	743,978,092.
e	Reduction claimed for blockage or other factors reported on lines 1a and 1c (attach detailed explanation)	1e	
2	Acquisition indebtedness applicable to line 1 assets	2	
3	Subtract line 2 from line 1d	3	743,978,092.
4	Cash deemed held for charitable activities. Enter 1½% of line 3 (for greater amount, see instructions)	4	11,159,671.
5	Net value of noncharitable-use assets. Subtract line 4 from line 3. Enter here and on Part V, line 4	5	732,818,421.
6	Minimum investment return. Enter 5% of line 5	6	36,640,921.

Part XI Distributable Amount (see instructions) (Section 4942(j)(3) and (j)(5) private operating foundations and certain foreign organizations, check here and do not complete this part.)

1	Minimum investment return from Part X, line 6	1	36,640,921.
2a	Tax on investment income for 2019 from Part VI, line 5	2a	50,370.
b	Income tax for 2019. (This does not include the tax from Part VI.)	2b	
c	Add lines 2a and 2b	2c	50,370.
3	Distributable amount before adjustments. Subtract line 2c from line 1	3	36,590,551.
4	Recoveries of amounts treated as qualifying distributions	4	17,579.
5	Add lines 3 and 4	5	36,608,130.
6	Deduction from distributable amount (see instructions)	6	
7	Distributable amount as adjusted. Subtract line 6 from line 5. Enter here and on Part XIII, line 1	7	36,608,130.

Part XII Qualifying Distributions (see instructions)

1	Amounts paid (including administrative expenses) to accomplish charitable, etc., purposes:		
a	Expenses, contributions, gifts, etc.—total from Part I, column (d), line 26	1a	35,534,317.
b	Program-related investments—total from Part IX-B	1b	
2	Amounts paid to acquire assets used (or held for use) directly in carrying out charitable, etc., purposes	2	
3	Amounts set aside for specific charitable projects that satisfy the:		
a	Suitability test (prior IRS approval required)	3a	
b	Cash distribution test (attach the required schedule)	3b	
4	Qualifying distributions. Add lines 1a through 3b. Enter here and on Part V, line 8; and Part XIII, line 4	4	35,534,317.
5	Foundations that qualify under section 4940(e) for the reduced rate of tax on net investment income. Enter 1% of Part I, line 27b. See instructions	5	50,370.
6	Adjusted qualifying distributions. Subtract line 5 from line 4	6	35,483,947.

Note: The amount on line 6 will be used in Part V, column (b), in subsequent years when calculating whether the foundation qualifies for the section 4940(e) reduction of tax in those years.

Part XIII Undistributed Income (see instructions)

	(a) Corpus	(b) Years prior to 2018	(c) 2018	(d) 2019
1 Distributable amount for 2019 from Part XI, line 7				36,608,130.
2 Undistributed income, if any, as of the end of 2019:				
a Enter amount for 2018 only			13,526,280.	
b Total for prior years: 20____, 20____, 20____				
3 Excess distributions carryover, if any, to 2019:				
a From 2014				
b From 2015				
c From 2016				
d From 2017				
e From 2018				
f Total of lines 3a through e				
4 Qualifying distributions for 2019 from Part XII, line 4: ▶ \$ <u>35,534,317.</u>				
a Applied to 2018, but not more than line 2a			13,526,280.	
b Applied to undistributed income of prior years (Election required—see instructions)				
c Treated as distributions out of corpus (Election required—see instructions)				
d Applied to 2019 distributable amount				22,008,037.
e Remaining amount distributed out of corpus	0.			
5 Excess distributions carryover applied to 2019 (If an amount appears in column (d), the same amount must be shown in column (a).)				
6 Enter the net total of each column as indicated below:				
a Corpus. Add lines 3f, 4c, and 4e. Subtract line 5	0.			
b Prior years' undistributed income. Subtract line 4b from line 2b		0.		
c Enter the amount of prior years' undistributed income for which a notice of deficiency has been issued, or on which the section 4942(a) tax has been previously assessed				
d Subtract line 6c from line 6b. Taxable amount—see instructions		0.		
e Undistributed income for 2018. Subtract line 4a from line 2a. Taxable amount—see instructions			0.	
f Undistributed income for 2019. Subtract lines 4d and 5 from line 1. This amount must be distributed in 2020				14,600,093.
7 Amounts treated as distributions out of corpus to satisfy requirements imposed by section 170(b)(1)(F) or 4942(g)(3) (Election may be required—see instructions)				
8 Excess distributions carryover from 2014 not applied on line 5 or line 7 (see instructions)	0.			
9 Excess distributions carryover to 2020. Subtract lines 7 and 8 from line 6a	0.			
10 Analysis of line 9:				
a Excess from 2015	0.			
b Excess from 2016	0.			
c Excess from 2017	0.			
d Excess from 2018	0.			
e Excess from 2019	0.			

Part XIV Private Operating Foundations (see instructions and Part VII-A, question 9) N/A

1a If the foundation has received a ruling or determination letter that it is a private operating foundation, and the ruling is effective for 2019, enter the date of the ruling ▶

b Check box to indicate whether the foundation is a private operating foundation described in section 4942(j)(3) or 4942(j)(5)

	Tax year				(e) Total
	(a) 2019	(b) 2018	(c) 2017	(d) 2016	
2a Enter the lesser of the adjusted net income from Part I or the minimum investment return from Part X for each year listed					
b 85% of line 2a					
c Qualifying distributions from Part XII, line 4, for each year listed					
d Amounts included in line 2c not used directly for active conduct of exempt activities					
e Qualifying distributions made directly for active conduct of exempt activities. Subtract line 2d from line 2c					
3 Complete 3a, b, or c for the alternative test relied upon:					
a "Assets" alternative test—enter:					
(1) Value of all assets					
(2) Value of assets qualifying under section 4942(j)(3)(B)(i)					
b "Endowment" alternative test—enter 2/3 of minimum investment return shown in Part X, line 6, for each year listed					
c "Support" alternative test—enter:					
(1) Total support other than gross investment income (interest, dividends, rents, payments on securities loans (section 512(a)(5)), or royalties)					
(2) Support from general public and 5 or more exempt organizations as provided in section 4942(j)(3)(B)(iii)					
(3) Largest amount of support from an exempt organization					
(4) Gross investment income					

Part XV Supplementary Information (Complete this part only if the foundation had \$5,000 or more in assets at any time during the year—see instructions.)

1 Information Regarding Foundation Managers:

a List any managers of the foundation who have contributed more than 2% of the total contributions received by the foundation before the close of any tax year (but only if they have contributed more than \$5,000). (See section 507(d)(2).)

None

b List any managers of the foundation who own 10% or more of the stock of a corporation (or an equally large portion of the ownership of a partnership or other entity) of which the foundation has a 10% or greater interest.

None

2 Information Regarding Contribution, Grant, Gift, Loan, Scholarship, etc., Programs:

Check here if the foundation only makes contributions to preselected charitable organizations and does not accept unsolicited requests for funds. If the foundation makes gifts, grants, etc., to individuals or organizations under other conditions, complete items 2a, b, c, and d. See instructions.

a The name, address, and telephone number or email address of the person to whom applications should be addressed:

See Supplementary Information Statement

b The form in which applications should be submitted and information and materials they should include:

c Any submission deadlines:

d Any restrictions or limitations on awards, such as by geographical areas, charitable fields, kinds of institutions, or other factors:

Part XV Supplementary Information *(continued)*

3 Grants and Contributions Paid During the Year or Approved for Future Payment

Recipient	If recipient is an individual, show any relationship to any foundation manager or substantial contributor	Foundation status of recipient	Purpose of grant or contribution	Amount
Name and address (home or business)				
<p>a <i>Paid during the year</i> See attached schedule</p>				21,204,525.
<p>Total ▶</p>				3a 21,204,525.
<p>b <i>Approved for future payment</i> See attached schedule</p>				17,654,592.
<p>Total ▶</p>				3b 17,654,592.

Form 990-PF: Return of Private Foundation

Part XV, Line 2: Supplementary Information Regarding Contribution, Grant, Gift, Loan, Scholarship, etc. Continuation Statement

Name and Address Information	Form Information	Submission Information	Restrictions
See attached information statement			

Additional information from your Form 990-PF: Return of Private Foundation

Form 990-PF: Return of Private Foundation

Other Income

Continuation Statement

Description	Revenue and Expense per Book	Net Investment Income	Adjusted Net Income
Royalties	558.		
Foreign Currency Exchange	-4,181.		
Other	1,564.	3,293,302.	
Total	-2,059.	3,293,302.	

Form 990-PF: Return of Private Foundation

Taxes

Continuation Statement

Description	Revenue and Expense per Book	Net Investment Income	Adjusted Net Income	Disbursement for charitable purpose
Federal excise	203,431.			
Unrelated Business Income	34,903.			
Foreign - from K-1s		255,673.		
Total	238,334.	255,673.		

Form 990-PF: Return of Private Foundation

Other Expenses

Continuation Statement

Description	Revenue and Expense per Book	Net Investment Income	Adjusted Net Income	Disbursement for charitable purpose
	1,480,346.	5,377,272.		1,486,530.
Total	1,480,346.	5,377,272.		1,486,530.

Form 990-PF: Return of Private Foundation

Reporting state

Continuation Statement

Reporting state
NY
DC

Name
The Commonwealth Fund

Employer Identification No.
13-1635260

Asset Information:

Description of Property Investments
 Business Code _____ Exclusion Code . . . 18
 Date Acquired _____ How Acquired . . Purchased
 Date Sold _____ Name of Buyer . . . _____
 Check Box, if Buyer is a Business . . .
 Sales Price . . . 449,057,182. Cost or other basis (do not reduce by depreciation). . . 444,226,199.
 Sales Expense _____ Valuation Method . . . _____
 Total Gain (Loss) 4,830,983. Accumulated Depreciation _____

Description of Property _____
 Business Code _____ Exclusion Code . . . _____
 Date Acquired _____ How Acquired . . . _____
 Date Sold _____ Name of Buyer . . . _____
 Check Box, if Buyer is a Business . . .
 Sales Price _____ Cost or other basis (do not reduce by depreciation). . . _____
 Sales Expense _____ Valuation Method . . . _____
 Total Gain (Loss) _____ Accumulated Depreciation _____

Description of Property _____
 Business Code _____ Exclusion Code . . . _____
 Date Acquired _____ How Acquired . . . _____
 Date Sold _____ Name of Buyer . . . _____
 Check Box, if Buyer is a Business . . .
 Sales Price _____ Cost or other basis (do not reduce by depreciation). . . _____
 Sales Expense _____ Valuation Method . . . _____
 Total Gain (Loss) _____ Accumulated Depreciation _____

Description of Property _____
 Business Code _____ Exclusion Code . . . _____
 Date Acquired _____ How Acquired . . . _____
 Date Sold _____ Name of Buyer . . . _____
 Check Box, if Buyer is a Business . . .
 Sales Price _____ Cost or other basis (do not reduce by depreciation). . . _____
 Sales Expense _____ Valuation Method . . . _____
 Total Gain (Loss) _____ Accumulated Depreciation _____

Description of Property _____
 Business Code _____ Exclusion Code . . . _____
 Date Acquired _____ How Acquired . . . _____
 Date Sold _____ Name of Buyer . . . _____
 Check Box, if Buyer is a Business . . .
 Sales Price _____ Cost or other basis (do not reduce by depreciation). . . _____
 Sales Expense _____ Valuation Method . . . _____
 Total Gain (Loss) _____ Accumulated Depreciation _____

Totals:

Total Gain (Loss) of all assets 4,830,983.
 Gross Sales Price of all assets . . . 449,057,182.
 Unrelated Business Income _____ Business Code . . . _____
 Excluded by section 512, 513, 514 . . . 4,830,983. Exclusion Code . . . 18
 Related/Exempt Function Income . . . _____

QuickZoom here to Form 990-PF, Page 1 ►
 QuickZoom here to Form 990-PF, Page 12 ►

Name The Commonwealth Fund	Employer Identification No. 13-1635260
-------------------------------	---

Line 10a - Investments - US and State Government Obligations:	End of Year		End of Year	
	State and Local Obligations Book Value	State and Local Obligations FMV	US Government Obligations Book Value	US Government Obligations FMV
Tot to Fm 990-PF, Pt II, Ln 10a				

Line 10b - Investments - Corporate Stock:	End of Year	
	Book Value	Fair Market Value
Totals to Form 990-PF, Part II, Line 10b		

Line 10c - Investments - Corporate Bonds:	End of Year	
	Book Value	Fair Market Value
Totals to Form 990-PF, Part II, Line 10c		

Line 12 - Investments - Mortgage loans:	End of Year	
	Book Value	Fair Market Value
Totals to Form 990-PF, Part II, Line 12		

Line 13 - Investments - Other:	End of Year	
	Book Value	Fair Market Value
DSM Capital Partners	34,855,154.	34,855,154.
Eagle Capital Management	28,838,363.	28,838,363.
Generation IM Global Equity	55,632,225.	55,632,225.
See L-13 Stmt	587,489,494.	587,489,494.
Totals to Form 990-PF, Part II, Line 13	706,815,236.	706,815,236.

Name The Commonwealth Fund	Employer Identification No. 13-1635260
-------------------------------	---

Line 15 - Other Assets:	Beginning Year Book Value	End of Year	
		Book Value	Fair Market Value
Receivable from security sales	5,302,043.	4,151,776.	4,151,776.
Taxes refundable	765,028.	735,781.	735,781.
Interest and dividends receivable	294,291.	214,280.	214,280.
Totals to Form 990-PF, Part II, line 15	6,361,362.	5,101,837.	5,101,837.

Line 22 - Other Liabilities:	Beginning Year Book Value	Ending Year Book Value
Post retirement health care liability	7,173,538.	9,951,911.
Discount on grants payable	-100,122.	-21,687.
Totals to Form 990-PF, Part II, line 22	7,595,818.	10,626,810.

Schedule of Contributors

2019

▶ Attach to Form 990, Form 990-EZ, or Form 990-PF.
 ▶ Go to www.irs.gov/Form990 for the latest information.

Name of the organization <u>The Commonwealth Fund</u>	Employer identification number 13-1635260
--	--

Organization type (check one):

Filers of:

Section:

Form 990 or 990-EZ

- 501(c)() (enter number) organization
- 4947(a)(1) nonexempt charitable trust **not** treated as a private foundation
- 527 political organization

Form 990-PF

- 501(c)(3) exempt private foundation
- 4947(a)(1) nonexempt charitable trust treated as a private foundation
- 501(c)(3) taxable private foundation

Check if your organization is covered by the **General Rule** or a **Special Rule**.

Note: Only a section 501(c)(7), (8), or (10) organization can check boxes for both the General Rule and a Special Rule. See instructions.

General Rule

- For an organization filing Form 990, 990-EZ, or 990-PF that received, during the year, contributions totaling \$5,000 or more (in money or property) from any one contributor. Complete Parts I and II. See instructions for determining a contributor's total contributions.

Special Rules

- For an organization described in section 501(c)(3) filing Form 990 or 990-EZ that met the 33¹/₃% support test of the regulations under sections 509(a)(1) and 170(b)(1)(A)(vi), that checked Schedule A (Form 990 or 990-EZ), Part II, line 13, 16a, or 16b, and that received from any one contributor, during the year, total contributions of the greater of (1) \$5,000; or (2) 2% of the amount on (i) Form 990, Part VIII, line 1h; or (ii) Form 990-EZ, line 1. Complete Parts I and II.
- For an organization described in section 501(c)(7), (8), or (10) filing Form 990 or 990-EZ that received from any one contributor, during the year, total contributions of more than \$1,000 *exclusively* for religious, charitable, scientific, literary, or educational purposes, or for the prevention of cruelty to children or animals. Complete Parts I, II, and III.
- For an organization described in section 501(c)(7), (8), or (10) filing Form 990 or 990-EZ that received from any one contributor, during the year, contributions *exclusively* for religious, charitable, etc., purposes, but no such contributions totaled more than \$1,000. If this box is checked, enter here the total contributions that were received during the year for an *exclusively* religious, charitable, etc., purpose. Don't complete any of the parts unless the **General Rule** applies to this organization because it received *nonexclusively* religious, charitable, etc., contributions totaling \$5,000 or more during the year ▶ \$ _____

Caution: An organization that isn't covered by the General Rule and/or the Special Rules doesn't file Schedule B (Form 990, 990-EZ, or 990-PF), but it **must** answer "No" on Part IV, line 2, of its Form 990; or check the box on line H of its Form 990-EZ or on its Form 990-PF, Part I, line 2, to certify that it doesn't meet the filing requirements of Schedule B (Form 990, 990-EZ, or 990-PF).

Name of organization The Commonwealth Fund	Employer identification number 13-1635260
---	--

Part I Contributors (see instructions). Use duplicate copies of Part I if additional space is needed.

(a) No.	(b) Name, address, and ZIP + 4	(c) Total contributions	(d) Type of contribution
1	Ministry of Health 133 Molesworth Street, Thorndon Wellington, NZ	\$ 174,242.	Person <input checked="" type="checkbox"/> Payroll <input type="checkbox"/> Noncash <input type="checkbox"/> (Complete Part II for noncash contributions.)
2	Norwegian Institute of Public Health 222-Skoyen Oslo, NO	\$ 198,658.	Person <input checked="" type="checkbox"/> Payroll <input type="checkbox"/> Noncash <input type="checkbox"/> (Complete Part II for noncash contributions.)
3	NIHR Leeds Innovation Centre, 103 Clarendon Road London, UK	\$ 153,102.	Person <input checked="" type="checkbox"/> Payroll <input type="checkbox"/> Noncash <input type="checkbox"/> (Complete Part II for noncash contributions.)
4	CNAMTS 50, Avenue du Professeur Andre Lemierre Paris, FR	\$ 275,044.	Person <input checked="" type="checkbox"/> Payroll <input type="checkbox"/> Noncash <input type="checkbox"/> (Complete Part II for noncash contributions.)
5	French Ministry of Social Affairs and Health 14, Avenue Duquesne Paris, FR	\$ 46,677.	Person <input checked="" type="checkbox"/> Payroll <input type="checkbox"/> Noncash <input type="checkbox"/> (Complete Part II for noncash contributions.)
6	Ministry of Health, Welfare and Sport Parnassusplein 5 Den Haag, NL	\$ 35,000.	Person <input checked="" type="checkbox"/> Payroll <input type="checkbox"/> Noncash <input type="checkbox"/> (Complete Part II for noncash contributions.)

Name of organization The Commonwealth Fund	Employer identification number 13-1635260
---	--

Part I Contributors (see instructions). Use duplicate copies of Part I if additional space is needed.

(a) No.	(b) Name, address, and ZIP + 4	(c) Total contributions	(d) Type of contribution
7	B Braun Stiftung Bibliomed-Verlag Melsungen, Stadtwaldpark 10	\$ 44,613.	Person <input checked="" type="checkbox"/> Payroll <input type="checkbox"/> Noncash <input type="checkbox"/> (Complete Part II for noncash contributions.)
-----	-----	\$ -----	Person <input type="checkbox"/> Payroll <input type="checkbox"/> Noncash <input type="checkbox"/> (Complete Part II for noncash contributions.)
-----	-----	\$ -----	Person <input type="checkbox"/> Payroll <input type="checkbox"/> Noncash <input type="checkbox"/> (Complete Part II for noncash contributions.)
-----	-----	\$ -----	Person <input type="checkbox"/> Payroll <input type="checkbox"/> Noncash <input type="checkbox"/> (Complete Part II for noncash contributions.)
-----	-----	\$ -----	Person <input type="checkbox"/> Payroll <input type="checkbox"/> Noncash <input type="checkbox"/> (Complete Part II for noncash contributions.)
-----	-----	\$ -----	Person <input type="checkbox"/> Payroll <input type="checkbox"/> Noncash <input type="checkbox"/> (Complete Part II for noncash contributions.)
-----	-----	\$ -----	Person <input type="checkbox"/> Payroll <input type="checkbox"/> Noncash <input type="checkbox"/> (Complete Part II for noncash contributions.)
-----	-----	\$ -----	Person <input type="checkbox"/> Payroll <input type="checkbox"/> Noncash <input type="checkbox"/> (Complete Part II for noncash contributions.)

Name of organization The Commonwealth Fund	Employer identification number 13-1635260
--	---

Part II Noncash Property (see instructions). Use duplicate copies of Part II if additional space is needed.

(a) No. from Part I	(b) Description of noncash property given	(c) FMV (or estimate) (See instructions.)	(d) Date received
-----	----- ----- ----- -----	\$ -----	-----
-----	----- ----- ----- -----	\$ -----	-----
-----	----- ----- ----- -----	\$ -----	-----
-----	----- ----- ----- -----	\$ -----	-----
-----	----- ----- ----- -----	\$ -----	-----
-----	----- ----- ----- -----	\$ -----	-----
-----	----- ----- ----- -----	\$ -----	-----

Name of organization The Commonwealth Fund	Employer identification number 13-1635260
--	---

Part III Exclusively religious, charitable, etc., contributions to organizations described in section 501(c)(7), (8), or (10) that total more than \$1,000 for the year from any one contributor. Complete columns (a) through (e) and the following line entry. For organizations completing Part III, enter the total of exclusively religious, charitable, etc., contributions of \$1,000 or less for the year. (Enter this information once. See instructions.) ▶ \$ _____
 Use duplicate copies of Part III if additional space is needed.

(a) No. from Part I	(b) Purpose of gift	(c) Use of gift	(d) Description of how gift is held
-----	----- ----- -----	----- ----- -----	----- ----- -----

(e) Transfer of gift	
Transferee's name, address, and ZIP + 4	Relationship of transferor to transferee
----- ----- -----	----- ----- -----

(a) No. from Part I	(b) Purpose of gift	(c) Use of gift	(d) Description of how gift is held
-----	----- ----- -----	----- ----- -----	----- ----- -----

(e) Transfer of gift	
Transferee's name, address, and ZIP + 4	Relationship of transferor to transferee
----- ----- -----	----- ----- -----

(a) No. from Part I	(b) Purpose of gift	(c) Use of gift	(d) Description of how gift is held
-----	----- ----- -----	----- ----- -----	----- ----- -----

(e) Transfer of gift	
Transferee's name, address, and ZIP + 4	Relationship of transferor to transferee
----- ----- -----	----- ----- -----

(a) No. from Part I	(b) Purpose of gift	(c) Use of gift	(d) Description of how gift is held
-----	----- ----- -----	----- ----- -----	----- ----- -----

(e) Transfer of gift	
Transferee's name, address, and ZIP + 4	Relationship of transferor to transferee
----- ----- -----	----- ----- -----

Additional information from your 2019 Federal Exempt Tax Return

Form 990-PF: Return of Private Foundation

Other Expenses (1)

Line 23(a)

Itemization Statement

Description	Amount
Temporaries	67,835.
Recruiting	38,526.
Machine maintenance	151,325.
Computer equipment & supplies	59,159.
Telephone/fax/internet/email	74,001.
Office supplies & paper products	18,606.
Postage/messenger/FedEx	9,942.
Lunchroom contract	220,743.
Food	18,184.
Disposables	185.
Books & periodicals	42,020.
D&O insurance	15,836.
Auto travel insurance	438.
Liability insurance	16,409.
Miscellaneous	-59.
Board retreat	1,560.
Media engagement	186,459.
Strategy, program, messaging	14,172.
Media training	12,741.
Teleconferences	11,043.
Radio media tours	7,600.
Media tracking & expenses	38,958.
Social media	142,506.
Email marketing	5,712.
Website hosting	75,574.
Website maintenance & development	188,884.
Website consultant	53,310.
General	8,677.
Total	1,480,346.

Form 990-PF: Return of Private Foundation

Other Expenses (1)

Line 23(b)

Itemization Statement

Description	Amount
Section 179 deduction	14.
Cash contributions (50%)	8,549.
Deductions - royalty income	-23,478.

Form 990-PF: Return of Private Foundation

Other Expenses (1)

Line 23(b)

Itemization Statement

Description	Amount
Section 59(E)(2) expenditures	2,282,091.
Excess business interest expense	7,473.
Deductions - portfolio (other)	16,072.
Other deductions	3,086,551.
Total	5,377,272.

Form 990-PF: Return of Private Foundation

Other Expenses (1)

Line 23(d)

Itemization Statement

Description	Amount
Temporaries	67,835.
Recruiting	38,526.
Machine maintenance	134,008.
Computer equipment & supplies	59,159.
Telephone/fax/internet/email	72,638.
Office supplies & paper products	18,472.
Postage/messenger/FedEx	7,727.
Lunchroom contract	220,743.
Food	18,014.
Disposables	185.
Books & periodicals	42,020.
D&O insurance	15,836.
Auto travel insurance	438.
Liability insurance	16,409.
Miscellaneous	-59.
Board retreat	1,560.
Media engagement	133,069.
Strategy, program, messaging	14,172.
Media training	12,741.
Teleconferences	11,043.
Radio media tours	7,600.
Media tracking & expenses	38,958.
Social media	142,505.
Email marketing	5,712.
Website hosting	75,574.
Website maintenance & development	269,658.
Website consultant	53,310.
General	8,677.
Total	1,486,530.

Form 990-PF: Return of Private Foundation

Line 1(a)

Itemization Statement

Description	Amount
Ministry of Health - New Zealand	174,242.
Norwegian Institute of Public Health	198,658.
NIHR	153,102.
CNAMTS	275,044.
French Ministry of Social Affairs and Health	46,677.
Ministry of Health, Welfare and Sport - Netherlands	35,000.
B Braun Stiftung	44,613.
Total	927,336.

Form 990-PF Part I Line 16a-c Legal and Professional Fees

Line 16c - Other Professional Fees

Continuation Statement

Line 16c Name	Line 16c Type Svc	Line 16c Book amount	Line 16c Net invest inc	Line 16c Adjusted net inc	Line 16c Chrtbl dsbrsmnts
ABRY Partners VII	Investment mgmt	9,871.	9,871.		
ABRY Sr Equity III	Investment mgmt	1,317.	1,317.		
Baxter Street II	Investment mgmt	343,372.	343,372.		
BNY Mellon	Custodial	217,138.	217,138.		
BREP Europe III	Investment mgmt	16,836.	16,836.		
Carlyle IV	Investment mgmt	133.	133.		
Colchester Global Bond	Investment mgmt	78,199.	78,199.		
DSM	Investment mgmt	167,688.	167,688.		
Eagle Capital	Investment mgmt	277,783.	277,783.		
GHO Capital Fund II	Investment mgmt	25.	25.		
Global Tax Services	Tax reclaim	171.	171.		
Granite Ventures II	Investment mgmt	1,778.	1,778.		
Investure Evergreen	Investment mgmt	457,100.	457,100.		
IR M Short Credit Fund	Investment mgmt	6,630.	6,630.		
Kiltearn Global Equity	Investment mgmt	208,942.	208,942.		
Lazard Global	Investment mgmt	61,342.	61,342.		
Lindsay Goldberg III	Investment mgmt	1,065.	1,065.		
Nasdaq Corporate Solutions	Investment mgmt	8,924.	8,924.		
New Century	Investment mgmt	33,506.	33,506.		

Form 990-PF Part I Line 16a-c Legal and Professional Fees

Line 16c - Other Professional Fees

Continuation Statement

Line 16c Name	Line 16c Type Svc	Line 16c Book amount	Line 16c Net invest inc	Line 16c Adjusted net inc	Line 16c Chrtbl dsbrsmnts
Ownership Capital Global Equity	Investment mgmt	143,113.	143,113.		
Perella Weinberg Partners	OCIO services	2,064,761.	2,064,761.		
PFM Healthcare	Investment mgmt	13,559.	13,559.		
Rhumblin ACWI Ex-US	Investment mgmt	20,000.	20,000.		
Rhumblin Russell 1000	Investment mgmt	10,000.	10,000.		
Rockefeller Int'l Equity II	Investment mgmt	124,428.	124,428.		
Sanders Capital	Investment mgmt	112,140.	112,140.		
Shorenstein Realty Nine	Investment mgmt	22,412.	22,412.		
Silver Lake II	Investment mgmt	2,344.	2,344.		
Silver Lake III	Investment mgmt	729.	729.		
Tensile	Investment mgmt	243,623.	243,623.		
Timbercreek Core	Investment mgmt	67,268.	67,268.		
Vatit Group SARL	Investment mgmt	3,737.	3,737.		
Various	Bank service charges	270,198.	270,198.		
Total		4,990,132.	4,990,132.		

Form 990-PF Part II Line 10, 12 and 13 Investments

L-13 Stmt

Continuation Statement

Line 13 Description	Line 13 Book	Line 13 FMV
Kiltearn Global Equity	17,811,340.	17,811,340.
Ownership Capital Global Equity	30,172,309.	30,172,309.
Rhumblin MSCI ACWI ex-US	11,708,109.	11,708,109.
Rhumblin US Equities	16,131,295.	16,131,295.
Rockefeller Int'l Equity II	10,255,468.	10,255,468.
RWC Emerging Markets Equity	25,859,757.	25,859,757.
Sanders Capital	32,094,697.	32,094,697.
Select Equity	37,106,045.	37,106,045.
Tensile Capital Partners	24,357,342.	24,357,342.
Beach Point Dynamic Income Offshore	9,200,273.	9,200,273.
Brandywine Global Opp Fixed Income	19,014,628.	19,014,628.
Colchester Bond Fund	7,390,276.	7,390,276.
Aeolus Property Catastrophe Keystone	7,569,977.	7,569,977.
Aspex Global	16,696,122.	16,696,122.
Blackstone Distressed Securities	76,942.	76,942.

Form 990-PF Part II Line 10, 12 and 13 Investments
L-13 Stmt
Continuation Statement

Line 13 Description	Line 13 Book	Line 13 FMV
DCIG Capital	10,818,663.	10,818,663.
Farallon Capital Institutional Partners	1,006,733.	1,006,733.
Hudson Bay Int'l	19,503,966.	19,503,966.
Ishana Capital Offshore	9,822,416.	9,822,416.
Melody Special Situations Offshore	10,138,489.	10,138,489.
Moon Capital Global Equity Partners	5,348,239.	5,348,239.
MW Eureka SRI	13,645,302.	13,645,302.
Nokota Capital Offshore	229,263.	229,263.
PFM Healthcare	18,001,489.	18,001,489.
Tybourne Equity (Offshore)	9,925,784.	9,925,784.
EIP Growth and Income	6,293,551.	6,293,551.
iShares Trust Barclays TIPS ETF	6,374,967.	6,374,967.
Timber Creek Core Global Real Estate	15,466,199.	15,466,199.
Blackstone Real Estate Partners Europe III	606,437.	606,437.
Blackstone Real Estate Partners Int'l II	4,893.	4,893.
Blackstone Real Estate Partners V	371,108.	371,108.
Blackstone Real Estate Partners VI	250,334.	250,334.
EnCap Energy Capital V-B	63,839.	63,839.
EnCap Energy Capital VI	46,739.	46,739.
EnCap Energy Capital VII-A	147,545.	147,545.
EnCap Energy Capital VIII	780,561.	780,561.
EnerVest Energy X-B	2,809.	2,809.
EnerVest Energy XI-B	7,481.	7,481.
New Energy Capital Infrastructure Credit	1,291,960.	1,291,960.
Private real assets co-investments	180,920.	180,920.
Resource Capital Fund V	157,953.	157,953.
Shorenstein Realty Investors Nine	153,552.	153,552.
Stonepeak Infrastructure III	8,149,554.	8,149,554.
Sustainable Asset Fund II (Cayman)	3,412,919.	3,412,919.
Tristan European Properties ISO 5	550,229.	550,229.
Abingworth Bioventures IV	98,678.	98,678.
Abingworth Bioventures V	478,645.	478,645.
ABRY Advanced Securities	64,447.	64,447.
ABRY Advances Securities II	339,171.	339,171.
ABRY Partners VI	101,309.	101,309.
ABRY Partners VII	1,389,242.	1,389,242.
ABRY Senior Equity III	142,159.	142,159.
Ambienta III	1,102,632.	1,102,632.
Arch Ventures IX	14,668,375.	14,668,375.
Arch Ventures X	2,771,682.	2,771,682.

Form 990-PF Part II Line 10, 12 and 13 Investments
L-13 Stmt

Continuation Statement

Line 13 Description	Line 13 Book	Line 13 FMV
Ardena	1,841,586.	1,841,586.
Centre Lane V	86,198.	86,198.
Columbia IV	652,181.	652,181.
Columbia V	2,150,366.	2,150,366.
Cressey VI	3,140,973.	3,140,973.
Dover Street VI	315,111.	315,111.
Dover Street VII	347,634.	347,634.
GHO	1,991,368.	1,991,368.
Granite Ventures II	6,406,501.	6,406,501.
Investure Evergreen 2013 STT	17,308,944.	17,308,944.
Investure Evergreen 2014 TT	19,547,818.	19,547,818.
Investure Evergreen 2015 STT	50,086,365.	50,086,365.
KKR Dislocation Opp	688,645.	688,645.
Lindsay Goldberg III	32,408.	32,408.
OSP Value II	9,517,175.	9,517,175.
Peakspan	977,416.	977,416.
Permit Mortgage Series J	7,389.	7,389.
Polaris Venture V	2,876,699.	2,876,699.
Polaris Venture VI	4,660,775.	4,660,775.
Proquest IV	72,748.	72,748.
Rho Ventures V	2,299,888.	2,299,888.
Rho Ventures VI	5,025,838.	5,025,838.
Shoreview II	1,980,213.	1,980,213.
Silver Lake II	3,049.	3,049.
Silver Lake III	658,032.	658,032.
Sofinnova VII	325,738.	325,738.
Stirling Square	1,010,721.	1,010,721.
TA X	2,020.	2,020.
TA XI	5,963,917.	5,963,917.
Varde	5,626.	5,626.
PWP Direct - Futures	69,875.	69,875.
PWP Direct - Fixed Income	11,991,761.	11,991,761.
PWP Direct - Gold ETF	5,862,636.	5,862,636.
BCP V	227,066.	227,066.
Total	587,489,494.	587,489,494.

The Commonwealth Fund
 EIN 13-1635260

990-PF
 FYE June 30, 2020
 Part VIII, Line 1

Name	Address	Title and average hours per week devoted to position	Compensation	Contributions to employee benefit plan	Other allowances
David Blumenthal, MD	The Commonwealth Fund 1 East 75th Street New York, NY 10021	President 60 hours per week	923,615	112,768	None
Kathleen Regan	The Commonwealth Fund 1 East 75th Street New York, NY 10021	Executive Vice President and Chief Operating Officer 60 hours per week	538,724	129,874	None
Elizabeth Fowler (started Jul 2019)	The Commonwealth Fund 1 East 75th Street New York, NY 10021	Executive Vice President, Programs 60 hours per week	397,154	106,168	None
Donald Moulds (left Aug 2019)	The Commonwealth Fund 1 East 75th Street New York, NY 10021	Executive Vice President, Programs 60 hours per week	58,279	17,862	None
Maureen Bisognano	The Commonwealth Fund 1 East 75th Street New York, NY 10021	Director Average of 2.5 hours per week	None	None	None
Mitchell J. Blutt, MD	The Commonwealth Fund 1 East 75th Street New York, NY 10021	Director Average of 3.5 hours per week	None	None	None
Sheila P. Burke	The Commonwealth Fund 1 East 75th Street New York, NY 10021	Vice Chairman Average of 2.5 hours per week	None	None	None
Carrie L. Byington, MD (term began Nov 2019)	The Commonwealth Fund 1 East 75th Street New York, NY 10021	Director Average of 2.5 hours per week	None	None	None
Benjamin K. Chu, MD (term ended Nov 2019)	The Commonwealth Fund 1 East 75th Street New York, NY 10021	Chairman Average of 5.0 hours per week	None	None	None
Michael V. Drake, MD	The Commonwealth Fund 1 East 75th Street New York, NY 10021	Chairman Average of 5.0 hours per week	None	None	None
Margaret Hamburg, MD	The Commonwealth Fund 1 East 75th Street New York, NY 10021	Director Average of 2.5 hours per week	None	None	None

Kathryn D. Haslanger	The Commonwealth Fund 1 East 75th Street New York, NY 10021	Director Average of 2.5 hours per week	None	None	None
Alan Jones (term began Nov 2019)	The Commonwealth Fund 1 East 75th Street New York, NY 10021	Director Average of 2.5 hours per week	None	None	None
Vivian S. Lee, MD, MBA	The Commonwealth Fund 1 East 75th Street New York, NY 10021	Director Average of 2.5 hours per week	None	None	None
Lois Quam	The Commonwealth Fund 1 East 75th Street New York, NY 10021	Director Average of 2.5 hours per week	None	None	None
Mark D. Smith, MD	The Commonwealth Fund 1 East 75th Street New York, NY 10021	Director Average of 2.5 hours per week	None	None	None
Simon Stevens	The Commonwealth Fund 1 East 75th Street New York, NY 10021	Director Average of 2.5 hours per week	None	None	None
Laura Walker	The Commonwealth Fund 1 East 75th Street New York, NY 10021	Director Average of 2.5 hours per week	None	None	None
William Y. Yun (term ended Nov 2019)	The Commonwealth Fund 1 East 75th Street New York, NY 10021	Director Average of 4.0 hours per week	None	None	None

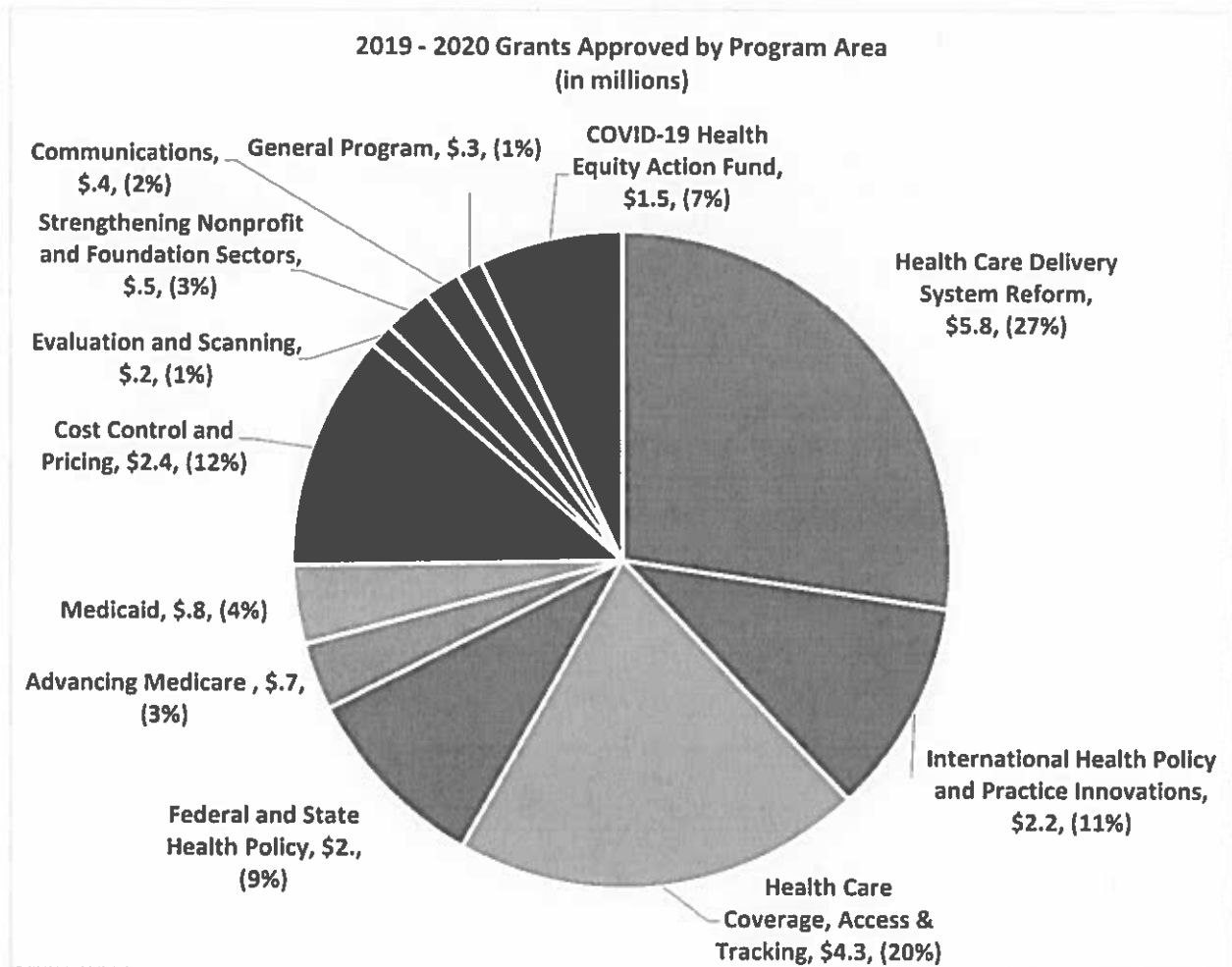
PART IX CHARITABLE ACTIVITIES DESCRIPTION

The Fund's Mission and Strategy

The mission of The Commonwealth Fund is to promote a high-performing health care system that achieves better access, improved quality, and greater efficiency, particularly for society's most vulnerable, including low-income people, the uninsured, and people of color.

The Fund carries out this mandate by supporting independent research on health care issues and making grants to improve health care practice and policy. An international program in health policy is designed to stimulate innovative policies and practices in the United States and other industrialized countries.

The Fund pursues a value-added style of grant making to accomplish the mission. A significant portion of the budget is devoted to research, surveys, and program development, collaboration with grantees, and dissemination of program results to policymakers, health care leaders, researchers, and other influential audiences. The breakdown of the distribution of grants by program area in the past year is demonstrated in the following chart.



Over the five-year period beginning on July 1, 2020, the Fund expects to spend \$182.0 million to advance its mission. In the fiscal year ending June 30, 2020, the Fund's budget is \$39.5 million in total and \$22.5 million for extramural grants.

HEALTH CARE COVERAGE ACCESS AND TRACKING

It is now more than ten years since enactment of the Affordable Care Act (ACA), the most significant health reform legislation in half a century. During that time, The Commonwealth Fund's Health Care Coverage and Access program has monitored the implementation and impact of the ACA by sponsoring population-based survey research, analyses of insurance market trends, and tracking of state and federal approaches to the law's coverage provisions. With the maturation of the health insurance marketplaces and evolution of state Medicaid programs, the Fund's Health Care Coverage and Access program continues to deliver up-to-date information on the state of health coverage in the U.S. to federal and state policymakers, consumer groups, the media, and other key stakeholders. Its efforts include:

- Providing timely information about the ACA's reforms and the status of their implementation.
- Tracking enrollment and people's experiences with the new insurance options.
- Evaluating the effects of insurance reforms and state and federal innovation on the extent and quality of health coverage, access to health care, changes in employer-based coverage, affordability of premiums and out-of-pocket costs, health plan competition, innovation in insurance markets, and sustainability of the insurance marketplaces.
- Analyzing and developing national and state short-term policy solutions to address key issues as they arise.
- Identifying gaps in the law and its implementation that may leave some groups of people without coverage or adequate protection from costs.

The federal government has made a significant investment in expanded health insurance coverage and innovations in the delivery of care to patients. The Fund's tracking initiative is assessing the nation's progress toward these goals and examining whether the investment is producing hoped-for gains. Building on the series of health system scorecards first launched in 2006, the Fund is providing policymakers, providers, and the public with performance benchmarks and improvement targets, while helping to inform future action by policymakers and health care stakeholders.

HEALTH CARE DELIVERY SYSTEM REFORM

Two groups of patients experience the problems in our health system more intensely and more regularly than any other: those with complex, long-term health care needs, and those with low income, often no health insurance, and few social supports. The Commonwealth Fund's Health Care Delivery System Reform program focuses on these individuals because they represent the greatest opportunity to achieve meaningful, rapid gains in the value of health care. By prioritizing complex and vulnerable patient populations, we as a nation can target our energy and resources where the impact will likely be greatest. Moreover, improvements in care and health for these patients can catalyze improvements throughout the entire health care delivery system.

The goals of the Health Care Delivery System Reform program are to improve outcomes and lower the costs of care for high-cost, complex and vulnerable patient populations. Work supported by the program falls within the following strategies:

- Promoting care systems that coordinate medical care, long-term care services, and community-based resources.
- Reforming how providers are paid for their services to encourage more coordination, better quality, and greater efficiency.
- Strengthening primary care.
- Partnering with payers, particularly Medicare and Medicaid, and with private payers to test and spread effective innovations.

The program also supports development of the physician leadership needed to address the health needs of vulnerable populations, including racial and ethnic minorities and economically disadvantaged groups. Under the Commonwealth Fund Fellowship Program in Minority Health Policy, promising young physicians complete academic work leading to a master of public health degree at the Harvard School of Public Health, or a master of public administration degree at the Harvard Kennedy School. An additional Fellowship in Minority Health Leadership at the Yale School of Management enables a broader group of minority clinicians to complete an EMBA program with a focus on opportunities to serve vulnerable populations. Fellows from both programs also participate in leadership forums and seminars with nationally recognized leaders in health care delivery, minority health, and public policy.

INTERNATIONAL HEALTH POLICY & PRACTICE INNOVATIONS

The Commonwealth Fund's International Health Policy and Practice Innovations program is guided by the belief that despite differences in how countries organize and finance health care, the U.S. can learn a lot by examining other health systems, their performance in relation to ours, and their health care delivery and payment innovations—particularly those that we might consider adopting.

To promote a robust international exchange of ideas, research, and experiences, the program's activities focus on:

- Building an international network of health policy experts and leaders for cross-national research projects and sharing lessons learned.
- Benchmarking U.S. health system performance against other high-income nations.
- Providing a forum for high-level policy discussion and presenting effective international approaches to policy and care delivery.
- Fostering transfer of effective innovations in health care delivery from other countries to the U.S.

The program's annual surveys of patients and clinicians in 11 high-income countries delve into financial barriers to care, chronic disease management, and satisfaction with care, among other topics. The annual International Symposium on Health Care provides health ministers, senior government officials, and leading policy thinkers with a rare opportunity to hear and discuss a range of viewpoints in an unscripted setting, while Capitol Hill briefings inform congressional

and executive branch staff about the latest health policy developments. And the Harkness Fellowships in Health Policy and Practice enable promising health care policy researchers and practitioners in 10 countries to spend up to a year in the U.S. conducting policy-oriented research under leading experts and gaining firsthand exposure to innovative models of health care delivery.

CROSS-CUTTING RESOURCES AND POLICY ANALYTIC ACTIVITIES

Advancing Medicare and Medicaid

The Commonwealth Fund's Medicare and Medicaid initiatives identify ways in which these crucial programs—the largest single payers of health care services in the United States—can serve their beneficiaries more effectively and efficiently while helping to foster health system improvements nationwide.

Controlling Health Care Costs

The U.S. health care system is by far the most expensive in the world, consuming 17 percent of the nation's gross domestic product. Despite all that spending, health outcomes for Americans are often worse, while evidence of waste and inefficiency throughout the U.S. health system abounds. Evidence also shows that U.S. prices are out of line with what other developed nations pay for the same medical services, devices, and pharmaceuticals—even those produced in the United States and sold on global markets. All this excess spending is putting a strain on businesses, governments, and household budgets—diverting resources away from investments in jobs, education, and other social and economic needs.

Patients with the highest and costliest health care needs, such as people with multiple chronic conditions, are a particular emphasis of the initiative. Research efforts also focus on the cost impact of new medical technologies and changing demographics, as well as the role of prices, the structure of health care markets, treatment patterns, and resource use.

Federal and State Engagement

The U.S. health care system is in the midst of significant transformation. We live in an era of expanded insurance coverage options, new insurance market regulations and consumer protections, and private- and public-sector innovation in health care delivery and payment, driven by the imperative to control costs while improving quality. Perhaps never has our government, both federal and state, played a more integral role in ensuring access to affordable health coverage and in designing, testing, and refining new ways to deliver and pay for care.

The Commonwealth Fund's Federal and State Engagement initiative provides independent analysis of the most pressing health policy issues, tailored specifically for policymakers. The Fund's team helps inform and educate congressional members and staff, executive branch officials, state legislators, and the broader policy community—across the political spectrum—on issues central to achieving a high-performance health system, with special attention to those affecting the most vulnerable Americans.

Through the grantees it supports, the relationships it builds and nurtures, and the briefings, conferences, and retreats it convenes, The Commonwealth Fund has become a valuable source of

objective, timely, and relevant analysis for federal and state policymakers of both parties. The Fund's independence also allows it to serve as a neutral convener, facilitating both state-to-state learning and dialogue between federal and state policymakers to inform policy deliberations and generate solutions.

Responding to the COVID-19 Pandemic

Beginning in March 2020, Commonwealth Fund staff and grantees have taken several steps to realign work in response to COVID-19.

- **Webinars and teleconferences.** The Alliance for Health Policy, for example, re-directed Board grant resources approved in November 2019 intended for in-person convenings, to launch a COVID-19 Webinar Series. During bi-weekly sessions, the Alliance has convened public health, health policy and delivery system experts to synthesize the information in the headlines and provide insight into the status of the response and remaining gaps in the system that must be addressed to limit the severity of the COVID-19 outbreak in the United States.
- **COVID lessons from abroad.** With small grant funds, Fund's international program is supporting the Bipartisan Policy Center with a small grant, in a project under the direction of Anand Parekh, to leverage lessons learned from abroad around the loosening of COVID-19 social distancing interventions.
- **Adding COVID-19 Focus to Surveys.** An intermediate grant to survey partner SSRS, allowed the Fund to expand the 2020 International Health Policy Survey to include COVID-19. The Fund is in a unique position to collect data and provide comparative analyses on international responses to the pandemic. The streamlined intermediate level grant process allowed the Fund to supplement the questionnaire just a week before it was to go into the field in early May.
- **COVID-19 and Medicare Beneficiaries.** The Fund's Medicare program, using small grants funds, commissioned experts to generate Fund issue briefs on topics related to Medicare beneficiaries during the ongoing pandemic. The resulting briefs, which should be ready for publication over the summer, will inform policymakers, researchers, and the media on issues in Medicare that are amplified by the COVID-19 pandemic and provide policy recommendations from national leaders on the issue. These topics include mental health benefits, remote access to care, affordability for beneficiaries, health care coverage of older workers, nursing homes and long-term care, home health, and management of chronic conditions.

In addition to these examples, the Fund used the small grant process to award emergency grants to support community-based organizations in New York City that are providing essential services for the city's most vulnerable residents. The staff-selected organizations are: AIR NYC, Brooklyn Community Foundation COVID-19 Response Fund, Citymeals on Wheels, and God's Love We Deliver.

Communications

The Fund's Communications program uses print, broadcast, online, and social media to bring information on health reform and health system transformation to the attention of critical stakeholder groups, especially policy officials and leaders in health care delivery.

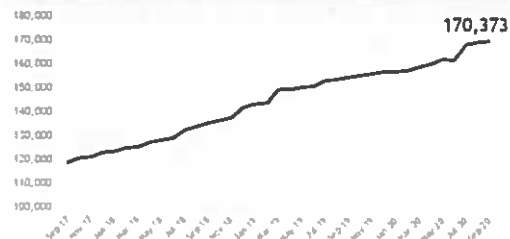
- The foundation's reports and issue briefs enrich public understanding of how the Affordable Health Care Act and other forces are changing how Americans get their health care, focusing particularly on how such changes affect specific groups, including those with low incomes, people with significant health care needs, women, small businesses, older adults, and workers undergoing a change in employment status.
- Media fellowship programs in domestic and international health policy managed by the Association of Health Care Journalists supports the ongoing training of health reporters and editors and encourages in-depth reporting on issues related to health system performance and change.
- *The Commonwealth Fund Blog* features topical analyses by staff, grantee, and external policy experts and is a major source for analysis of state health insurance exchange regulations and the status of states' progress on exchange implementation.
- The online Health Reform Resource Center provides a timeline of the ACA's major provisions and an interactive tool for searching specific provisions by year of implementation, category, and stakeholder group.

Email and Social Media Highlights

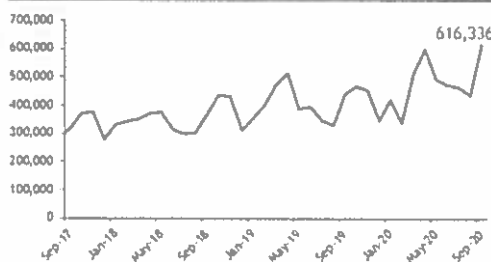
Traffic and Subscriber Update

- New records for visits in Aug, Sept, Oct
- Steady growth across all subscriber platforms; new focus on LinkedIn led to 50% increase in followers.

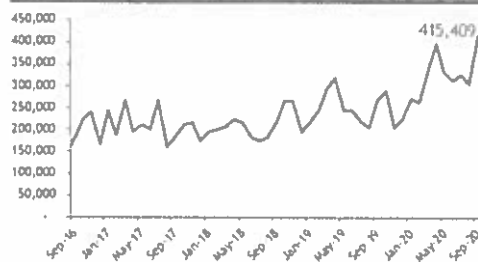
Subscribed Audience



Monthly Views



Monthly Visits

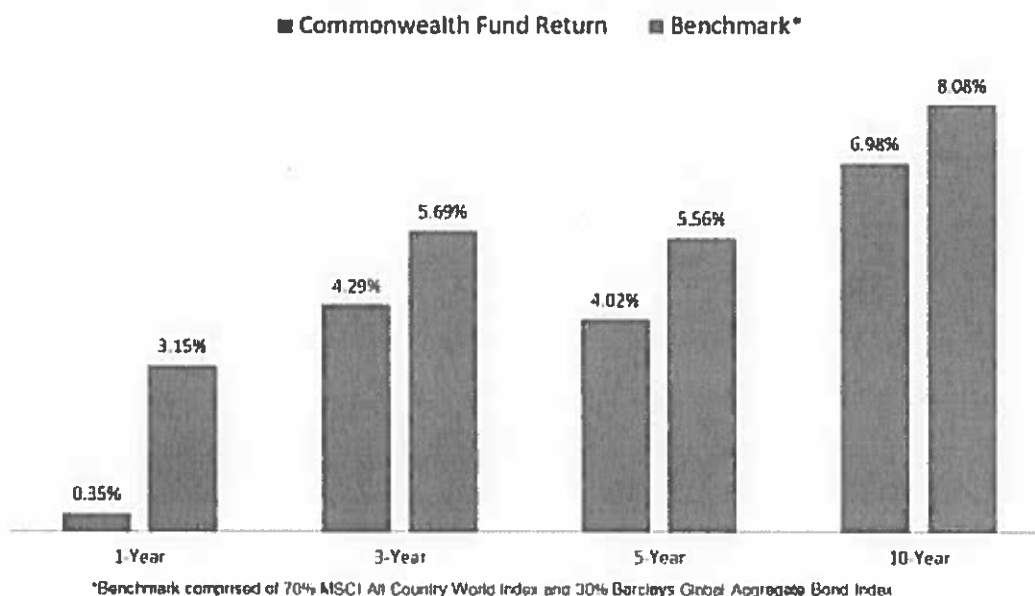


The Fund's Resources and Their Management

As of June 30, 2020, the end of the 2019-20 fiscal year, the Fund's endowment was \$728.7 million. The annual return on the endowment was 0.35%, underperforming the passive benchmark and spending plus inflation. Over the longer term three-, five-, and ten-year periods, as measured by the fiscal year ended June 30, 2020, the Fund's endowment performance has been modestly below the benchmarks and spending plus inflation. The volatility of the portfolio has been lower due to its asset allocation, which includes private equity investments and other alternative structures. During the market downturn in the spring of 2020, the endowment significantly outperformed the benchmarks as the conservative positioning benefited the endowment during the downdraft. Currently the endowment remains conservatively positioned in view of the continuing economic uncertainty surrounding the pandemic.

Endowment Returns

Periods ending June 30, 2020



The Fund's human resources are as important as its financial ones. They include highly productive professional staff based in the Fund's New York City headquarters and in its Washington, D.C. offices—as well as an outstanding constellation of advisers, principal investigators on Fund grants, and members of the Fund's own Board of Directors.

THE FOUNDATION'S PERFORMANCE

The Fund aims to be a learning organization, and consequently places a high value on assessing its own performance. The foundation's annual reports to the Board on the performance of all

grants completed during the year, semiannual audience and grantee surveys, periodic confidential surveys of Fund Board members and Fund staff, and periodic external program reviews help to ensure a high level of accountability and institutional learning.

Beginning in 2014-15, the Fund began a new approach to assessing its programs, focusing on the extent to which the Fund's work helps create an environment more receptive to desired policy changes and lays the groundwork for successful implementation of practice or policy changes before those changes actually occur. The data collected will complement the retrospective program evaluations. At the end of the fiscal year, the Fund completed a five-year strategic review of its programs. Following an extensive review of the existing programs, new opportunities and current policy environment, the Fund has made adjustments in its current program architecture by adding an increased focus on Medicaid and an independent Medicaid program and expanding the work on cost control to include a more intensive focus on prices.

Following the end of the fiscal year, at its July Board meeting, the Fund's Board voted to authorize an additional \$15 million to fund a three-year investment in Health Equity. This initiative builds on a long-term commitment to addressing health disparities and to its mission to serve the most vulnerable.

The Commonwealth Fund
13-1635260

Grant Application Instructions
Fiscal Year End 06/30/20

Part XV, Line2a

Grant Letters of Inquiry are accepted throughout the year at:
<https://www.commonwealthfund.org/grants-fellowships/grants-fellowships>. The online Letter of Inquiry application is the starting point for applying for a grant from the Commonwealth Fund. Commonwealth Fund programs may also issue Requests for Proposals to solicit Letters of Inquiry addressing specific topics. RFPs will be posted here as they are issued.
<https://www.commonwealthfund.org/request-proposals>

Part XV, Line 2b

The mission of the Commonwealth Fund is to promote a high-performing health care system that achieves better access, improved quality, and greater efficiency, particularly for society's most vulnerable, including low-income people, the uninsured, and people of color.

The Fund carries out this mandate by supporting independent research on health care issues and making grants to improve health care practice and policy. In its more than 100 years, the Fund has worked by:

- Demonstrating pioneering approaches and evaluating their results
- Convening experts across backgrounds and disciplines
- Publishing the results of our research and disseminating evidence

At the Letter of Inquiry stage, applicants are requested to provide a detailed description of the project, including:

- Statement of problem and purpose of grant
- Description of project's targeted audience(s)
- Project design; including schedule and work plan
- Description of project's expected outcomes
- Estimated total project cost and total amount requested from the Commonwealth Fund
- Organization staffing and financial resources

Letters of Inquiry are acknowledged on receipt, with preliminary response within six weeks, often sooner. Following review of the letter of inquiry, Commonwealth Fund program staff will solicit full grant proposals where there is a fit with program funding priorities.

Part XV, Line2c

Letters of Inquiry are accepted throughout the year on a rolling basis. RFP applications, when available, are posted on the Fund website, <https://www.commonwealthfund.org/request-proposals>.

Part XV, Line 2d

To be eligible for a grant, organizations should be considered tax-exempt, with 501(c)(3) tax status. The Fund may award grants to non-charities, when funds are earmarked for charitable purposes. The Fund exercises expenditure responsibility for grants to non-charities and generally does not accept unsolicited requests from non-charities.

The Commonwealth Fund does not support:

- General support, ongoing activities, or existing deficits
- Endowment or capital costs, including construction, renovation, or equipment
- Basic biomedical research
- Conferences, symposia, major media projects, or documentaries, unless they are a product of one of the Fund's programs
- Individuals or scholarships, outside of the Fund's existing fellowship programs
- Churches or other religious organizations unless the project for which they are seeking funding is entirely secular in nature.

The Commonwealth Fund
7-1-2019 to 6-30-2020
Part XV - Grants and Contributions Paid
Paid During the Year or Approved for Future Payment

Institution	Foundation Status of Recipient	Project Director and Description	Amount Paid	Ending Balance @ 6-30-20
AARP Foundation 601 E St NW Washington, DC 20049	PC	State Scorecard on Long-Term Services and Supports, 4th Edition		\$ 250,600
ABMJ Consulting, LLC 1581 Cornerstone Dr Missoula, MT 59802	NC	State Fiscal Effects of Medicaid Expansion	\$ 31,600	\$ 7,900
AcademyHealth 1150 17th St NW Ste 600 Washington, DC 20036	PC	Rent and Services	\$ 20,390	\$ -
AcademyHealth 1150 17th St NW Ste 600 Washington, DC 20036	PC	General Support	\$ 15,000	\$ -
AirNYC 349 East 149th Street, Suite 609 Bronx, NY 10451	PC	COVID-19 Relief Grant	\$ 50,000	\$ -
Alliance for Health Policy 1444 Eye St NW Ste 910 Washington, DC 20005-6573	PC	Nonpartisan Health Policy Education and Convenings for Federal Policymakers, 2018-2019	\$ 402,484	\$ 2,713
Alliance for Health Policy 1444 Eye St NW Ste 910 Washington, DC 20005-6573	PC	Nonpartisan Health Policy Education and Convening for Federal Policymakers	\$ 300,287	\$ 302,954
Alliance for Health Policy 1444 Eye St NW Ste 910 Washington, DC 20005-6573	PC	Nonpartisan Health Policy Education and Convening for Federal Policymakers 2019	\$ 117,565	\$ 0

Institution	Foundation Status of Recipient	Project Director and Description	Amount Paid	Ending Balance @ 6-30-20
Aspen Institute Inc. 1 Dupont Cir NW Ste 700 Washington, DC 20036	PC	Aspen Spotlight Health Sponsorship and Policy Scholars Package 2019	\$ 34,000	\$ -
Avalere Health LLC 1350 Connecticut Ave NW Ste 900 Washington, DC 20036	NC	Medicare Advantage Market Study	\$ 60,000	\$ 89,039
Avalere Health LLC 1350 Connecticut Ave NW Ste 900 Washington, DC 20036	NC	Analysis of MA Supplemental Benefit Landscape, Development of Recommendations, and Engagement with CMS	\$ 187,000	\$ 47,240
Avalere Health LLC 1350 Connecticut Ave NW Ste 900 Washington, DC 20036	NC	Domestic Landscape Analysis Assessment.	\$ -	\$ 49,000
Beaconfire RED 2300 Clarendon Blvd., Suite 925 Arlington, VA 22201	NC	SOW Expansion: Tool to Assess Return-on-Investment for Coordinating Medical Care and Social Services, Phase 3	\$ 23,656	\$ 26,344
Benzajen, Inc. 4047 Hilton Head Way Tarzana, CA 91356	NC	Tool to Assess Return-on-Investment for Coordinating Primary Medical Care and Social Services, Phase 2	\$ 9,256	\$ -
Beth Israel Deaconess Medical Center, Inc. 330 Brookline Ave Rose 3 Boston, MA 02215	PC	OurNotes: A New Strategy to Improve Care for Complex Patients	\$ 125,000	\$ 82,309
Bipartisan Policy Center, Inc. 1225 Eye St NW Ste 1000 Washington, DC 20005	PC	Review of Federal Barriers to Promote High-Quality, Comprehensive Primary Health Care for Medicaid Beneficiaries	\$ 196,000	\$ 49,000
Bipartisan Policy Center, Inc. 1225 Eye St NW Ste 1000 Washington, DC 20005	PC	Loosening COVID-19 Social Distancing Interventions: Leveraging Lessons Learned from Abroad	\$ 20,000	\$ 5,000

Institution	Foundation Status of Recipient	Project Director and Description	Amount Paid	Ending Balance @ 6-30-20
Bipartisan Policy Center, Inc. 1225 Eye St NW Ste 1000 Washington, DC 20005	PC	Development of Policy Options for Addressing Barriers to Care Improvement for Patients with Complex Care Needs	\$ 23,771	\$ -
Boston College Trustees Cadigan Alumni Center 140 Commonwealth Ave Chestnut Hill, MA 02467	PC	Understanding the Hidden Impacts of Medicare Part D	\$ 34,110	\$ -
Boston Globe Life Sciences Media, LLC One Exchange Place, Suite 201 Boston, MA 02109	NC	Promise and Peril: How Artificial Intelligence Is Transforming Health Care	\$ 54,000	\$ 81,000
Boston University 145 bay State Road Boston, MA 02215	PC	Measuring the Impact and Size of Hospital Participation in the 340B Drug Discount Program	\$ 15,656	\$ (0)
Brandeis University 415 South St Waltham, MA 02454	PC	26th Princeton Conference at the Robert Wood Johnson Foundation	\$ 5,000	\$ -
Brandeis University 415 South St Waltham, MA 02454	PC	27th Princeton Conference at the Robert Wood Johnson Foundation	\$ 10,000	\$ 5,000
Brigham and Women's Hospital, Inc. 401 Park Drive Boston, MA 02215	PC	Lessons Learned from Pioneer ACOs: The CFO Perspective For Successful Volume to Value Transition	\$ 9,886	\$ -
Brigham and Women's Hospital, Inc. 401 Park Drive Boston, MA 02215	PC	Costa Rican Primary Health Care Learning Tour	\$ 25,000	\$ 6,268
Brigham and Women's Hospital, Inc. 75 Francis St Boston, MA 02115	PC	Trends in Primary and Specialty Care use Among High-Need, High-Cost (HNHC) Patients	\$ -	\$ 49,845

Institution	Foundation Status of Recipient	Project Director and Description	Amount Paid	Ending Balance @ 6-30-20
Brookings Institution 1775 Massachusetts Ave NW Washington, DC 20036-2188	PC	Evaluating Administrative and Congressional Drug Pricing Proposals	\$ 79,976	\$ 20,000
Brookings Institution 1775 Massachusetts Ave NW Washington, DC 20036-2188	PC	Federal Policy Options to Realize the Full Potential of All-Payer Claims Databases	\$ 53,000	\$ 11,924
Brookings Institution 1775 Massachusetts Ave NW Washington, DC 20036-2188	PC	Medicare Part B Drug Reform and Beyond	\$ 19,970	\$ -
Brooklyn Community Foundation 1000 Dean Street, Suite 307 Brooklyn, NY 11238	PC	COVID-19 Relief Grant	\$ 50,000	\$ -
Brown University 171 Meeting St. Providence, RI 02912	PC	Updating Post-Acute and Long-Term Care Scorecard Measures to the 2015 & 2016 Data Years	\$ 8,130	\$ -
Camden Coalition of Health Care Providers 800 Cooper Street, 7th Floor Camden, NJ 08102	PC	Strategic Communications and Tools to Accelerate Adoption of Complex Care Interventions	\$ 160,000	\$ 39,419
Camden Coalition of Health Care Providers 800 Cooper Street, 7th Floor Camden, NJ 08102	PC	Adapting Strategic Communications and Tools to Accelerate Adoption of Complex Care Interventions During COVID-19	\$ -	\$ 25,000
Candid 32 Old Slip, 24th Floor New York, NY 10005	PC	General Support	\$ 17,000	\$ -
CapView Associates, LLC 601 New Jersey Ave, NW, Suite 450 Washington D.C. 20001	NC	Evaluating and Assessing Medicare Advanced Alternative Payment Models	\$ 20,000	\$ -

Institution	Foundation Status of Recipient	Project Director and Description	Amount Paid	Ending Balance @ 6-30-20
Catalyst for Payment Reform, Inc. 1344 Oxford St Berkeley, CA 94709	PC	Creating New Models for Aggregating Health Care Purchasing Volume	\$ 200,000	\$ 36,087
Center for Excellence in Health Care Journalism 10 Neff Hall Columbia, MO 65211	PC	AHCJ Reporting Fellowships on Health Care Performance 2019–2020, Phase 5		\$ 150,000
Center for Excellence in Health Care Journalism 10 Neff Hall Columbia, MO 65211	PC	AHCJ International Health Study Fellowship – 2019-20	\$ 68,400	\$ 45,281
Center for Excellence in Health Care Journalism 10 Neff Hall Columbia, MO 65211	PC	2019 Health Journalism Event Support	\$ 9,000	\$ -
Center for Excellence in Health Care Journalism 10 Neff Hall Columbia, MO 65211	PC	2020 Health Journalism Events	\$ -	\$ 45,000
Center for Excellence in Health Care Journalism 10 Neff Hall Columbia, MO 65211	PC	AHCJ International Health Study Fellowship	\$ 30,398	\$ -
Center for Health Care Strategies, Inc. 200 American Metro Blvd Ste 119 Hamilton, NJ 08619	PC	PRIDE's Evolution: Provider Partnerships for Innovative Care, Phase 4	\$ 50,563	\$ -
Center for Health Care Strategies, Inc. 200 American Metro Blvd Ste 119 Hamilton, NJ 08619	PC	Improving Primary Care in Medicaid Managed Care, Phase 1	\$ 50,922	\$ -
Center for Health Care Strategies, Inc. 200 American Metro Blvd Ste 119 Hamilton, NJ 08619	PC	Advancing Primary Care Innovation in Medicaid Managed Care: Phase II	\$ 267,000	\$ 67,530

Institution	Foundation Status of Recipient	Project Director and Description	Amount Paid	Ending Balance @ 6-30-20
Center for Health Care Strategies, Inc. 200 American Metro Blvd Ste 119 Hamilton, NJ 08619	PC	Development of the Better Care Playbook, Phase Five	\$ 82,000	\$ 122,344
Center for Health Care Strategies, Inc. 200 American Metro Blvd Ste 119 Hamilton, NJ 08619	PC	State Maternal Health Equity Policy Mapping Project	\$ 38,000	\$ 9,670
Center for Health Policy Development 1233 20th Street NW, Suite 303 Washington, DC 20036	PC	Engaging and Supporting State Employee Health Plans in a Peer to Peer Learning Collaborative on Health Care Costs	\$ -	\$ 150,000
Center for Healthcare Management Neuer Wall 50 Hamburg, 20354	NC	International Landscape Analysis for Assessment	\$ -	\$ 49,750
Citymeals on Wheels USA 355 Lexington Ave New York, NY 10017	PC	COVID-19 Relief Grant	\$ 50,000	\$ -
Colorado Business Group on Health 12640 W Cedar Dr Ste A Lakewood, CO 80228	PC	State Led Health Reform 20202: Shared Strategies and Lessons	\$ 53,000	\$ 12,115
Communications Network 1717 North Naper Boulevard Suite 102 Naperville, IL 60563	PC	General Support	\$ 3,500	\$ -
Community Catalyst, Inc. One Federal Street Boston, MA 02110	PC	Update on the Duals Demonstrations	\$ 10,000	\$ -
Community Oriented Correctional Health Services, Inc. 1901 Olympic Boulevard Walnut Creek, CA 94596	PC	Medicaid's Role in Promoting the Health of People Involved in the Criminal Justice System	\$ 35,000	\$ 15,000

Institution	Foundation Status of Recipient	Project Director and Description	Amount Paid	Ending Balance @ 6-30-20
Council on Foundations, Inc. 2121 Crystal Drive Ste 700 Arlington, VA 22202	PC	General Support	\$ 25,000	\$ -
David A. Winston Health Policy Fellowship 1341 G St. NW, 11th Flr. Washington, DC 20005	PC	Winston Health Policy Ball	\$ 6,000	
Dobson DaVanzo & Associates, LLC 440 Maple Ave E Ste 203 Vienna, VA 22180	NC	Utilization and Financial Performance Tracking System for Safety-Net Hospitals	\$ 14,361	\$ -
Dobson DaVanzo & Associates, LLC 440 Maple Ave E Ste 203 Vienna, VA 22180	NC	Impact of Medicaid Work Requirements on Hospitals in Selected States	\$ 24,005	\$ -
Duke University 207 Allen Building Durham, NC 27706	PC	Transfer of Payment and Delivery System Innovations from Abroad to the United States, Phase 3	\$ 59,685	\$ -
Duke University Office of the President 207 Allen Building Durham, NC 27706	PC	Overcoming the Impediments to Biosimilar Adoption in the United States: What Can Be Learned From the Success of Other Countries?	\$ 75,000	\$ 113,214
Duke University Office of the President 207 Allen Building Durham, NC 27706	PC	Inform the Public Debate About the Causes and Consequences of Healthcare Costs and Cost Growth at the State Level	\$ 125,600	\$ 31,461
Dutch Ministry of Health, Welfare and Sport PO Box 20350, DMO, A09.36 2500 EJ The Hague, Netherlands	NC	International Health Policy Survey, 2020, Dutch Ministry	\$ 83,600	\$ (33,600)
Education & Research Fund of the Employee Benefit Research Institute 1100 13th St NW Ste 878 Washington, DC 20005	PC	Using State Unemployment Insurance Claims Reports to Estimate Loss of Employment-Based Health Benefits	\$ -	\$ 35,000

Institution	Foundation Status of Recipient	Project Director and Description	Amount Paid	Ending Balance @ 6-30-20
Emory University 69 Jessie Hill Jr Dr Atlanta, GA 30303	PC	The Role of Behavioral Health Conditions in Healthcare Spending Growth 2000-2015 and Projections of Behavioral Health Related Spending	\$ 29,271	\$ -
Evidence for Healthcare Improvement 1 State St Ste 1050 Boston, MA 02109	PC	International Collaboration to Guide Value-Based Pricing of Potential Medical Cures	\$ 132,550	\$ -
Families USA Foundation, Inc. 1225 New York Avenue NW Suite 800 Washington, DC 20005	PC	Supporting Medicaid Expansion in Nebraska and Missouri	\$ 60,000	\$ 115,000
Families USA Foundation, Inc. 1225 New York Avenue NW Suite 800 Washington, DC 20005	PC	Medicaid Expansion Leadership Team and State Support	\$ 20,000	\$ -
George Mason University 4400 University Dr Fairfax, VA 22030	PC	Using Sustainable Local Investments to Support Integrated Health and Social Services: A Feasibility Study	\$ 150,340	\$ 49,660
George Washington University 44983 Knoll Sq 251 Ashburn, VA 20147	PC	Funders Forum on Accountable Health	\$ 52,000	\$ 13,000
George Washington University 44983 Knoll Sq 251 Ashburn, VA 20147	PC	Medicaid in an Uncertain Era: Assessing the Policy Implications of Moving Forward	\$ 50,242	\$ (0)
George Washington University 44983 Knoll Sq 251 Ashburn, VA 20147	PC	Potential Effects of Medicaid Flexibility Proposals	\$ 41,877	\$ -
George Washington University 44983 Knoll Sq 251 Ashburn, VA 20147	PC	Using Medicaid Managed Care to Strengthen Primary Care for Vulnerable Populations	\$ 138,000	\$ 73,685

Institution	Foundation Status of Recipient	Project Director and Description	Amount Paid	Ending Balance @ 6-30-20
George Washington University 44983 Knoll Sq 251 Ashburn, VA 20147	PC	Medicaid's Ongoing Evolution in an Age of Health Reform: Current Policy and Future Directions	\$ 103,317	\$ 51,660
George Washington University 44983 Knoll Sq 251 Ashburn, VA 20147	PC	Supplemental Proposal to: Using Medicaid Managed Care to Strengthen Primary Care for Vulnerable Populations	\$ 60,000	\$ -
Georgetown University 2233 Wisconsin Ave NW Ste 525 Washington, DC 20007	PC	Implementing the Affordable Care Act: Monitoring and Analysis Of Private Insurance Reforms, Year 8	\$ 107,375	\$ -
Georgetown University 2233 Wisconsin Ave NW Ste 525 Washington, DC 20007	PC	Implementing the ACA: Monitoring and Analysis of Private Insurance Reforms, Year 9	\$ 243,085	\$ 364,628
Georgetown University 2233 Wisconsin Ave NW Ste 525 Washington, DC 20007	PC	US Prescription Drug Cost Containment: Viability of US State and Federal Prescription Drug Importation	\$ -	\$ -
Georgetown University 2233 Wisconsin Ave NW Ste 525 Washington, DC 20007	PC	Medicaid's Role as an Investment in Children's Long-Term Success	\$ 40,000	\$ 10,000
Georgetown University 2233 Wisconsin Ave NW Ste 525 Washington, DC 20007	PC	How Puerto Rico's Experience Demonstrates the Risks and Costs of Medicaid Block Grants or Per Capita Caps	\$ 40,000	\$ 10,000
German Managed Care Association Friedrichstr. 136 Berlin, 10117	NC	Drug Pricing and Purchasing in Germany: Insights and Implications for the United States		\$ -
Gerontological Society of America 1220 L St Nw Ste 901 Washington, DC 20005-1503	PC	Journalists in Aging Fellows Program - 2018	\$ 4,000	\$ -

Institution	Foundation Status of Recipient	Project Director and Description	Amount Paid	Ending Balance @ 6-30-20
Gerontological Society of America 1220 L St Nw Ste 901 Washington, DC 20005-1503	PC	Journalists in Aging Fellows Program – 2019	\$ 16,000	\$ 4,000
Global to Local Health Initiative 2800 S 192nd St SeaTac, WA 98188	PC	Disseminating the Global to Local Model to Support Primary Care for Vulnerable Populations, Phase 1	\$ 153,467	\$ 230,201
God's Love We Deliver 166 Avenue of the Americas New York, NY 10013	PC	COVID-19 Relief Grant	\$ 50,000	\$ -
Grantmakers in Aging, Inc. 2001 Jefferson Davis Hwy Ste 504 Arlington, VA 22202	PC	Engaging Philanthropy in Complex Care	\$ -	\$ 2,000
Grantmakers in Aging, Inc. C/O: CliftonLarsonAllen LLP 901 North Glebe Road, Suite 200 Arlington, VA 22203	PC	General Support	\$ 3,700	\$ -
Grantmakers In Health 1100 Connecticut Ave NW Ste 1200 Washington, DC 20036	PC	General Support	\$ 16,100	\$ -
Grantmakers In Health 1100 Connecticut Ave NW Ste 1200 Washington, DC 20036	PC	General Support	\$ 899	\$ -
Greater New York Hospital Foundation, Inc. 555 W 57th St Fl 15 New York, NY 10019	PC	Annual Symposium on Health Care Services in New York: Research and Practice	\$ 1,200	\$ -
Greater Washington Educational Telecommunications Association 2775 S Quincy St	PC	Healthcare Systems in Other Countries	\$ 160,000	\$ 40,000

Institution	Foundation Status of Recipient	Project Director and Description	Amount Paid	Ending Balance @ 6-30-20
Guttmacher Institute Inc. 125 Maiden Lane New York, NY 10038	PC	Advancing Immigrants' Access to Sexual and Reproductive Health Coverage and Care	\$ 10,000	\$ -
Harvard University Massachusetts Hall Cambridge, MA 02138	PC	Tracing the Effects of Possible and Real Changes in Federal Funding of Medicaid on Beneficiaries and Health Care Provide	\$ 9,628	\$ -
Health Care Cost Institute, Inc. 1310 G Street NW, Suite 720 Washington, D.C. 20005	PC	Health Care Cost Institute Infrastructure Funding, 2020	\$ 100,000	\$ -
Health Care Transformation Task Force, Inc. 601 New Jersey Ave NW Suite 450 Washington, DC 20001	PC	Supporting CMS and State Efforts to Advance Alternative Payment Models for Maternity Care	\$ 78,000	\$ 116,692
Health Leads, Inc. 2 Oliver St Fl 10 Boston, MA 02109	PC	Leveraging a Social Needs Framework to Accelerate Dissemination of Best Practices	\$ 50,000	\$ -
Health Management Associates, Inc. 120 N Washington Sq Ste 705 Lansing, MI 48933	NC	Designing a Comprehensive Policy Evaluation Tool to Assess Medicare Savings Policies	\$ 200,000	\$ 185,213
Health Research & Educational Trust 155 N Wacker Dr Chicago, IL 60606	PC	Understanding Performance Improvement Programs in Safety-Net Hospitals		\$ -
Health Vista LLC PO Box 47141 Chicago, IL 47141-0141	NC	Transforming Care	\$ 40,358	\$ 16,600
HealthBegins, LLC 2600 W Olive Avenue, Suite #500 Burbank, CA 91505	PC	A Pilot to Promote the Adoption and Implementation of the ROI Calculator		\$ 40,180

Institution	Foundation Status of Recipient	Project Director and Description	Amount Paid	Ending Balance @ 6-30-20
Hopewell Fund for the Fairness Project Education Fund 1342 Florida Avenue, NW Washington, DC 20008	PC	Message and Education Material Development for Missouri and Florida	\$ 16,000	\$ -
Icahn School of Medicine at Mount Sinai Office of Development 1 Gustave L. Levy Place, Box 1049 New York, NY 10029	PC	Improving Primary Care for Low- Income Americans: Testing Best Practices from Low- and Middle- Income Countries	\$ 59,561	\$ -
Icahn School of Medicine at Mount Sinai Office of Development 1 Gustave L. Levy Place, Box 1049 New York, NY 10029	PC	Medicare Advantage and ACO Learning Communities: Using Peer Learning to Expedite the Adoption of Palliative Care Straegi	\$ 136,930	\$ 91,284
Initiative for Medicines, Access & Knowledge 601 West 26th St. New York, NY 10001	PC	Unpacking the Role of Patent Evergreening in High Prescription Drug Prices	\$ 100,000	\$ 25,000
Institute for Accountable Care 601 13th Street, N.W., Suite 900 South Washington, D.C. 20005	PC	Improving Care for High Need, High Cost Patients in ACOs Implementation and Learning Phase	\$ 135,000	\$ 164,985
Institute for Healthcare Improvement 20 University Rd Fl 7 Cambridge, MA 02138	PC	Learning and Action Network for Medicare Advantage Plans		\$ 71,119
Institute for Healthcare Improvement 20 University Rd Fl 7 Cambridge, MA 02138	PC	Playbook, Phase 4: Transitioning to a New Administrator and Adding Tools and Resources	\$ 74,991	\$ -
Issues Research, Inc. 7116 Falls Creek Main Durango, CO 81301	NC	Qualitative Research, Evaluation, and Advisory Services to Support Health Care Delivery System Reform	\$ 3,990	\$ 109,410

Institution	Foundation Status of Recipient	Project Director and Description	Amount Paid	Ending Balance @ 6-30-20
Issues Research, Inc. 7116 Falls Creek Main Durango, CO 81301	NC	Case Studies and Tools to Support the Spread of Promising Practices in Health Care Delivery and Cost Control	\$ 179,195	\$ 21,224
Jewish Association Serving the Aging (JASA) 247 W 37th St New York, NY 10018	PC	JASA Gala	\$ 10,000	\$ -
Johns Hopkins University 242 N Charles St Baltimore, MD 21218	PC	High Federal Spending on Part D Catastrophic Coverage: Understanding the Causes	\$ 4,471	\$ (0)
Johns Hopkins University 242 N Charles St Baltimore, MD 21218	PC	Medicare Benefit Design and Long-term Services and Supports: Gaps, Opportunities, and Implications for Beneficiaries	\$ 54,990	\$ -
Johns Hopkins University 242 N Charles St Baltimore, MD 21218	PC	Services Not Covered by Medicare: Unmet Beneficiary Needs and Potential Policy Reforms	\$ 140,000	\$ 222,353
Johns Hopkins University 242 N Charles St Baltimore, MD 21218	PC	Provision of Hospital Charity Care in the United States	\$ 18,000	\$ 27,000
Kaiser Foundation Hospitals One Kaiser Plaza, 19th Floor Oakland, CA 94612	PC	Increasing the Yield From Evaluation of Care Models for High Need, High Cost Patients	\$ -	\$ 119,932
Leavitt Partners, LLC 299 South Main Street, #2300 Salt Lake City, UT 84111	NC	Analysis of Florida Medicaid Expansion	\$ 29,506	\$ -
London School of Economics and Political Science Houghton Street London, ENGLAND WC2A 2AE	NC	The Commonwealth Fund International Profiles of Health Care Systems 2017	\$ 33,000	\$ -

Institution	Foundation Status of Recipient	Project Director and Description	Amount Paid	Ending Balance @ 6-30-20
Long-Term Quality Alliance 1666 K Street, NW ? Suite 1100 Washington, DC 20006	PC	Piloting Data Collection Strategies to Measure LTSS Needs and Service Use Among Adults Under Age 65 with Disabilities	\$ 50,000	\$ 214,910
Manatt, Phelps & Phillips, LLP 7 Times Sq New York, NY 10036	NC	Primary Care for Women: How Requirements Evolve Throughout the Life Cycle	\$ 148,400	\$ 36,600
Manatt, Phelps & Phillips, LLP 7 Times Sq New York, NY 10036	NC	Implications of Federal Medicaid Changes on the Delivery System: Phase 2	\$ 62,000	\$ 94,000
Manatt, Phelps & Phillips, LLP 7 Times Sq New York, NY 10036	NC	Implications of Capping Medicaid Funding		\$ -
Manatt, Phelps & Phillips, LLP 7 Times Sq New York, NY 10036	NC	Implications of Federal Medicaid Changes for the Health Care Delivery System	\$ 45,000	\$ -
Manatt, Phelps & Phillips, LLP 7 Times Sq New York, NY 10036	NC	Projected Impacts of Capping Medicaid Funding Through Waivers	\$ 199,000	\$ -
Manatt, Phelps & Phillips, LLP 7 Times Sq New York, NY 10036	NC	Expert Advisory Panel on Rate Schedule Development for North Carolina's Healthy Opportunities Pilot Services	\$ 50,000	\$ -
Massachusetts Health Quality Partners, Inc. 42 Pleasant St Ste #3 Watertown, MA 02472	PC	MHQP's 25th Anniversary	\$ 5,000	\$ -
McCabe Message Partners, LLC 1825 Connecticut Avenue NW #300 Washington, DC 20009	NC	2019 Communications Plan for Six Foundation Collaborative	\$ -	\$ 25,000

Institution	Foundation Status of Recipient	Project Director and Description	Amount Paid	Ending Balance @ 6-30-20
McKinsey & Co., Inc. 55 East 52nd Street, 21st Floor New York, NY 10022	NC	Determining Priorities for ROI on Social Determinants of Health (SDOH) for Medicaid	\$ -	\$ -
NALEO Educational Fund 1122 W Washington Blvd Fl 3 Los Angeles, CA 90015	PC	Increasing Latino Policymakers' Understanding of the 2020 Presidential Candidates' Healthcare Proposals	\$ 35,000	\$ 15,000
Nathanson+Hauck 601 13th Street, Eleventh Floor North Washington, D.C. 20005	NC	Federal Insight and Engagement 2019-2020	\$ 96,000	\$ 24,000
Nathanson+Hauck 601 13th Street, Eleventh Floor North Washington, D.C. 20005	NC	Partnering to Engage Federal Policymakers, 2018?2019	\$ 24,000	\$ -
National Academy of Sciences 500 5th St NW Washington, DC 20001	PC	Vital Directions for Health and Health Care	\$ 60,000	\$ -
National Academy of Sciences 500 5th St NW Washington, DC 20001	PC	Implementing High-Quality Primary Care: Technical Proposal	\$ 60,000	\$ 90,000
National Academy of Sciences 500 5th St NW Washington, DC 20001	PC	Leadership Consortium for a Value & Science-Driven Health System	\$ 5,000	\$ -
National Academy of Sciences 500 5th St NW Washington, DC 20001	PC	Survey on the Quality of Care in Nursing Homes	\$ -	\$ 25,000
National Academy of Social Insurance 1776 Massachusetts Ave NW Ste 400 Washington, DC 20036	PC	Robert M. Ball Award	\$ -	\$ 5,000

Institution	Foundation Status of Recipient	Project Director and Description	Amount Paid	Ending Balance @ 6-30-20
National Academy of Social Insurance 1776 Massachusetts Ave NW Ste 400 Washington, DC 20036	PC	Study Panel on Changing Medicare Eligibility	\$ 149,957	\$ -
National Association of Black Journalists 1100 Knight Hall Suite 3101 College Park, MD 20742	PC	Workshop on Maternity Crisis	\$ -	\$ 25,000
National Association of Medicaid Directors 444 North Capitol Street NW Suite 524 Washington, DC 20001	PC	Advancing Medicaid as a High-Performing Health System	\$ 130,904	\$ 28,468
National Association of Medicaid Directors 444 North Capitol Street NW Suite 524 Washington, DC 20001	PC	People, Programs, Partnerships: Advancing High-Performing Medicaid Programs	\$ 105,000	\$ 160,702
National Association of Medicaid Directors 444 North Capitol Street NW Suite 524 Washington, DC 20001	PC	Medicaid Leadership Program	\$ 18,184	\$ 1,814
National Committee for Quality Assurance 1100 13th St NW Ste 1000 Washington, DC 02005	PC	Standards for States to Mobilize Community Health Workers	\$ -	\$ 100,640
National Conference of State Legislatures 7700 E 1st Pl Denver, CO 80230	GOV	Creating and Supporting State Legislative Champions for Health System Reform	\$ 66,000	\$ -
National Conference of State Legislatures 7700 E 1st Pl Denver, CO 80230	GOV	Creating and Supporting State Legislative Champions for Health System Reforms	\$ 151,984	\$ 37,996
National Governors Association Center for Best Practices 444 N Capital St Ste 267 Washington, DC 20001-1512	PC	Improving Lives and Reducing Cost of Care for High Need, High Cost Medicaid Enrollees with Mental Illness and Substance Abuse		\$ 46,000

Institution	Foundation Status of Recipient	Project Director and Description	Amount Paid	Ending Balance @ 6-30-20
National Governors Association Center for Best Practices 444 N Capital St Ste 267 Washington, DC 20001-1512	PC	Strategies for States to Reduce the Growth of Cost and Improve Value in Health Care	\$ 80,000	\$ 120,000
National Governors Association Center for Best Practices 444 N Capital St Ste 267 Washington, DC 20001-1512	PC	Boot Camp for Governors, Health Policy Advisors and Health Secretaries	\$ 120,000	\$ -
National Governors Association Center for Best Practices 444 N Capital St., Suite 267 Washington, DC 20001	PC	Managing Change in Medicaid and Private Health Insurance: Technical Assistance for Governors? Leadership Teams	\$ 80,000	\$ 40,000
National Medical Fellowships Inc 347 5th Ave Ste 510 New York, NY 10016-5007	PC	General Support, 2020	\$ 5,000	\$ -
National Opinion Research Center 1155 E 60th St Chicago, IL 60637	PC	Analysis of Changes in the Affordable Care Act Marketplaces, 2016-2017		\$ 39,754
New York Academy of Medicine 1216 5th Ave New York, NY 10029-5293	PC	New York Academy of Medicine's Annual Gala, 2019	\$ -	\$ 10,000
New York Academy of Medicine 1216 5th Ave New York, NY 10029-5293	PC	The Margaret E. Mahoney Fellowship Program	\$ 25,000	\$ 25,000
New York Academy of Medicine 1216 Fifth Avenue New York, NY 10029	PC	New York Academy of Medicine's Annual Gala, 2020	\$ 12,500	
New York City Health and Hospitals Corporation 125 Worth Street, 5th Floor New York, NY 10013	PC	Complex Care Playbook for Safety-Net Health Systems		\$ 124,000

Institution	Foundation Status of Recipient	Project Director and Description	Amount Paid	Ending Balance @ 6-30-20
New York eHealth Collaborative, Inc. 40 Worth St Fl 5 New York, NY 10013	PC	2019 NY eHealth Collaborative Gala Sponsorship	\$ 5,000	
New York University 70 Washington Square South New York, NY 10012	PC	Analysis and Technical Assistance in Support of Health Reform, Year 5	\$ 38,934	\$ -
New York University 70 Washington Square South New York, NY 10012	PC	Contributing to Health Reform: Analysis and Technical Assistance Grant	\$ 165,540	\$ 41,386
New York University 70 Washington Square South New York, NY 10012	PC	Competition in Healthcare Markets: Status and Implications		\$ 15,000
New York University 70 Washington Square South New York, NY 10012	PC	Contributing to Health Reform: Analysis and Technical Assistance Grant, Year 6	\$ 115,388	\$ -
Nonprofit Finance Fund 5 Hanover Square, 9th Floor New York, NY 10004	PC	Enabling Partnerships to Build Cost- and Outcomes-Driven Results at Greater Scale, Phase 2	\$ 140,000	\$ 209,887
Nonprofit New York 135 W 36th St Fl 15 New York, NY 10018	PC	General Support	\$ 10,000	\$ -
Nonprofit New York 135 W 36th St Fl 15 New York, NY 10018	PC	Support for CEO Search	\$ 5,000	\$ -
Pacific Business Group on Health 221 Main St Ste 1500 San Francisco, CA 94105	PC	Formulary Project Design	\$ 31,000	\$ -

Institution	Foundation Status of Recipient	Project Director and Description	Amount Paid	Ending Balance @ 6-30-20
PEAK Grantmaking Inc. 1666 K St NW Ste 440 Washington, DC 20006	PC	General Support	\$ 3,000	\$ -
PEAK Grantmaking Inc. 1666 K St NW Ste 440 Washington, DC 20006	PC	General Support	\$ 1,750	\$ -
Pear Tree Communications, Inc. 3035 Lincoln Blvd Cleveland Heights, OH 44118	NC	Editorial Services in Support of Communications and Delivery System Reform	\$ 9,760	\$ (0)
Pear Tree Communications, Inc. 3035 Lincoln Blvd Cleveland Heights, OH 44118	NC	Transforming Care		\$ 753
Pear Tree Communications, Inc. 3035 Lincoln Blvd Cleveland Heights, OH 44118	NC	Identifying Promising Practices in Health Care Delivery and Cost Control: Case Studies and Transforming Care Newsletter	\$ 84,166	\$ 215,988
Pear Tree Communications, Inc. 3035 Lincoln Blvd Cleveland Heights, OH 44118	NC	Transforming Care	\$ 24,974	\$ -
Philanthropy New York Inc. 320 East 43rd Street New York, NY 10017	PC	General Support	\$ 20,500	\$ -
President and Fellows of Harvard College Massachusetts Hall Cambridge, MA 02138	PC	Comparing the Effects of Payment Reform in Medicare ACOs, Commercial ACOs, and Medicare Advantage	\$ 41,703	\$ -
President and Fellows of Harvard College Massachusetts Hall Cambridge, MA 02138	PC	Understanding Who Becomes and Remains a High-Need, High-Cost Patient and the Association with Mental Illness, Phase 2	\$ 80,603	\$ -

Institution	Foundation Status of Recipient	Project Director and Description	Amount Paid	Ending Balance @ 6-30-20
President and Fellows of Harvard College Massachusetts Hall Cambridge, MA 02138	PC	Delivery Systems Serving Low-Income Populations		\$ 35,849
President and Fellows of Harvard College Massachusetts Hall Cambridge, MA 02138	PC	Commonwealth Fund Mongan Fellowship in Minority Health Policy: Support for Program Direction and Fellowships, 2017-18	\$ 100,000	\$ -
President and Fellows of Harvard College Massachusetts Hall Cambridge, MA 02138	PC	Geographic Variation in Healthcare Spending & Quality Among the Commercially Insured	\$ 24,291	\$ 36,687
President and Fellows of Harvard College Massachusetts Hall Cambridge, MA 02138	PC	Updating Commonwealth Scorecard Measures with 2016 and 2017 Medicare Data		\$ 39,693
President and Fellows of Harvard College Massachusetts Hall Cambridge, MA 02138	PC	Proposal to Study the Shifting Landscape of Pharmacies in the US and Implications for Drug Spending	\$ 50,000	\$ 10,000
President and Fellows of Harvard College Massachusetts Hall Cambridge, MA 02138	PC	Analysis of Health Plan Competition in the Medicare Advantage Program		\$ 69,471
President and Fellows of Harvard College Massachusetts Hall Cambridge, MA 02138	PC	Commonwealth Fund Mongan Fellowship in Minority Health Policy: Support for Program Direction and Fellowships, 2018-19		\$ 150,000
President and Fellows of Harvard College Massachusetts Hall Cambridge, MA 02138	PC	Updating Commonwealth Scorecard Measures with 2015 Medicare Data; Performance Metrics by High Need High Cost Segments	\$ 13,544	\$ -
President and Fellows of Harvard College Massachusetts Hall Cambridge, MA 02138	PC	Managing High-Need, High-Cost Patients: An International Perspective	\$ 24,514	\$ -

Institution	Foundation Status of Recipient	Project Director and Description	Amount Paid	Ending Balance @ 6-30-20
President and Fellows of Harvard College Massachusetts Hall Cambridge, MA 02138	PC	Using Segmentation and Data Analytics to Improve Care for High-Need, High-Cost Patients in Accountable Care Organizations	\$ 158,000	\$ 78,276
President and Fellows of Harvard College Massachusetts Hall Cambridge, MA 02138	PC	Evaluating the Economic and Clinical Impact of the Commonwealth Care Alliance Model for Disadvantaged Populations		\$ -
President and Fellows of Harvard College Massachusetts Hall Cambridge, MA 02138	PC	Health Care in America: What do Americans Experience When They Need Health Care?	\$ 95,820	\$ -
President and Fellows of Harvard College Massachusetts Hall Cambridge, MA 02138	PC	Expanding Research on Geographic Variation in Healthcare Spending and Quality among the Commercially Insured	\$ 32,000	\$ 21,216
President and Fellows of Harvard College Massachusetts Hall Cambridge, MA 02138	PC	Impact of the Bundled Payments for Care Improvement Initiative on Patient Outcomes and Health Care Costs, Phase 2	\$ 184,467	\$ -
President and Fellows of Harvard College Massachusetts Hall Cambridge, MA 02138	PC	A Longitudinal Analysis of New Waiver Programs in Arkansas and Kentucky	\$ 359,896	\$ -
President and Fellows of Harvard College Massachusetts Hall Cambridge, MA 02138	PC	The Commonwealth Fund Fellowship in Minority Health Policy at Harvard: Support for Program Direction and Fellowships, 2019-20	\$ 650,000	\$ 150,000
President and Fellows of Harvard College Massachusetts Hall Cambridge, MA 02138	PC	Values Toward National Health Reform: A Survey of Underlying Beliefs	\$ 390,000	\$ 97,718

Institution	Foundation Status of Recipient	Project Director and Description	Amount Paid	Ending Balance @ 6-30-20
President and Fellows of Harvard College Massachusetts Hall Cambridge, MA 02138	PC	Facilitating and Supporting Cost Conversations in Clinical Settings	\$ 112,000	\$ 169,567
President and Fellows of Harvard College Massachusetts Hall Cambridge, MA 02138	PC	The Commonwealth Fund Fellowship In Minority Health Policy at Harvard University: A proposal for Continued Funding	\$ 650,000	\$ 150,000
President and Fellows of Harvard College Massachusetts Hall Cambridge, MA 02138	PC	Work Requirements and Cost-Sharing in Medicaid: Year 2 Evaluation of South	\$ 262,191	\$ 360,288
President and Fellows of Harvard College Massachusetts Hall Cambridge, MA 02138	PC	Managing High-Need, High-Cost Patients: An International Perspective Phase 2	\$ 173,847	\$ 260,770
President and Fellows of Harvard College Massachusetts Hall Cambridge, MA 02138	PC	Leveraging the Lessons from Consumerism to Improve Demand for High-Value Healthcare	\$ 39,966	\$ 10,000
President and Fellows of Harvard College Massachusetts Hall Cambridge, MA 02138	PC	Segmentation of High-Need, High-Cost Medicare Subpopulations using ICD 10 Data	\$ -	\$ 49,995
President and Fellows of Harvard College Massachusetts Hall Cambridge, MA 02138	PC	Paying for Coverage of Long Term Services and Supports	\$ 60,000	\$ 34,309
Project HOPE - The People-to-People Health Foundation, Inc. 7500 Old Georgetown Rd Ste 600 Bethesda, MD 20814	PC	Dissemination of 2019 International Health Policy Survey of Primary Care Physicians	\$ 86,686	\$ 45,341

Institution	Foundation Status of Recipient	Project Director and Description	Amount Paid	Ending Balance @ 6-30-20
Project HOPE - The People-to-People Health Foundation, Inc. 7500 Old Georgetown Rd Ste 600 Bethesda, MD 20814	PC	Dissemination of Timely, Trusted Policy Information and Evidence to Inform the Unfolding Health Reform Agenda, 2019-2020	\$ 135,000	\$ -
Project HOPE - The People-to-People Health Foundation, Inc. 7500 Old Georgetown Rd Ste 600 Bethesda, MD 20814	PC	Setting the Agenda for the Next 10 Years of the Affordable Care Act	\$ 327,432	\$ -
Project HOPE - The People-to-People Health Foundation, Inc. 7500 Old Georgetown Rd Ste 600 Bethesda, MD 20814	PC	Dissemination of Timely, Trusted Policy Information and Evidence to Inform Health System Reform	\$ 90,000	\$ 135,000
Project HOPE - The People-to-People Health Foundation, Inc. 7500 Old Georgetown Rd Ste 600 Bethesda, MD 20814	PC	Support for Health Affairs Strategic Plan	\$ 5,000	\$ -
Providence St. Joseph's and St. Michaels Healthcare 30 Bond St Toronto, ON M5B 1X1 Canada	NC	Sharing Innovations of Choosing Wisely Campaigns Globally	\$ 7,731	\$ -
Public Health Solutions 40 Worth Street, 5th Floor New York, NY 10016	PC	NYC Rapid Response Coalition	\$ -	\$ 100,000
Public Private Strategies, LLC 1305 Florida Ave NW Washington, DC 20009	NC	Support CMWF Engagement with the Private Sector	\$ 39,296	\$ -

Institution	Foundation Status of Recipient	Project Director and Description	Amount Paid	Ending Balance @ 6-30-20
RAND Corporation PO Box 2138 1776 Main St Santa Monica, CA 90407	PC	Modeling New Proposals to Repeal, Replace, or Modify the Affordable Care Act	\$ 50,000	\$ -
Rector & Visitors of the University of Virginia PO Box 801379 Charlottesville, VA 22908	PC	Medicare Wellness Visits and Cancer Screenings in Rural America	\$ 33,240	\$ -
Regents of the University of California 11 Shields Ave Davis, CA 95616	PC	Examination of Accountable Care Organizations and Hospitals in Rural Areas	\$ 82,200	\$ 41,100
Regents of the University of California 1855 Folsom Stret, Suite 425, Box 0897 San Francisco, CA 94143	PC	Advancing Our Understanding of the IT-Enabled Consumer	\$ 159,000	\$ 79,670
Regents of the University of California 220 Montgomery St Fl 5 San Francisco, CA 94104	PC	Humana Transportation Study	\$ -	\$ 100,000
Regents of the University of California 220 Montgomery St Fl 5 San Francisco, CA 94104	PC	Developing a Dynamic Toolkit and Evaluating Evolving Needs Among FQHCs Providing Primary Care via Telemedicine During the COVID-19 Pandemic	\$ -	\$ 150,000
Regents of the University of California 220 Montgomery St Fl 5 San Francisco, CA 94104	PC	An Early Look at Patient-Facing APIs	\$ 10,000	\$ -
Regents of the University of California 50 University Hall, MC 7360 Berkeley, CA	PC	Impact of Health Care Market Concentration on Insurance Premiums: Evidence from the Health Insurance Marketplaces, Phase 2	\$ 38,356	\$ -
Regents of the University of California 50 University Hall, MC 7360 Berkeley, CA	PC	Impact of Hospital-Owned Physician Organizations on Health Care Prices, Premiums, Quality, and Costs	\$ 132,000	\$ 65,507

Institution	Foundation Status of Recipient	Project Director and Description	Amount Paid	Ending Balance @ 6-30-20
Regents of the University of California 50 University Hall, MC 7360 Berkeley, CA	PC	Linking Health Care and Social Services for Older Adults: Area Agencies on Aging as Key Partners	\$ 21,441	\$ -
Regents of the University of California 50 University Hall, MC 7360 Berkeley, CA	PC	Develop Legal Criteria to Assess the Impact of Cross-Market Health Care Mergers on Competition		\$ 258,012
Regents of the University of California 995 Potrero Ave San Francisco, CA 94143	PC	Interventions to Address Social Isolation and Loneliness to Improve Health: What are Countries Doing?	\$ 75,000	\$ 21,631
Regents of the University of California, Los Angeles 10833 Le Conte Ave Dept of Health Services School of Public Health Los Angeles, CA 90024-1772	PC	Estimating Chilling Effects of New Public Charge Immigration Rules Among Children from Immigrant Families with Different Legal Status	\$ 45,000	\$ 3,950
Regents of the University of California, Los Angeles 11301 Wilshire Blvd. Los Angeles, CA 90073	PC	UCLA Alzheimer's and Dementia Care Program: Cost Analysis and Support Guide	\$ 72,093	\$ -
Research Foundation for Mental Hygiene, Inc. 722 W 168th St New York, NY 10032	PC	Advancing Implementation of Primary Care and Behavioral Health Service Integration for Patients with Complex Care Needs	\$ 55,512	\$ (0)
Research Triangle Institute PO Box 12194 Research Triangle Park, NC 27709-2194	PC	Identifying Opportunities for Expanding the PACE Model to High-Need, High-Cost Populations		\$ 77,870
Rock Health Foundation 615 Grant Ave San Francisco, CA 94108	PC	Aligning the Medicaid Ecosystem to Address the Intersection of Technology, Innovation and Health Equity in the COVID-19 Era	\$ -	\$ 50,000

Institution	Foundation Status of Recipient	Project Director and Description	Amount Paid	Ending Balance @ 6-30-20
Rockefeller Archive Center 15 Dayton Ave Sleepy Hollow, NY 10591-1598	POF	Transfer and Maintenance of The Commonwealth Fund's Archives, Year 24	\$ 35,100	\$ 42,900
Rockefeller Archive Center 15 Dayton Ave Sleepy Hollow, NY 10591-1598	POF	Transfer and Maintenance of The Commonwealth Fund's Archives, Year 22		\$ -
Rockefeller Archive Center 15 Dayton Ave Sleepy Hollow, NY 10591-1598	POF	Transfer and Maintenance of The Commonwealth Fund's Archives, Year 23	\$ 8,500	\$ -
Roper Center for Public Opinion Research, Inc. 136 HOY ROAD RHODES HALL NO 651 ITHACA, NY 14853	PC	General Support	\$ 3,000	\$ -
Scientific Institute for Quality of Healthcare Raboud University Nijmegen Medical Centre P.O. Box 9101 114 Nijmegen, 6500 HB	NC	Expansion of 2019 Commonwealth Fund International Health Policy Survey to Include the Netherlands		\$ 1,727
Small Business Majority Foundation Inc. 1015 15th Street, NW, Suite 450 Washington, DC 20005	PC	Studying the Impact of Medicaid Expansion on Small Business Owners	\$ 40,000	\$ 10,000
Society of American Business Editors and Writers 555 North Central Ave, Suite 406 E Phoenix, AZ 85004-1248	PC	Health Care Training for Business Journalists, 2018		\$ 11,282
SSRS 1 Braxton Way, Suite 125 Glen Mills, PA 19342	NC	Affordable Care Act Tracking Survey, 2019	\$ 134,972	\$ -

Institution	Foundation Status of Recipient	Project Director and Description	Amount Paid	Ending Balance @ 6-30-20
SSRS 1 Braxton Way, Suite 125 Glen Mills, PA 19342	NC	International Health Policy Survey, 2020	\$ 431,100	\$ 148,484
SSRS 1 Braxton Way, Suite 125 Glen Mills, PA 19342	NC	Oversample of U.S. Low-Income Adults in the 2020 International Health Policy Survey	\$ 58,677	\$ -
SSRS 1 Braxton Way, Suite 125 Glen Mills, PA 19342	NC	Expansion of 2020 Commonwealth Fund International Health Policy Survey to Include COVID-19	\$ -	\$ 95,450
SSRS 1 Braxton Way, Suite 125 Glen Mills, PA 19342	NC	Survey of Federally Qualified Health Centers, 2017		\$ -
SSRS 1 Braxton Way, Suite 125 Glen Mills, PA 19342	NC	International Health Policy Survey, 2019	\$ 107,777	\$ -
SSRS 1 Braxton Way, Suite 125 Glen Mills, PA 19342	NC	The Commonwealth Fund 2020 Biennial Health Insurance Survey	\$ 667,756	\$ 166,938
SSRS 1 Braxton Way, Suite 125 Glen Mills, PA 19342	NC	Commonwealth Fund 2020 Election Year Poll	\$ 98,333	\$ 196,667
SSRS 1 Braxton Way, Suite 125 Glen Mills, PA 19342	NC	Expansion of 2020 Commonwealth Fund International Health Policy Survey to Include Norway	\$ 50,000	\$ -
SSRS 1 Braxton Way, Suite 125 Glen Mills, PA 19342	NC	Oversample of U.S. Primary Care Physicians Serving Low-Income Areas in the 2019 International Health Policy Survey	\$ 11,290	\$ -

Institution	Foundation Status of Recipient	Project Director and Description	Amount Paid	Ending Balance @ 6-30-20
TCC Group Inc. 333 7th Ave., 9th Floor New York, NY 10001	NC	Assessment of Learning Collaboratives in the High-Need High-Cost (HNHC) Program		\$ 25,000
Technology Affinity Group, Inc. 23 Briar Rd Wayne, PA 19087	PC	General Support	\$ 1,100	\$ -
TEDMED Foundation 2 High Ridge Park Stamford, CT 06905	PC	TEDMED + The Commonwealth Fund Innovation Partnership 2020	\$ 60,000	\$ 15,000
The Aspen Institute Inc. 1 Dupont Cir NW Ste 700 Washington, DC 20036	PC	Aspen Ideas Health 2020	\$ 72,500	\$ 112,500
The Board of Trustees of the Leland Stanford Junior University 450 Serra Mall Stanford, CA 94305-2130	PC	Distinguishing High- and Low-Performing Physician Organizations Based on Patient Perceptions of Care Integration, Phase		\$ 0
The Board of Trustees of the Leland Stanford Junior University 450 Serra Mall Stanford, CA 94305-2130	PC	Analysis of Patient Perceptions of Integrated Care in the Medicare Current Beneficiary Survey	\$ 15,771	\$ -
The Board of Trustees of the Leland Stanford Junior University 450 Serra Mall Stanford, CA 94305-2130	PC	Identifying Attributes of High-Performing Primary Care Practices Serving Different Subgroups of High-Need Patients, 2019-20		\$ 185,144
The Century Foundation Inc. 1 Whitehall Street, 15th Floor New York, NY 10004	PC	Promoting Better Maternal Health Outcomes By Closing The Medicaid Postpartum Coverage Gap	\$ 80,000	\$ 20,000

Institution	Foundation Status of Recipient	Project Director and Description	Amount Paid	Ending Balance @ 6-30-20
The Commonwealth Fund 1 E 75th St New York, NY 10021	PF	Advisory Group Funds	\$ -	\$ 4,266
The Commonwealth Fund 1 E 75th St New York, NY 10021	PF	2017 - 2018 Authorization to Support Commonwealth Fund Stakeholder Data	\$ -	\$ 7,241
The Commonwealth Fund 1 E 75th St New York, NY 10021	PF	Council of Economic Advisors Group Funds	\$ 4,035	\$ (0)
The Commonwealth Fund 1 E 75th St New York, NY 10021	PF	Commonwealth Fund Program Advisory Funds	\$ 7,389	\$ -
The Commonwealth Fund 1 E 75th St New York, NY 10021	PF	Commonwealth Fund Program Advisory Funds, 2018-19	\$ 41,188	\$ -
The Commonwealth Fund 1 E 75th St New York, NY 10021	PF	2018-19 Small Grants for Galas and General Operating Support	\$ -	\$ 1,000
The Commonwealth Fund 1 E 75th St New York, NY 10021	PF	General Support and Membership Grants		\$ -
The Commonwealth Fund 1 E 75th St New York, NY 10021	PF	Commonwealth Fund Program Advisory Funds 2020	\$ 20,850	\$ 26,150
The Commonwealth Fund 1 E 75th St New York, NY 10021	PF	Kitchen Cabinet: Political and Policy Advising for the 2020 Election	\$ 45,000	\$ 105,000

Institution	Foundation Status of Recipient	Project Director and Description	Amount Paid	Ending Balance @ 6-30-20
The Commonwealth Fund 1 E 75th St New York, NY 10021	PF	Medicaid RFP Authorization	\$ -	\$ 150,000
The Commonwealth Fund 1 E 75th St New York, NY 10021	PF	Harkness Fellowships in Health Care Policy and Practice, 2018-19	\$ 119,034	\$ (384,295)
The Commonwealth Fund 1 E 75th St New York, NY 10021	PF	Harkness Fellowships in Health Care Policy and Practice, 2019-20	\$ 1,666,234	\$ (390,963)
The Commonwealth Fund 1 E 75th St New York, NY 10021	PF	Harkness Fellowships in Health Care Policy and Practice, 2020-21	\$ 177,980	\$ 1,315,149
The Commonwealth Fund 1 E 75th St New York, NY 10021	PF	2021-22 Harkness Fellowships in Health Care Policy and Practice	\$ -	\$ 1,000,000
The Commonwealth Fund 1 E 75th St New York, NY 10021	PF	International Symposium on Health Care Policy, Fall 2017		\$ 0
The Commonwealth Fund 1 E 75th St New York, NY 10021	PF	International Symposium on Health Care Policy, Fall 2018		\$ (0)
The Commonwealth Fund 1 E 75th St New York, NY 10021	PF	International Symposium on Health Care Policy, Fall 2020	\$ -	\$ 400,000
The Commonwealth Fund 1 E 75th St New York, NY 10021	PF	Harkness Fellowships in Health Care Policy and Practice - Reauthorization		\$ 1,495,716

Institution	Foundation Status of Recipient	Project Director and Description	Amount Paid	Ending Balance @ 6-30-20
The Commonwealth Fund 1 E 75th St New York, NY 10021	PF	Harkness Fellowships in Health Care Policy and Practice - Home Country Tax Payments	\$ 10,513	\$ 92,859
The Commonwealth Fund 1 E 75th St New York, NY 10021	PF	Harkness Fellowship 20th Anniversary Event		\$ 50,407
The Commonwealth Fund 1 E 75th St New York, NY 10021	PF	Playbook Phase 3 Authorization: Activities to Improve Care for High Need, High-Cost Patients	\$ 7,117	\$ -
The Commonwealth Fund 1 E 75th St New York, NY 10021	PF	Authorization to Support Acquisition of Scorecard Data from External Sources, 2017-18	\$ 8,894	\$ 16,138
The Commonwealth Fund 1 E 75th St New York, NY 10021	PF	Authorization, Health Care In America Year 2		\$ 12,282
The Commonwealth Fund 1 E 75th St New York, NY 10021	PF	Symposium for Harvard and Yale Minority Health Policy and Leadership Fellows		\$ 200,000
The Commonwealth Fund 1 E 75th St New York, NY 10021	PF	Authorization to Support a Public Opinion Survey on Election-Year Health Issues		\$ 305,000
The Commonwealth Fund 1 E 75th St New York, NY 10021	PF	Authorization to Support Acquisition of Scorecard Data from External Sources, 2020-2021		\$ 170,307
The Commonwealth Fund 1 E 75th St New York, NY 10021	PF	COVID-19 Response Fund		\$ 1,500,000

Institution	Foundation Status of Recipient	Project Director and Description	Amount Paid	Ending Balance @ 6-30-20
The Commonwealth Fund 1 E 75th St New York, NY 10021	PF	Authorization for Gala and General Support Awards, 2019-20	\$ -	\$ 300
The Commonwealth Fund 1 E 75th St New York, NY 10021	PF	Study Series on Issues for Medicare Beneficiaries That Have Been Amplified During the COVID-19 Pandemic	\$ -	\$ 39,900
The Commonwealth Fund 1 E 75th St New York, NY 10021	PF	Harkness Fellowships in Health Care Policy and Practice, 2016-17		\$ (52,635)
The Commonwealth Fund 1 E 75th St New York, NY 10021	PF	Authorization to Support Program Evaluation	\$ 67,582	\$ 21,198
The Commonwealth Fund 1 E 75th St New York, NY 10021	PF	Harkness Fellowships in Health Care Policy and Practice, 2017-18	\$ 24,069	\$ (845,191)
The Corporation of Mercer University 1550 College St Macon, GA 31207	PC	Coronavirus Response for Mental Health	\$ 14,000	\$ 5,586
The Foundation for Research on Equal Opportunity 3267 Bee Caves Road Austin, TX 78746-6773	PC	Making Biologic Medicines More Affordable	\$ -	\$ 10,000
The Governing Council of the University of Toronto 563 Spadina Crescent Toronto, ON M5S 2J7	PC	Health Care Delivery for High-Need, High-Cost Populations: International Perspectives on the Way Forward, Phase 2	\$ 462	\$ 49,528
The University of Florida PO Box 14425 2012 W University Ave Gainesville, FL 32604-2425	PC	Center for Public Interest Communications University of Florida	\$ 5,000	\$ -

Institution	Foundation Status of Recipient	Project Director and Description	Amount Paid	Ending Balance @ 6-30-20
Trustees of Boston University 145 Bay State Rd Boston, MA 02215	PC	Trends and Causes of Maternal Mortality and Severe Morbidity in the United States: A review of the evidence and charting	\$ 26,900	\$ 17,949
Trustees of Columbia University in the City of New York 630 West 168th Street New York, NY 10027	PC	9th Annual HPM Healthcare Conference	\$ -	\$ 7,500
Trustees of Dartmouth College 11 Rope Ferry Road, #6210 Hanover, NH 03755	PC	Understanding the Management of Patients with Complex Needs in ACOs	\$ 30,235	\$ -
Trustees of the University of Pennsylvania 3451 Walnut Street Philadelphia, PA 19104	PC	Using Digital Health, Financial Incentives, and Community Health Worker Support to Change Health Behavior in Vulnerable Populations	\$ 127,000	\$ 68,865
Trustees of the University of Pennsylvania 3451 Walnut Street Philadelphia, PA 19104	PC	Examining the Effects of Overlap Between ACOs and Bundled Payments		\$ 19,881
United Hospital Fund of New York 1411 Broadway Ave Fl 12 New York, NY 10018	PC	Medicaid Value-Based Payment for Children: Lessons from the Empire State	\$ 10,000	\$ -
United Hospital Fund of New York 1411 Broadway Ave Fl 12 New York, NY 10018	PC	2019 Medicaid Conference and Gala Supprt	\$ 25,000	\$ -
United States of Care Campaign 1110 Vermont Ave. NW, Ste. 950 Washington, D.C. 20005	PC	COVID-19 Response, Georgia, Affordability Standard, and Pennsylvania	\$ -	\$ 185,000
United States of Care Campaign 1110 Vermont Ave. NW, Ste. 950 Washington, D.C. 20005	PC	Maximizing Public Engagement to Inform Health Care Policies in Colorado	\$ 50,000	\$ -

Institution	Foundation Status of Recipient	Project Director and Description	Amount Paid	Ending Balance @ 6-30-20
United States of Care Campaign 1110 Vermont Ave. NW, Ste. 950 Washington, D.C. 20005	PC	Developing Medicaid Buy-In Resources and Partnerships	\$ 27,113	\$ -
University of Maryland 2387 SPH Bldg. Valley Drive College Park, MD 20742	PC	Benchmarking Medicare Advantage Benefit Design	\$ 9,191	\$ -
University of North Carolina at Chapel Hill 208 W Franklin St Campus Box 6100 Chapel Hill, NC 27599-611	PC	Evaluating a Non-Emergency Medical Transportation Benefit for Accountable Care Organization Members	\$ 68,700	\$ 103,061
University of Pittsburgh 5023 Forbes Tower Pittsburgh, PA 15260	PC	Analysis of State Payment Policies for the Qualified Medicare Beneficiary Program	\$ 5,000	\$ -
University of Southern California 3335 S Figueroa St Unit G Los Angeles, CA 90007	PC	Online Health Journalism Education Initiative	\$ 8,877	\$ -
University of Southern California 3335 S. Figueroa St, Unit G Los Angeles, CA 90007	PC	Online Health Journalism Education Initiative, 2020	\$ -	\$ 53,757
University of Southern California 3335 S. Figueroa St, Unit G Los Angeles, CA 90007	PC	Evaluating Policy-Relevant Trends in the Medicare Part D Market	\$ -	\$ 124,399
University of Southern California 3335 S. Figueroa St, Unit G Los Angeles, CA 90007	PC	Online Health Journalism Education Initiative, 2019	\$ 40,000	\$ 9,988

Institution	Foundation Status of Recipient	Project Director and Description	Amount Paid	Ending Balance @ 6-30-20
University of Texas at Austin 1515 Holcombe Blvd Box 536 Houston, TX 77030	GOV	Preparing State Health Insurance Markets for Provider Competition to Deliver Assembled Products with Warranties	\$ 4,662	\$ 0
University of Washington 139 Gerberding Hall Box 351264 Seattle, WA 98195	GOV	Evidence Summaries for Prevention of Maternal Morbidity and Mortality	\$ -	\$ 49,875
Urban Health Media Project 6517 Hitt Avenue McLean, VA 22101	PC	Urban Health Media Project.	\$ 25,000	\$ -
Urban Institute 2100 M St NW Washington, DC 20037	PC	International Speakers' Travel for Washington DC Medicare Physician Fee Schedule Meeting	\$ -	\$ 14,400
Urban Institute 2100 M St NW Washington, DC 20037	PC	Analyzing the New Health Reform Proposals: From Incremental Improvements to Single Payer	\$ 276,189	\$ -
Urban Institute 2100 M St NW Washington, DC 20037	PC	Examining the Effects of Medicaid Section 1115 Demonstration Waivers of Retroactive Eligibility	\$ 79,992	\$ 119,988
Urban Institute 2100 M St NW Washington, DC 20037	PC	Long-Term Services and Supports: Projections to Support Single-Payer Analyses	\$ 28,000	\$ 7,000
Urban Institute 500 L'Enfant Plaza SW Washington, DC 20024	PC	Coverage Options for New Mothers: Current Policy Landscape and Approaches to Narrowing Gaps	\$ 100,000	\$ 24,620

Institution	Foundation Status of Recipient	Project Director and Description	Amount Paid	Ending Balance @ 6-30-20
Urban Institute 500 L'Enfant Plaza SW Washington, DC 20024	PC	Analyses of Health Care Reform Options for the Postelection Period	\$ 208,000	\$ 392,000
Urban Institute 500 L'Enfant Plaza SW Washington, DC 20024	PC	Supplemental Funding for Analyses of Health Reform Options for the Postelection Period	\$ 50,000	\$ -
Urban Institute 500 L'Enfant Plaza SW Washington, DC 20024	PC	State-based Approaches to Address Consolidation and Rising Prices	\$ 90,801	\$ -
Vanderbilt University Medical Center 1161 21st Ave S Nashville, TN 37232-2101	PC	Changes in Medicare Beneficiaries? Utilization of Health Services	\$ 59,190	\$ 89,189
Vanderbilt University Medical Center 1161 21st Ave S Nashville, TN 37232-2101	PC	Chronic Conditions and Acute Episode-Based Spending in Medicare		\$ -
Vanderbilt University Medical Center 1161 21st Ave S Nashville, TN 37232-2101	PC	Identifying Cost and Coverage Barriers to Medicare Beneficiary Access to Specialty Drugs	\$ 110,063	\$ 55,032
Vanderbilt University Medical Center 1161 21st Ave S Nashville, TN 37232-2101	PC	Evaluating the Role of Rebates on Medicare Formulary Coverage, Market Share, and Patient and Health Plan Spending		\$ 260,634
Vox Media 1201 Connecticut Avenue NW Washington, DC 20036	NC	Media Partnership to Examine International Models of Universal Health Coverage	\$ 158,400	\$ 39,600
Wake Forest University Health Sciences Medical Center Blvd. Winston-Salem, NC 27157-1066	PC	Assessing the Small-Group Health Insurance Market, Round 8	\$ 82,522	\$ 20,631

Institution	Foundation Status of Recipient	Project Director and Description	Amount Paid	Ending Balance @ 6-30-20
Wake Forest University Health Sciences Medical Center Blvd. Winston-Salem, NC 27157-1066	PC	Using Premium Rate and Medical Loss Ratio Data to Assess Insurers? Financial Performance, Round 6	\$ 38,390	\$ 0
Wake Forest University Health Sciences Medical Center Blvd. Winston-Salem, NC 27157-1066	PC	Assessing Health Insurers Using Medical Loss Ratio Data, Round 7	\$ 48,035	\$ -
Wakely Consulting Group 17757 Us Highway 19N, Suite 310 Clearwater, FL 33764	NC	Actuarial Support Under Two Board Grants	\$ 5,059	\$ 1,584
Waxman Consulting, Inc. 1900 M Street, NW 3rd Floor Washington, DC 20036	NC	Addressing High Prescription Drug Prices: Advancing Policy Solutions and Looking Ahead to Solve Complicated Problems	\$ 125,000	\$ 190,250
Waxman Consulting, Inc. 1900 M Street, NW 3rd Floor Washington, DC 20036	NC	Lowering Prescription Drug Prices: Moving the Ball Forward	\$ 53,200	\$ -
Westat, Inc. 1600 Research Blvd Rockville, MD 20850-3129	NC	Support for Health System Performance Tracking: Analysis and Reports	\$ 71,414	\$ -
Westat, Inc. 1600 Research Blvd Rockville, MD 20850-3129	NC	Support for a Research Unit to Update the Health System Scorecards and Analyze Variations in Health System Performance	\$ 141,744	\$ 70,874
Westat, Inc. 1600 Research Blvd Rockville, MD 20850-3129	NC	Support of Health System Performance Tracking	\$ 140,177	\$ 210,265
Wynne Health Group, LLC 300 New Jersey Ave NW, Suite 900 Washington, DC 20001	NC	Tracking and Targeted Analysis of Federal and State Health Policy Issues 2020-2021	\$ -	\$ 69,000

Institution	Foundation Status of Recipient	Project Director and Description	Amount Paid	Ending Balance @ 6-30-20
Wynne Health Group, LLC 300 New Jersey Ave NW, Suite 900 Washington, DC 20001	NC	Tracking and Targeted Analysis of Medicare and Health Care Cost Policy Development	\$ 78,000	\$ 20,000
Wynne Health Group, LLC 300 New Jersey Ave NW, Suite 900 Washington, DC 20001	NC	Tracking and Targeted Analysis of Medicare and Health Care Cost Policy Development	\$ 18,000	\$ -
Yale University PO Box 2038 New Haven, CT 06520	PC	Understanding How Vertical Integration Influences Physician Behavior		\$ 45,164
Yale University PO Box 2038 New Haven, CT 06520	PC	The Commonwealth Fund Fellowship in Minority Health Policy at Yale: Support for Program Planning and Development, 2018-19	\$ 10,000	\$ -
Yale University PO Box 2038 New Haven, CT 06520	PC	Pozen Commonwealth Fund Fellowship in Minority Health Leadership at Yale University, 2019?21	\$ 150,000	\$ 250,001
Yale University PO Box 2038 New Haven, CT 06520	PC	The Affordable Care Act At 10: History, Legacy, and Challenges	\$ 15,000	\$ -
Yale University PO Box 2038 New Haven, CT 06520	PC	Yale CBIT Healthcare Hackathon	\$ 2,000	\$ -

\$ 20,794,661 \$ 17,654,592

Refunds to Grant Accounts \$ (302,358)

Matching Gifts Paid (see attached list) \$ 712,222

2019-20 TOTAL GRANT PAYMENTS \$ 21,204,525

The Commonwealth Fund

FYE 06/30/20

Matching Gifts

Payee	Amount
Trustees of the Univ. of Pennsylvania	12,500
Berklee College of Music, Inc.	25,000
Refugee and Immigrant Center	75
American Civil Liberties Union Foundation	75
Met Council Research & Educational Fund	75
Cystic Fibrosis Foundation	150
Rebuilding Together Dutchess County, Inc.	75
Rebuilding Together Dutchess County, Inc.	750
Rebuilding Together Dutchess County, Inc.	75
Rebuilding Together Dutchess County, Inc.	300
Rebuilding Together Dutchess County, Inc.	225
Rebuilding Together Dutchess County, Inc.	75
Rebuilding Together Dutchess County, Inc.	300
Rebuilding Together Dutchess County, Inc.	150
Rebuilding Together Dutchess County, Inc.	75
Rebuilding Together Dutchess County, Inc.	300
Rebuilding Together Dutchess County, Inc.	300
Rebuilding Together Dutchess County, Inc.	150
Jewish Association for Services for	2,000
Brown University	750
Brandeis University	300
Everytown for Gun Safety Support Fund	16,000
Midwest Access Coalition	750
Refugee and Immigrant Center	600
Trustees of Phillips Academy	25,000
Massachusetts General Hospital	3,750
Metropolitan Montessori School	750
Natural Resources Defense Council	1,500
Bay Area Wrestling, Inc.	225
Kinderhook Reformed Church	750
Autism Speaks	2,100
Columbia Land Conservancy	1,500
United Hospital Fund	7,500

American Civil Liberties Union Foundation	75
Team Survivor Northwest	75
ICE Foundation, Inc.	2,100
Little Sisters of the Assumption Family	300
Nebinger PTA	4,950
Public Health Solutions	300
Charles B. Wang Community Health	750
Little Sisters of the Assumption Family	75
Little Sisters of the Assumption Family	150
Little Sisters of the Assumption Family	75
Little Sisters of the Assumption Family	150
Little Sisters of the Assumption Family	75
Municipal Art Society of New York	15,000
Mindo Futures, Inc.	5,000
Project Akilah, Inc.	7,500
Alzheimers Disease and Related Disorders	150
Becket-Chimney Corners YMCA	300
Ethical Culture Fieldston School	1,500
Labette Community College Foundation	90
Metropolitan Museum of Art	3,000
Public Health Solutions	250
Public Health Solutions	300
Public Health Solutions	900
Public Health Solutions	150
Woodstock Area Jewish Community, Inc.	2,000
St. Paul Central High School Foundation	10,000
Primary Care Development Corporation	1,500
American Heart Association, Inc.	75
Public Health Solutions	150
American University	3,000
Barnard College	600
Co Lab Theater Group	300
Columbus Zoo and Aquarium	3,750
Fund for the City of New York, Inc.	1,500
Fund for the City of New York, Inc.	6,000
Friends of Tilonia, Inc.	300
International Women's Health Coalition	18,500
Memorial Sloan-Kettering Cancer Center	4,400
Met Council Research & Educational Fund	75

Nightingale-Bamford School	1,000
Planned Parenthood MNNDSD	2,250
Queens STEM Career Women, Inc.	75
Shadoart Productions, Inc.	7,500
Street Level Health Project	300
Wikimedia Foundation, Inc.	156
WNYC Radio	63
Women and Girls Foundation of Southwest	300
Connect Our Kids	1,000
Creative Art Workshops for Kids, Inc.	500
Council for the Advancement of Science	6,000
The Debate Society Ltd.	225
Doctors Without Borders USA, Inc.	990
Food Bank for New York City	540
Kansas University Endowment Association	8,000
Kansas University Endowment Association	8,000
New York University	3,750
Nuclear Threat Initiative, Inc	25,000
Rebuilding Together Dutchess County, Inc.	900
Rebuilding Together Dutchess County, Inc.	300
Rebuilding Together Dutchess County, Inc.	150
Rock and Roll Hall of Fame and Museum	7,500
Sean Casey Animal Rescue, Inc.	105
Urban Institute	25,000
Yale University	3,750
Trustees of Phillips Academy	25,000
West London Synagogue	15,000
Boston Psychoanalytic Society	500
Cincinnati Children's Hospital	10,000
Columbia County Historical Society, Inc.	750
Conservatory Lab Charter School	500
The Foundation for A Civil Society, Ltd.	7,500
Fountain House	1,500
Indiana University Health Foundation, Inc	30,000
International Women's Health Coalition	3,750
J Street Education Fund, Inc.	6,000
Medicare Rights Center, Inc.	1,538
Museum of Fine Arts	2,000
National Academy of Sciences	1,500

National Medical Fellowships, Inc.	750
New Israel Fund	3,000
New York eHealth Collaborative	3,000
Smithsonian Institution	9,000
Stephen Myron Holl Foundation, Inc.	750
Union Settlement Association	225
United Negro College Fund, Inc.	750
University of North Carolina Chapel Hill	3,000
Visiting Nurse Service of New York	3,000
Wesleyan University	2,000
New York City Ballet, Inc.	12,000
National Coalition of 100 Black Women	750
Kiva Microfunds	159
United Health Services Foundation, Inc.	750
United Hospital Fund of New York	3,000
Pearson College of the Pacific	300
Refugee and Immigrant Center	300
The Mission Continues	75
Planned Parenthood Southeast, Inc.	180
Democracy Now Productions, Inc.	1,500
New York Public Library	1,000
Manhattan Soccer Club, Inc.	1,800
Asian American Federation, Inc.	105
Citymeals-on-Wheels	306
Healthy Homes Coalition of West Michigan	300
Charity Global, Inc.	900
America Press	750
Commonweal	1,000
Community Shares of Greater Cincinnati	90
East Bay Community Foundation	3,750
Emerson College	150
Kithara Project, Inc.	150
Leukemia and Lymphoma Society, Inc.	75
New York City Rescue Mission	0
WNET	1,000
A2s-Access to Success	750
Academy for Teachers	300
Afya Foundation, Inc.	100
The Alameda County Community	750

Ali Forney Center	225
Americans for Oxford, Inc.	4,500
Bread Project	1,500
Breast Cancer Options, Inc.	75
Brookline Community Mental Health Center	1,750
Brooklyn Bureau of Community Service	750
Brooklyn Tech Alumni Foundation, Inc.	1,000
Brown University	3,750
Buckley Country Day School	1,500
Children's Hospital Corporation	3,000
EngenderHealth Inc.	1,875
Inquiring Systems, Inc.	3,000
Margaret Gifford School, Inc.	1,200
Memorial Sloan-Kettering Cancer Center	2,500
Memorial Sloan-Kettering Cancer Center	250
Momentum-Excellence Inc.	1,875
National Alliance on Mental Illness	1,005
National Medical Fellowships, Inc.	300
New York City Rescue Mission	300
Pathfinder International	20,000
Refugee and Immigrant Center	150
Smithsonian Institution	9,000
Steps to Success, Inc.	1,005
University of San Francisco	4,500
Woodlawn Conservancy, Inc.	3,500
World Central Kitchen Incorporated	240
Yale University	15,000
Center for Coastal Studies, Inc.	75
Lower East Side Tenement Museum	600
Medicare Rights Center, Inc.	1,110
New York State Archives Partnership Trust	750
Syracuse University	750
University of Albany Foundation	300
Brookline Community Mental Health Center	4,000
Cair Foundation, Inc.	300
New York Public Radio	150
The Young Men's and Young Women's	400
From Farm to Table, Inc.	75
Jewish Association for Services for	2,500

Planned Parenthood Federation of America	0
Planned Parenthood Federation of America	0
God's Love We Deliver	5,000
Asian American Federation, Inc.	150
GiveDirectly, Inc.	750
National Medical Fellowships, Inc.	750
Browning School	1,500
Physicians for Human Rights	50,000
Women's Housing and Economic Development	1,500
Project Home	750
Planned Parenthood Federation of America	0
Make the Road New York	150
Baruch College Fund	75
Refund	-1,200
Refund	-120
YMCA of Trenton	300
Bread for the City	750
Brookline Community Mental Health Center	4,500
Little Sisters of the Assumption Family	150
Neighborhood Housing Services of Queens	75
Network Support Services Incorporated	1,500
Pathfinder International	10,000
Zauqi Charitable and Educational Trust	15,000
Public Health Solutions	300
Black and Pink	1,500
Co Lab Theater Group	300
Equal Justice Initiative	77
Met Council Research & Educational Fund	75
Museum of Fine Arts	18,000
New York City Health & Hospitals Corp.	600
Brooklyn Community Bail Fund	75
Children's Law Center Incorporated	300
The Bail Project	750
Brooklyn Community Bail Fund	300
Policing Equity	300
Medicare Rights Center, Inc.	7,500
Elizabeth Glaser Pediatrics AIDS Foundati	7,500
The News Literacy Project	2,000
Pearson College of the Pacific	300

The Bail Project	1,500
The Bail Project	154
The Bail Project	78
The Bail Project	150
The Bail Project	900
Trustees of the Univ. of Pennsylvania	12,500
World Central Kitchen Incorporated	750
Brookline Community Mental Health Center	3,000
Feeding America	750
Mamatoto Village Inc.	<u>75</u>
Total	712,222

The Commonwealth Fund
 Attachment to the Internal Revenue Service Form 990-PF
 Expenditure Responsibility Statement for the year ending June 30, 2020

Appropriation Date	Institution	Foundation Status of Recipient	Grant No.	Project Director and Description	Award Amount	Any Diversion By Grantee	Dates of Reports by Grantee	Amount Spent by Grantee During FY or Grant period	Dates and Results of Verification
10/22/2019	ABMJ Consulting, LLC 1581 Cornerstone Dr Missoula, MT 59802	NC	20202569	Bryce Ward, Ph.D. 11/1/19 - 4/1/20. State Fiscal Effects of Medicaid Expansion	\$ 39,500	no	Final narrative report and final financial report submitted 7/29/20. Grant work is complete.	\$ 41,500	Not required
11/21/2019	Avalere Health LLC 1201 New York Avenue NW Suite 1000 Washington, DC 20005	NC	20202491	Miryam Frieder, M.B.A., M.P.H. 12/1/19 - 7/31/20 Medicare Advantage Market Study	\$ 149,039	no	N/A. Grant Reports due next fiscal year	\$ -	Not required
7/9/2019	Avalere Health LLC 1201 New York Avenue NW Suite 1000 Washington, DC 20005	NC	20192362	Miryam Frieder, M.B.A., M.P.H. 8/15/19 - 1/31/20. Analysis of MA Supplemental Benefit Landscape, Development of Recommendations, and Engagement with CMS	\$ 234,240	no	Interim financial report submitted 3/27/20. Final narrative report and final financial report are overdue. Final payment will be withheld until final products are submitted.	\$ 146,566	Not required
6/19/2020	Avalere Health LLC 1201 New York Avenue NW Suite 1000 Washington, DC 20005	NC	20202813	Morenike Ayo-Vaughan. 6/1/20 - 7/6/20. Domestic Landscape Analysis Assessment	\$ 49,000	no	N/A. Grant Reports due next fiscal year	\$ -	Not required
6/27/2019	Beaconfire RED 2300 Clarendon Blvd., Suite 925 Arlington, VA 22201	NC	20192404	Jeff Herron. 7/1/19 - 3/31/20. SOW Expansion: Tool to Assess Return-on-Investment for Coordinating Medical Care and Social Services, Phase 3	\$ 50,000	no	Interim financial report submitted 5/12/20. Project is being extended to align with work in a companion grant.	\$ 24,171	Not required
6/21/2018	Benzajen, Inc. 4047 Hilton Head Way Tarzana, CA 91356	NC	20181916	Victor Tabbush, Ph.D. 7/1/18 - 5/31/19. Tool to Assess Return on Investment for Coordinating Primary Medical Care and Social Services, Phase 2	\$ 49,256	no	Final narrative report and final financial report submitted 7/2/19. Grant work is complete.	\$ 49,439	Not required
10/15/2019	Boston Globe Life Sciences Media, LLC One Exchange Place, Suite 201 Boston, MA 02109	NC	20202498	Rick Berke. 10/1/19 - 12/31/20. Promise and Peril: How Artificial Intelligence Is Transforming Health Care	\$ 135,000	no	Interim narrative report and interim financial report submitted 8/7/20. All grant work to date is complete.	\$ 26,512	Not required
4/13/2017	CapView Associates, LLC 601 New Jersey Ave, NW, Suite 450 Washington D.C. 20001	NC	20170970	Purva Rawal. 4/1/17 - 12/31/17. Evaluating and Assessing Medicare Advanced Alternative Payment Models	\$ 80,000	no	Final narrative report and final financial report submitted 2/20/20. Grant work is complete.	\$ 80,000	Not required

The Commonwealth Fund
 Attachment to the Internal Revenue Service Form 990-PF
 Expenditure Responsibility Statement for the year ending June 30, 2020

Appropriation Date	Institution	Foundation Status of Recipient	Grant No.	Project Director and Description	Award Amount	Any Diversion By Grantee	Dates of Reports by Grantee	Amount Spent by Grantee During FY or Grant period	Dates and Results of Verification
6/19/2020	Center for Healthcare Management 11 Quai du Bourbon 75004 Paris France	NC	20202798	Katharina Janus, Ph.D., M.B.A. 6/22/20 - 12/31/20. International Landscape Analysis for Assessment	\$ 49,750	no	N/A. Grant Reports due next fiscal year	\$ -	Not required
2/5/2018	Dobson DaVanzo & Associates, LLC 440 Maple Ave E Ste 203 Vienna, VA 22180	NC	20181484	Allen Dobson, Ph.D. 2/1/18 - 1/31/19. Utilization and Financial Performance Tracking System for Safety-Net Hospitals	\$ 36,668	no	Final financial report submitted 7/8/19. Final narrative report waived. Grant work is complete.	\$ 74,361	Not required
5/22/2019	Dobson DaVanzo & Associates, LLC 440 Maple Ave E Ste 203 Vienna, VA 22180	NC	20192365	Allen Dobson, Ph.D. 5/31/19 - 9/15/19. Impact of Medicaid Work Requirements on Hospitals in Selected States	\$ 24,005	no	Final narrative report and final financial report submitted 4/24/20. Grant work is complete.	\$ 24,005	Not required
4/9/2019	Dutch Ministry of Health, Welfare and Sport PO Box 20350, DMO, A09 36 2500 EJ The Hague, Netherlands	NC	20192298a	Simone van Dulmen. 1/26/20 - 12/31/20. International Health Policy Survey, 2020, Dutch Ministry	\$ 50,000	no	N/A. Grant Reports due next fiscal year	\$ -	Not required
7/10/2018	German Managed Care Association Friedrichstr. 136 Berlin, 10117	NC	20181869	Patricia Ek, Ph D. 10/1/18 - 10/31/19. Drug Pricing and Purchasing in Germany: Insights and Implications for the United States	\$ 201,635	no	Final narrative report submitted 11/5/19 and final financial report submitted 11/8/19. Grant work is complete.	\$ 151,879	Not required
11/12/2019	Health Management Associates, Inc. 120 N Washington Sq Ste 705 Lansing, MI 48933	NC	20202446	Jon Blum, M.P.P. 1/2/20 - 3/3/21. Designing a Comprehensive Policy Evaluation Tool to Assess Medicare Savings Policies	\$ 385,213	no	N/A. Grant Reports due next fiscal year	\$ -	Not required
11/13/2018	Health Vista LLC PO Box 47141 Chicago, IL 47141-0141	NC	20192115	Sarah Klein. 11/15/18 - 12/30/19. Transforming Care	\$ 84,138	no	Final financial report submitted 1/9/20. Grant work is complete.	\$ 13,426	Not required
1/29/2020	Issues Research, Inc. 7116 Falls Creek Main Durango, CO 81301	NC	20202664	Douglas McCarthy, M.B.A. 4/1/20 - 3/31/21. Qualitative Research, Evaluation, and Advisory Services to Support Health Care Delivery System Reform	\$ 113,400	no	Interim financial report is overdue.	\$ -	Not required

The Commonwealth Fund
 Attachment to the Internal Revenue Service Form 990-PF
 Expenditure Responsibility Statement for the year ending June 30, 2020

Appropriation Date	Institution	Foundation Status of Recipient	Grant No.	Project Director and Description	Award Amount	Any Diversion By Grantee	Dates of Reports by Grantee	Amount Spent by Grantee During FY or Grant period	Dates and Results of Verification
11/13/2018	Issues Research, Inc. 7116 Falls Creek Main Durango, CO 81301	NC	20192089	Douglas McCarthy, M.B.A. 1/1/19 - 12/31/19 - Case Studies and Tools to Support the Spread of Promising Practices in Health Care Delivery and Cost Control	\$ 345,900	no	Final financial report submitted 6/5/20. Grant work is complete.	\$ 324,676	Not required
2/20/2019	Leavitt Partners, LLC 299 South Main Street, #2300 Salt Lake City, UT 84111	NC	20192260	Erik Krisle, M.P.P. 3/1/19 - 6/15/19 - Analysis of Florida Medicaid Expansion	\$ 147,531	no	Final narrative report submitted 10/15/19 and final financial report submitted 7/31/19. Grant work is complete.	\$ 147,531	Not required
11/8/2016	London School of Economics and Political Science Houghton Street London, ENGLAND WC2A 2AE	NC	20170801	Elias Mossialos, Ph.D. 12/15/16 - 12/14/17. The Commonwealth Fund International Profiles of Health Care Systems 2017	\$ 133,000	no	Final narrative report submitted 6/28/19 and final financial report submitted 11/1/19. Grant work is complete.	\$ 134,035	Not required
8/20/2019	Manatt, Phelps & Phillips, LLP 7 Times Sq New York, NY 10036	NC	20202431	Lisa Suennen, M.A. 9/3/19 - 1/31/20 - Primary Care for Women: How Requirements Evolve Throughout the Life Cycle	\$ 185,000	no	Final narrative report submitted 9/10/20 and final financial report submitted 3/30/20. Grant work is complete.	\$ 211,803	Not required
1/9/2020	Manatt, Phelps & Phillips, LLP 7 Times Sq New York, NY 10036	NC	20202504	Cindy Mann, J.D. 1/9/20 - 12/31/20 - Implications of Federal Medicaid Changes on the Delivery System: Phase 2	\$ 156,000	no	N/A. Grant Reports due next fiscal year	\$ -	Not required
5/26/2017	Manatt, Phelps & Phillips, LLP 7 Times Sq New York, NY 10036	NC	20170961b	Cindy Mann, J.D. 5/29/17 - 7/29/17 - Implications of Capping Medicaid Funding	\$ 165,000	no	Final narrative report and final financial report submitted 8/8/19. Grant work is complete.	\$ 132,000	Not required
4/10/2018	Manatt, Phelps & Phillips, LLP 7 Times Sq New York, NY 10036	NC	20181705	Cindy Mann, J.D. 5/1/18 - 4/30/19 - Implications of Federal Medicaid Changes for the Health Care Delivery System	\$ 225,000	no	Final narrative report and final financial report submitted 2/12/20. Grant work is complete.	\$ 225,565	Not required
6/29/2019	Manatt, Phelps & Phillips, LLP 7 Times Sq New York, NY 10036	NC	20192317	Cindy Mann, J.D. Projected Impacts of Capping Medicaid Funding Through Waivers	\$ 199,000	no	Final narrative report and final financial report submitted 6/8/20. Grant work is complete.	\$ 354,824	Not required

The Commonwealth Fund
 Attachment to the Internal Revenue Service Form 990-PF
 Expenditure Responsibility Statement for the year ending June 30, 2020

Appropriation Date	Institution	Foundation Status of Recipient	Grant No.	Project Director and Description	Award Amount	Any Diversion By Grantee	Dates of Reports by Grantee	Amount Spent by Grantee During FY or Grant period	Dates and Results of Verification
1/17/2019	Manatt, Phelps & Phillips, LLP 7 Times Sq New York, NY 10036	NC	20192225	Melinda Dutton, J.D. 1/16/19 - 6/30/19 . Expert Advisory Panel on Rate Schedule Development for North Carolina's Health Opportunities Pilot Services	\$ 200,000	no	Final narrative report and final financial report submitted 2/25/20. Grant work is complete.	\$ 235,501	Not required
3/5/2019	McCabe Message Partners, LLC 1825 Connecticut Avenue NW #300 Washington, DC 20009	NC	20192236	Patrick McCabe 3/6/19 - 2/29/20 . 2019 Communications Plan for Six Foundation Collaborative	\$ 25,000	no	Final narrative report submitted 3/2/20. Interim financial report is waived. Final financial report is overdue. Final payment will be withheld until final products are submitted.	\$ -	Not required
11/15/2019	McKinsey & Co., Inc. 55 East 52nd Street, 21st Floor New York, NY 10022	NC	20202615	Erica Coe, M.B.A., M.P.H. 11/18/19 - 12/13/19 . Determining Priorities for ROI on Social Determinants of Health (SDOH) for Medicaid	\$ 50,000	no	N/A. Contract was withdrawn before initiation of work.	\$ -	Not required
6/22/2019	Nathanson+Hauck 601 13th Street, Eleventh Floor North Washington, D.C. 20005	NC	20192348	Melanie Nathanson, M.P.A. 7/11/19 - 7/10/20 . Federal Insight and Engagement 2019-2020	\$ 120,000	no	Final narrative report submitted 6/8/20 and final financial report submitted 7/1/20. Grant work is complete.	\$ 120,000	Not required
7/10/2018	Nathanson+Hauck 601 13th Street, Eleventh Floor North Washington, D.C. 20005	NC	20181860	Melanie Nathanson, M.P.A. 7/11/18 - 7/10/19 . Partnering to Engage Federal Policymakers, 2018-2019	\$ 120,000	no	Final narrative report submitted 7/1/19 and final financial report submitted 7/11/19. Grant work is complete.	\$ 72,000	Not required
11/8/2016	Pear Tree Communications, Inc. 3035 Lincoln Blvd Cleveland Heights, OH 44118	NC	20170807	Martha Hostetter, M.F.A. 1/1/17 - 12/31/17 . Editorial Services in Support of Communications and Delivery System Reform	\$ 98,645	no	Final financial report submitted 12/21/17. Final narrative report is waived. Grant work is complete.	\$ 95,681	Not required
11/14/2017	Pear Tree Communications, Inc. 3035 Lincoln Blvd Cleveland Heights, OH 44118	NC	20181353	Martha Hostetter, M.F.A. 1/1/18 - 12/31/18. Transforming Care	\$ 48,153	no	Final financial report submitted 12/21/18. \$1,502 canceled with additional \$753 to be canceled at November 2020 board meeting. Grant work is complete.	\$ 45,898	Not required

The Commonwealth Fund
 Attachment to the Internal Revenue Service Form 990-PF
 Expenditure Responsibility Statement for the year ending June 30, 2020

Appropriation Date	Institution	Foundation Status of Recipient	Grant No.	Project Director and Description	Award Amount	Any Diversion By Grantee	Dates of Reports by Grantee	Amount Spent by Grantee During FY or Grant period	Dates and Results of Verification
11/12/2019	Pear Tree Communications, Inc. 3035 Lincoln Blvd Cleveland Heights, OH 44118	NC	20202443	Martha Hostetter, M.F.A. 1/1/20 - 12/31/20 . Identifying Promising Practices in Health Care Delivery and Cost Control: Case Studies and Transforming Care Newsletter	\$ 300,154	no	Multiple interim financial reports submitted 2/1/20 - 9/1/20.	\$ 119,687	Not required
11/13/2018	Pear Tree Communications, Inc. 3035 Lincoln Blvd Cleveland Heights, OH 44118	NC	20192114	Martha Hostetter, M.F.A. 1/1/19 - 12/31/19. Transforming Care	\$ 35,862	no	Final narrative report and final financial report submitted 1/9/20. Grant work is complete.	\$ 43,552	Not required
6/6/2018	Providence St. Joseph's and St. Michaels Healthcare 30 Bond Street Toronto, Ontario M5B-1W8 Canada	NC	20181908	Wendy Levinson, M.D. 7/1/18 - 12/31/18 . Sharing Innovations of Choosing Wisely Campaigns Globally	\$ 40,000	no	Final narrative report and final financial report submitted 7/31/19. Grant work is complete.	\$ 39,731	Not required
12/10/2018	Public Private Strategies, LLC 1305 Florida Ave NW Washington, DC 20009	NC	20192062	Rhett Buttle. 12/1/18 - 6/30/19 . Support CMWF Engagement with the Private Sector	\$ 197,296	no	Final narrative report submitted 10/9/19 and final financial report submitted 10/14/19. Grant work is complete.	\$ 197,296	Not required
8/23/2019	Rockefeller Archive Center 15 Dayton Ave Sleepy Hollow, NY 10591-1598	POF	20192372	Robert Clark, J.D. Transfer and Maintenance of The Commonwealth Fund's Archives, Year 24	\$ 78,000	no	Interim financial report submitted 7/12/20. Grant work to date is complete.	\$ 54,793	Not required
7/11/2017	Rockefeller Archive Center 15 Dayton Ave Sleepy Hollow, NY 10591-1598	POF	20171048	Lee Hiltzik, Ph.D. 7/13/18 - 7/14/18. Transfer and Maintenance of The Commonwealth Fund's Archives, Year 22	\$ 88,000	no	Final financial report and final narrative report submitted 7/30/18. Grant work is complete.	\$ 52,881	Not required
7/10/2018	Rockefeller Archive Center 15 Dayton Ave Sleepy Hollow, NY 10591-1598	POF	20181896	Robert Clark, J.D. 7/11/18 - 6/30/19 . Transfer and Maintenance of The Commonwealth Fund's Archives, Year 23	\$ 85,000	no	Final narrative report and final financial report submitted 7/25/19. Grant work is complete.	\$ 68,664	Not required

The Commonwealth Fund
 Attachment to the Internal Revenue Service Form 990-PF
 Expenditure Responsibility Statement for the year ending June 30, 2020

Appropriation Date	Institution	Foundation Status of Recipient	Grant No.	Project Director and Description	Award Amount	Any Diversion By Grantee	Dates of Reports by Grantee	Amount Spent by Grantee During FY or Grant period	Dates and Results of Verification
1/17/2019	Scientific Institute for Quality of Healthcare Raboud University Nijmegen Medical Centre P.O. Box 9101 114 Nijmegen, 6500 HB	NC	20192239	Philip van der Wees, Ph.D. 1/16/19 - 12/31/19 . Expansion of 2019 Commonwealth Fund International Health Policy Survey to include the Netherlands	\$ 40,256	no	Final narrative report and final financial report submitted 3/6/20. Grant work is complete.	\$ 101,845	Not required
11/13/2018	SSRS 1 Braxton Way, Suite 125 Glen Mills, PA 19342	NC	20192109	Robyn Rapoport, M.A. 11/15/18 - 10/31/19 . Affordable Care Act Tracking Survey, 2019	\$ 674,866	no	Final financial report submitted 11/13/19. Grant work is complete.	\$ 745,711	Not required
4/5/2019	SSRS 1 Braxton Way, Suite 125 Glen Mills, PA 19342	NC	20192298	Robyn Rapoport, M.A. 5/1/19 - 11/30/20 . International Health Policy Survey, 2020	\$ 579,584	no	Interim financial report submitted 3/20/20. Grant work to date is complete.	\$ 80,296	Not required
1/29/2020	SSRS 1 Braxton Way, Suite 125 Glen Mills, PA 19342	NC	20202683	Robyn Rapoport, M.A. 2/1/20 - 11/30/20 . Oversample of U.S. Low-Income Adults in the 2020 International Health Policy Survey	\$ 58,677	no	N/A. Grant Reports due next fiscal year	\$ -	Not required
5/1/2020	SSRS 1 Braxton Way, Suite 125 Glen Mills, PA 19342	NC	20202775	Robyn Rapoport, M.A. 4/1/20 - 12/31/20 . Expansion of 2020 Commonwealth Fund International Health Policy Survey to include COVID-19	\$ 95,450	no	N/A. Grant Reports due next fiscal year	\$ -	Not required
4/11/2017	SSRS 1 Braxton Way, Suite 125 Glen Mills, PA 19342	NC	20170962	Robyn Rapoport, M.A. 4/15/17 - 4/14/18. Survey of Federally Qualified Health Centers, 2017	\$ 230,207	no	Final financial report submitted 4/25/19. Final narrative report is waived. Grant work is complete.	\$ 228,303	Not required
4/10/2018	SSRS 1 Braxton Way, Suite 125 Glen Mills, PA 19342	NC	20181677	Robyn Rapoport, M.A. 5/1/18 - 11/30/19 . International Health Policy Survey, 2019	\$ 538,877	no	Final financial report submitted 1/30/20. Final narrative report submitted 11/27/19. Grant work is complete.	\$ 565,319	Not required
11/12/2019	SSRS 1 Braxton Way, Suite 125 Glen Mills, PA 19342	NC	20202506	Robyn Rapoport, M.A. 11/15/19 - 7/14/20 . The Commonwealth Fund 2020 Biennial Health Insurance Survey	\$ 834,694	no	Interim financial report submitted 5/6/20.	\$ 598,789	Not required

The Commonwealth Fund
 Attachment to the Internal Revenue Service Form 990-PF
 Expenditure Responsibility Statement for the year ending June 30, 2020

Appropriation Date	Institution	Foundation Status of Recipient	Grant No.	Project Director and Description	Award Amount	Any Diversion By Grantee	Dates of Reports by Grantee	Amount Spent by Grantee During FY or Grant period	Dates and Results of Verification
1/9/2020	SSRS 1 Braxton Way, Suite 125 Glen Mills, PA 19342	NC	20202505a	Robyn Rapoport, M.A. 1/1/20 - 9/30/20 . Commonwealth Fund 2020 Election Year Poll	\$ 600,000	no	Interim financial report submitted 5/6/20.	\$ 94,665	Not required
2/28/2020	SSRS 1 Braxton Way, Suite 125 Glen Mills, PA 19342	NC	20202744	Robyn Rapoport, M.A. 3/1/20 - 12/31/20 . Expansion of 2020 Commonwealth Fund International Health Policy Survey to include Norway	\$ 50,000	no	Interim financial report submitted 5/6/20.	\$ 50,000	Not required
12/20/2018	SSRS 1 Braxton Way, Suite 125 Glen Mills, PA 19342	NC	20192210	Robyn Rapoport, M.A. 12/30/18 - 11/30/19 . Oversample of U.S. Primary Care Physicians Serving Low-income Areas in the 2019 International Health Policy Survey	\$ 56,450	no	Final financial report submitted 1/6/20. Final narrative report submitted 12/2/19. Grant work is complete.	\$ 72,877	Not required
6/24/2020	TCC Group Inc. 333 7th Ave., 9th Floor New York, NY 10001	NC	20202670a	Usa Frantzen, M.B.A. Assessment of Learning Collaboratives in the High-Need High-Cost (HINHC) Program	\$ 25,000	no	N/A. Grant Reports due next fiscal year	\$ -	Not required
4/5/2019	Vox Media 1201 Connecticut Avenue NW Washington, DC 20036	NC	20192288	Kate Dailey. 7/15/19 - 3/31/20 . Media Partnership to Examine International Models of Universal Health Coverage	\$ 323,000	no	Final financial report and final narrative report submitted 9/14/20. Grant work is complete.	\$ 148,989	Not required
6/26/2015	Wakeley Consulting Group 7650 W Courtney Campbell Causeway Suite 1250 Tampa, FL 33607	NC	20150833	Julia Lerche, F.S.A., M.A.A.A., M.S.P.H. 10/1/15 - 9/30/16. Actuarial Support Under Two Board Grants	\$ 40,000	no	Final financial report submitted 4/8/20. Final narrative report waived. Grant work is complete.	\$ 39,551	Not required
7/9/2019	Waxman Consulting, Inc. 1150 Connecticut Avenue, NW Suite 800 Washington, DC 20036	NC	20192346	William Corr, J.D. 8/1/19 - 7/31/20 . Addressing High Prescription Drug Prices: Advancing Policy Solutions and Looking Ahead to Solve Complicated Problems	\$ 315,250	no	Interim financial report submitted 3/18/20. Final narrative and financial reports overdue. Final payment will be withheld until final products are submitted.	\$ 149,239	Not required

The Commonwealth Fund
 Attachment to the Internal Revenue Service Form 990-PF
 Expenditure Responsibility Statement for the year ending June 30, 2020

Appropriation Date	Institution	Foundation Status of Recipient	Grant No.	Project Director and Description	Award Amount	Any Diversion By Grantee	Dates of Reports by Grantee	Amount Spent by Grantee During FY or Grant period	Dates and Results of Verification
7/10/2018	Waxman Consulting, Inc. 1150 Connecticut Avenue, NW Suite 800 Washington, DC 20036	NC	20181795	William Corr, J.D. 8/1/18 - 7/31/19 . Lowering Prescription Drug Prices: Moving the Ball Forward	\$ 266,000	no	Final financial report submitted 9/11/19. Final narrative report submitted 7/31/19. Grant work is complete.	\$ 317,981	Not required
11/14/2017	Westat, Inc. 1600 Research Blvd Rockville, MD 20850-3129	NC	20181375	David Radley, Ph.D., M.P.H. 1/1/18 - 12/31/18. Support for Health System Performance Tracking: Analysis and Reports	\$ 351,414	no	Final financial report submitted 7/25/19. Final narrative report waived.	\$ 357,930	Not required
11/13/2018	Westat, Inc. 1600 Research Blvd Rockville, MD 20850-3129	NC	20192091	David Radley, Ph.D., M.P.H. 1/1/19 - 12/31/19 . Support for a Research Unit to Update the Health System Scorecards and Analyze Variations in Health System Performance	\$ 354,362	no	Final financial report submitted 6/26/20. Final narrative report waived. Grant work is complete.	\$ 353,421	Not required
11/12/2019	Westat, Inc. 1600 Research Blvd Rockville, MD 20850-3129	NC	20202507	David Radley, Ph.D., M.P.H. 1/1/20 - 12/31/20 . Support of Health System Performance Tracking	\$ 350,442	no	Interim financial report submitted 7/24/20. Grant work to date is complete.	\$ 171,118	Not required
6/30/2020	Wynne Health Group, LLC 718 7th Street NW Washington, D.C. 20001	NC	20202903	William Wynne, J.D. 8/1/20 - 7/31/21 . Tracking and Targeted Analysis of Federal and State Health Policy Issues 2020-2021	\$ 69,000	no	N/A. Grant Reports due next fiscal year	\$ -	Not required
6/2/2019	Wynne Health Group, LLC 718 7th Street NW Washington, D.C. 20001	NC	20192344	William Wynne, J.D. 8/1/19 - 7/31/20 . Tracking and Targeted Analysis of Medicare and Health Care Cost Policy Development	\$ 98,000	no	Final financial report submitted 8/27/20. Final narrative report submitted 8/7/20. Grant work is complete.	\$ 98,000	Not required
7/10/2018	Wynne Health Group, LLC 718 7th Street NW Washington, D.C. 20001	NC	20181825	William Wynne, J.D. 8/1/18 - 7/31/19 . Tracking and Targeted Analysis of Medicare and Health Care Cost Policy Development	\$ 90,000	no	Final financial report submitted 10/3/19. Final narrative report submitted 10/4/19. Grant work is complete.	\$ 90,000	Not required

The following self-administered grants and authorizations are technically awards or authorizations to the Commonwealth Fund, a private foundation, and are therefore included in the Expenditure Responsibility Statement.

NOTE: For each of these self-administered grants and authorizations, awards, activities, payments and balances are reviewed and reconciled quarterly by the Commonwealth Fund Senior Director, Finance, program officers, and grants management office, which satisfies the reporting requirements for these projects.

Appropriation Date	Fund	Institution	Foundation Status of Recipient	Grant No.	Project Director and Description	Award Amount	Any Diversion By Grantee	Dates of Reports by Grantee	Amount Spent by Grantee During FY or Grant Period	Dates and Results of Verification
4/14/2015	Board Grant	The Commonwealth Fund 1 E 75th St New York, NY 10021	PF	20150496	Robin Osborn, M.B.A. Harkness Fellowships in Health Care Policy and Practice, 2016-17	\$ 1,808,493	no	see note above	\$ 1,861,128	Not required
5/21/2015	Small Grant	The Commonwealth Fund 1 E 75th St New York, NY 10021	PF	20150567	Donald Moulds, Ph.D. 6/1/15-5/31/16. Advisory Group Funds	\$ 50,000	no	see note above	\$ 45,734	Not required
4/12/2016	Board Grant	The Commonwealth Fund 1 E 75th St New York, NY 10021	PF	20160623	Robin Osborn, M.B.A. 4/15/16 - 10/14/18. Harkness Fellowships in Health Care Policy and Practice, 2017-18	\$ 1,807,368	no	see note above	\$ 24,069	Not required
7/11/2016	Board Grant	The Commonwealth Fund 1 E 75th St New York, NY 10021	PF	20160649	Robin Osborn, M.B.A. 8/1/16 - 12/31/17. International Symposium on Health Care Policy, Fall 2017	\$ 395,800	no	see note above	\$ 368,638	Not required
4/11/2017	Board Grant	The Commonwealth Fund 1 E 75th St New York, NY 10021	PF	20170952	Robin Osborn, M.B.A. 4/15/17 - 10/14/19. Harkness Fellowships in Health Care Policy and Practice, 2018-19	\$ 1,834,315	no	see note above	\$ 119,034	Not required
4/25/2017	Small Grant	The Commonwealth Fund 1 E 75th St New York, NY 10021	PF	20171005	Michelle Doty, Ph.D. 4/15/17 - 4/14/18. 2017 - 2018 Authorization to Support Commonwealth Fund Stakeholder Data	\$ 50,000	no	see note above	\$ 42,759	Not required
5/26/2017	Small Grant	The Commonwealth Fund 1 E 75th St New York, NY 10021	PF	20171107	Eric Schneider, M.D, M.Sc. 7/1/17 - 6/30/18. Council of Economic Advisors Group Funds	\$ 25,200	no	see note above	\$ 25,200	Not required

The following self-administered grants and authorizations are technically awards or authorizations to the Commonwealth Fund, a private foundation, and are therefore included in the Expenditure Responsibility Statement.

NOTE: For each of these self-administered grants and authorizations, awards, activities, payments and balances are reviewed and reconciled quarterly by the Commonwealth Fund Senior Director, Finance, program officers, and grants management office, which satisfies the reporting requirements for these projects.

Appropriation Date	Fund	Institution	Foundation Status of Recipient	Grant No.	Project Director and Description	Award Amount	Any Diversion By Grantee	Dates of Reports by Grantee	Amount Spent by Grantee During FY or Grant Period	Dates and Results of Verification
6/22/2017	Small Grant	The Commonwealth Fund 1 E 75th St New York, NY 10021	PF	20171121	Donald Moulds, Ph.D. 7/1/17 - 6/30/18. Commonwealth Fund Program Advisory Funds	\$ 50,000	no	see note above	\$ 48,852	Not required
7/11/2017	Board Grant	The Commonwealth Fund 1 E 75th St New York, NY 10021	PF	20171076	Robin Osborn, M.B.A. Harkness Fellowship 20th Anniversary Event	\$ 125,000	no	see note above	\$ 74,593	Not required
7/13/2017	Board Grant	The Commonwealth Fund 1 E 75th St New York, NY 10021	PF	20171075	Robin Osborn, M.B.A. 8/1/17 - 12/31/18. International Symposium on Health Care Policy, Fall 2018	\$ 365,000	no	see note above	\$ 441,984	Not required
11/18/2017	Board Grant	The Commonwealth Fund 1 E 75th St New York, NY 10021	PF	20181277	Tanya Shah, M.B.A., M.P.H. 1/1/18 - 12/31/18. Playbook Phase 3 Authorization: Activities to Improve Care for High-Need, High-Cost Patients	\$ 300,000	no	see note above	\$ 300,000	Not required
11/14/2017	Board Grant	The Commonwealth Fund 1 E 75th St New York, NY 10021	PF	20181376	David Radley, Ph.D., M.P.H. 1/1/18 - 12/31/18. Authorization to Support Acquisition of Scorecard Data from External Sources, 2017/18	\$ 214,166	no	see note above	\$ 198,028	Not required
4/10/2018	Board Grant	The Commonwealth Fund 1 E 75th St New York, NY 10021	PF	20181212	Reginald Williams, II. 4/15/18 - 10/14/20. Harkness Fellowships in Health Care Policy and Practice, 2019-20	\$ 1,486,675	no	see note above	\$ 1,666,234	Not required
6/30/2018	Small Grant	The Commonwealth Fund 1 E 75th St New York, NY 10021	PF	20181932	Donald Moulds, Ph.D. Commonwealth Fund Program Advisory Funds, 2018-19	\$ 50,000	no	see note above	\$ 50,000	Not required

The following self-administered grants and authorizations are technically awards or authorizations to the Commonwealth Fund, a private foundation, and are therefore included in the Expenditure Responsibility Statement.

NOTE: For each of these self-administered grants and authorizations, awards, activities, payments and balances are reviewed and reconciled quarterly by the Commonwealth Fund Senior Director, Finance, program officers, and grants management office, which satisfies the reporting requirements for these projects.

Appropriation Date	Fund	Institution	Foundation Status of Recipient	Grant No.	Project Director and Description	Award Amount	Any Diversion By Grantee	Dates of Reports by Grantee	Amount Spent by Grantee During FY or Grant Period	Dates and Results of Verification
6/30/2018	Small Grant	The Commonwealth Fund 1 E 75th St New York, NY 10021	PF	20181940	Kathleen Regan. 2018-19 Small Grants for Galas and General Operating Support	\$ 25,000	no	see note above	\$ 24,000	Not required
7/10/2018	Intermediate Grant	The Commonwealth Fund 1 E 75th St New York, NY 10021	PF	20181902	Michelle Doty, Ph.D. 7/15/18 - 7/14/19. Authorization to support Program Evaluation	\$ 100,000	no	see note above	\$ 95,152	Not required
4/5/2019	Board Grant	The Commonwealth Fund 1 E 75th St New York, NY 10021	PF	20192279	Eric Schneider, M.D., M.Sc. 4/15/19 - 4/14/20. Authorization, Health Care In America Year 2	\$ 500,000	no	see note above	\$ 487,718	Not required
4/5/2019	Board Grant	The Commonwealth Fund 1 E 75th St New York, NY 10021	PF	20192104	Reginald Williams, II. 4/15/19 - 10/14/21. Harkness Fellowships in Health Care Policy and Practice, 2020-21	\$ 1,250,242	no	see note above	\$ 177,980	Not required
8/23/2019	Intermediate Grant	The Commonwealth Fund 1 E 75th St New York, NY 10021	PF	20202444	Kathleen Regan. 9/1/19 - 6/30/20. General Support and Membership Grants	\$ 117,900	no	see note above	\$ 117,900	Not required
9/12/2019	Small Grant	The Commonwealth Fund 1 E 75th St New York, NY 10021	PF	20202517	Kathleen Regan. Authorization for Gala and General Support Awards, 2019-20	\$ 50,000	no	see note above	\$ 49,700	Not required
11/12/2019	Board Grant	The Commonwealth Fund 1 E 75th St New York, NY 10021	PF	20202495	Laurie Zephyrin, M.D., M.P.H., M.B.A. 11/15/19 - 12/31/20. Symposium for Harvard and Yale Minority Health Policy and Leadership Fellows	\$ 200,000	no	see note above	\$ -	Not required

The following self-administered grants and authorizations are technically awards or authorizations to the Commonwealth Fund, a private foundation, and are therefore included in the Expenditure Responsibility Statement.

NOTE: For each of these self-administered grants and authorizations, awards, activities, payments and balances are reviewed and reconciled quarterly by the Commonwealth Fund Senior Director, Finance, program officers, and grants management office, which satisfies the reporting requirements for these projects.

Appropriation Date	Fund	Institution	Foundation Status of Recipient	Grant No.	Project Director and Description	Award Amount	Any Diversion By Grantee	Dates of Reports by Grantee	Amount Spent by Grantee During FY or Grant Period	Dates and Results of Verification
11/12/2019	Board Grant	The Commonwealth Fund 1 E 75th St New York, NY 10021	PF	20202505	Sara Collins, Ph.D. 11/15/19 - 11/14/20. Authorization to Support a Public Opinion Survey on Election-Year Health Issues	\$ 600,000	no	see note above	\$ 402,185	Not required
11/12/2019	Board Grant	The Commonwealth Fund 1 E 75th St New York, NY 10021	PF	20202508	Sara Collins, Ph.D. 1/1/20 - 8/30/21. Authorization to Support Acquisition of Scorecard Data from External Sources, 2020-2021	\$ 210,000	no	see note above	\$ 39,693	Not required
1/9/2020	Intermediate Grant	The Commonwealth Fund 1 E 75th St New York, NY 10021	PF	20202670	Elizabeth Fowler, J.D., Ph.D. 1/1/20 - 12/31/20. Commonwealth Fund Program Advisory Funds 2020	\$ 72,000	no	see note above	\$ 59,350	Not required
1/29/2020	Intermediate Grant	The Commonwealth Fund 1 E 75th St New York, NY 10021	PF	20202709	Rachel Nuzum 2/1/20 - 12/31/20. Kitchen Cabinet: Political and Policy Advising for the 2020 Election	\$ 150,000	no	see note above	\$ 75,000	Not required
4/13/2020	Board Grant	The Commonwealth Fund E 75th St New York, NY 10021	PF	20202716	Reginald Williams, II. 5/1/20 - 10/31/22. 2021-22 Harkness Fellowships in Health Care Policy and Practice	\$ 1,000,000	no	see note above	\$ -	Not required
4/13/2020	Board Grant	The Commonwealth Fund E 75th St New York, NY 10021	PF	20202715	Reginald Williams, II. 5/1/20 - 6/30/21. International Symposium on Health Care Policy, Fall 2020	\$ 400,000	no	see note above	\$ -	Not required

The following self-administered grants and authorizations are technically awards or authorizations to the Commonwealth Fund, a private foundation, and are therefore included in the Expenditure Responsibility Statement.

NOTE: For each of these self-administered grants and authorizations, awards, activities, payments and balances are reviewed and reconciled quarterly by the Commonwealth Fund Senior Director, Finance, program officers, and grants management office, which satisfies the reporting requirements for these projects.

Appropriation Date	Fund	Institution	Foundation Status of Recipient	Grant No.	Project Director and Description	Award Amount	Any Diversion By Grantee	Dates of Reports by Grantee	Amount Spent by Grantee During FY or Grant Period	Dates and Results of Verification
5/20/2020	Small Grant	The Commonwealth Fund 1 E 75th St New York, NY 10021	PF	20202830	Gretchen Jacobson, Ph.D. 5/25/20 - 7/3/20 . Study Series on Issues for Medicare Beneficiaries That Have Been Amplified During the COVID-19 Pandemic	\$ 39,900	no	see note above	\$ 19,900	Not required
6/11/2020	Intermediate Grant	The Commonwealth Fund 1 E 75th St New York, NY 10021	PF	20202858	Akeisa Coleman, M.S.W. 6/1/20 - 11/30/20 . Medicaid RFP Authorization	\$ 150,000	no	see note above	\$ -	Not required
6/19/2020	Board Grant	The Commonwealth Fund 1 E 75th St New York, NY 10021	PF	20202883	Elizabeth Fowler, J.D., Ph.D. 6/15/20 - 6/14/21 . COVID-19 Response Fund	\$ 1,500,000	no	see note above	\$ 89,949	Not required