

# Court Services and Offender Supervision Agency for the District of Columbia



## **FY 2020 Agency Financial Report**

November 18, 2020

## **Introduction**

The Reports Consolidation Act of 2000 (P.L. 106-531) authorizes Federal agencies to combine required financial, performance and management assurance reports into one submission to improve the efficiency of agency reporting and to provide information to stakeholders in a more meaningful, useful format. The Court Services and Offender Supervision Agency's (CSOSA's) FY 2020 Agency Financial Report (AFR) provides fiscal and selected high-level performance results that enable the President, Congress and the American people to assess our accountability and accomplishments for the reporting period of October 1, 2019 through September 30, 2020. There are three major sections to this AFR:

### **Section I: Management's Discussion and Analysis (MD&A)**

Contains information on CSOSA's mission, organizational structure, strategic goals and locations. Provides an overview of financial results, a high-level discussion of selected key program performance measures, and management assurances related to the Federal Managers' Financial Integrity Act (FMFIA) of 1982 and Federal Financial Management Improvement Act (FFMIA) of 1996.

### **Section II: Financial Section**

Provides CSOSA's FY 2020 audited financial statements and notes and the independent auditor's reports.

### **Section III: Other Information**

Contains Improper Payments Information Act (IPIA) of 2002, as amended by the Improper Payments Elimination and Recovery Act of 2010 (IPERA; Pub.L 111-204).

# Table of Contents

<i>Agency Head Message:</i> .....	4
<i>AFR Section I: Management’s Discussion and Analysis</i> .....	6
A. Background .....	6
B. CSOSA Organizational Structure .....	11
C. CSOSA Locations .....	12
D. Performance Goals, Objectives and Results.....	14
E. Key Performance Information .....	15
F. Analysis of Agency Financial Statements .....	28
G. Analysis of Systems, Controls, and Legal Compliance.....	29
H. Limitations of the Financial Statements .....	31
<i>AFR Section II: Financial Section</i> .....	32
A. Message from the Chief Financial Officer .....	32
B. FY 2020 Auditors’ Report.....	33
C. FY 2020 Financial Statements .....	42
D. Notes to the FY 2020 Financial Statements .....	46
<i>AFR Section III: Other Information</i> .....	55

## Agency Head Message:

I am proud to share with you the Court Services and Offender Supervision Agency's (CSOSA's) FY 2020 Agency Financial Report (AFR), as required OMB A-136, Financial Reporting Requirements. CSOSA was established under the National Capital Revitalization and Self-Government Improvement Act of 1997 (the Revitalization Act) to increase public safety, prevent crime, reduce recidivism, and support the fair administration of justice in the District of Columbia. With implementation of the Revitalization Act, the Federal government took on a unique, front-line role in the day-to-day public safety of everyone who lives, visits or works in the District of Columbia.

CSOSA was certified as an independent Executive Branch agency on August 4, 2000. CSOSA consists of two component programs, the Community Supervision Program (CSP), supervising adult offenders on probation, parole and supervised release, and the Pretrial Services Agency (PSA), supervising defendants on pretrial release. Pursuant to the Revitalization Act, PSA became an independent entity within CSOSA. Although CSP and PSA have distinct mandates and Strategic Plans our Strategic Goals provide common objectives of:

- Establishing strict accountability and preventing the population supervised by CSOSA from engaging in criminal activity, and
- Supporting the fair administration of justice by providing accurate information and meaningful recommendations to criminal justice decision-makers

CSOSA is committed to achieving our strategic goals and enhancing public safety. CSP strives to decrease recidivism among our offender population by continuing to develop, implement and evaluate effective evidence-based offender supervision programs and techniques. Though FY 2020 proved to be extremely challenging due to the COVID-19 pandemic and increased violent crime in the District of Columbia, CSP realized improvements in its offender revocation and successful supervision completion rates. These CSP performance improvements were affected by our law enforcement partners' pandemic-related operations changes but are also the result of CSP's focus on the highest-risk and highest-need offenders and employment of interventions that are effective at targeting criminogenic needs. PSA's drug testing and innovative supervision and treatment programs are regarded as models for the criminal justice system. PSA continues to improve its identification of defendants who pose a higher risk of pretrial failure, to enhance its supervision and oversight of these defendants, to expand services and support of persons with substance dependence and mental health needs, and to lead efforts in implementing drug testing strategies to keep pace with emerging drug use trends.

For FY 2020, CSOSA is issuing an AFR and will include our complete FY 2020 Annual Performance Report with our FY 2022 Congressional Budget Justification. The AFR is our principal report to the President, Congress and the American people on our management of the funds with which we have been entrusted; and we believe it demonstrates clearly our commitment to the effective stewardship of the public's money.

The financial and performance data reported in the FY 2020 AFR is reliable and complete. The fidelity of the reported data is evidenced by CSOSA having received unmodified (unqualified) opinions from our independent auditors since the Agency's inception. An unmodified audit opinion affirms that CSOSA's financial statement(s) were presented fairly in all material respects and in conformity with generally accepted accounting principles. CSOSA's FY 2020 internal evaluation concerning the adequacy of the Agency's management controls did not identify material control weaknesses. CSOSA's evaluation of our

financial management system determined compliance with Federal financial management systems requirements, accounting standards and the United States Standard General Ledger at the transaction level.

We are committed to managing CSOSA's resources in a transparent and accountable fashion as we carry out a mission that improves the lives of all people within the District of Columbia. Thank you for your interest in CSOSA's FY 2020 AFR.

**RICHARD** Digitally signed by  
**TISCHNER** RICHARD TISCHNER  
Date: 2020.11.18  
11:56:14 -05'00'

Richard S. Tischner  
Director  
November 18, 2020

# AFR Section I: Management's Discussion and Analysis

## A. Background

The Court Services and Offender Supervision Agency for the District of Columbia (CSOSA) was established by the National Capital Revitalization and Self-Government Improvement Act of 1997 (the Revitalization Act<sup>1</sup>). Following a three-year period of trusteeship, CSOSA was certified as an independent Executive Branch agency on August 4, 2000. CSOSA's mission is to increase public safety, prevent crime, reduce recidivism, and support the fair administration of justice in close collaboration with the community.

The Revitalization Act was designed to provide financial assistance to the District of Columbia by transferring full responsibility for several critical, front-line public safety functions to the Federal government. Three separate and disparately functioning entities of the District of Columbia government were reorganized into one federal agency, CSOSA. The new agency assumed its probation function from the D.C. Superior Court Adult Probation Division and its parole function from the D.C. Board of Parole. The Pretrial Services Agency for the District of Columbia (PSA), responsible for supervising adult defendants on pretrial release, became an independent entity within CSOSA and receives its funding as a separate line item in the CSOSA appropriation. On August 5, 1998, the parole determination function was transferred to the U.S. Parole Commission (USPC), and on August 4, 2000, the USPC assumed responsibility for parole and supervised release revocations and modifications with respect to felons. With implementation of the Revitalization Act, the Federal government took on a unique, front-line role in the day-to-day public safety of everyone who lives, visits or works in the District of Columbia.

CSOSA will include its FY 2020 Annual Performance Report with its FY 2022 Congressional Budget Justification and will post it on the CSOSA web site, located at [www.csosa.gov](http://www.csosa.gov), in early 2021.

The CSOSA appropriation is comprised of two component programs:

- The Community Supervision Program (CSP), and
- The Pretrial Services Agency for the District of Columbia (PSA).

CSP is responsible for the supervision of offenders on probation, parole or supervised release, as well as monitoring Civil Protection Orders and deferred sentencing agreements; PSA is responsible for supervising adults awaiting trial.

**Community Supervision Program (CSP):** CSP provides a range of supervision case management and related support services for adult offenders on probation, parole, and supervised release. These diverse services support CSOSA's commitment to public safety and crime reduction through the provision of timely and accurate information to judicial and paroling authorities and through the close supervision of offenders released to the community.

In FY 2020, CSP supervised just under 9,000 offenders on any given day and 11,837 different offenders over the course of the year. There were 3,169 offenders who entered CSP supervision in FY 2020; 2,126 men and women sentenced to probation by the Superior Court of the District of Columbia (to include Deferred Sentencing Agreements and Civil Protection Orders) and 1,043 individuals on parole or supervised release who were released from incarceration in a BOP facility. Parolees committed their

---

<sup>1</sup> Public Law 105-33, Title XI

offense prior to August 5, 2000 and serve a portion of their sentence in prison before they are eligible for parole at the discretion of the USPC. Supervised release offenders committed their offense on or after August 5, 2000 and serve a minimum of 85 percent of their sentence in prison and the balance under CSP supervision in the community.

Offenders are typically expected to remain under CSP supervision for the following durations<sup>2</sup>:

Probation:	22 to 23 months;
Parole:	12 to 19 years;
Supervised Release:	41 to 43 months;
DSA:	10 to 11 months; and
CPO:	12 to 16 months

CSP's challenge in effectively supervising our offender population is substantial. Many offenders under CSP supervision have substance abuse and/or mental health issues, do not have a high school diploma or GED, lack stable housing and family relationships, and are unemployed.

To monitor how well the agency is achieving its mission, CSP established one outcome indicator and one outcome-oriented performance goal related to public safety:

1. Decreasing recidivism among the supervised offender population, and
2. Successful completion of supervision.

Revocation to incarceration of CSP offenders results from multiple factors and is an outcome of a supervision process that seeks to balance public safety with supporting offender reintegration. CSP strives to decrease revocations (and, overall, recidivism) by continuing to develop, implement and evaluate effective offender supervision programs and techniques.

Data show that although there has been some fluctuation throughout the years in revocations by supervision type, the overall percentage of CSP's Total Supervised Population revoked to incarceration has been steadily decreasing since FY 2006. There were slight increases in revocation rates among all supervision types in FY 2016 and more moderate increases in FY 2017, resulting in an overall revocation rate that was just under 10 percent. From FY 2017 to FY 2019, the overall revocation rate decreased slightly with a more significant decrease of more than two percentage points in FY 2020. While the overall revocation rate had been trending downward over the past several years, the considerable decreases in revocation rates among supervised releasees and probationers in FY 2020 is likely, at least in part, due to the result of limited operations at the Superior Court of the District of Columbia (DCSC) and the USPC during the COVID-19 pandemic.

---

<sup>2</sup> Values represent the 95% confidence interval around the average length of sentence for the CSP's FY 2020 Total Supervised Population. Life sentences have been excluded and, where applicable, extensions to the original sentence are taken into consideration in the calculation

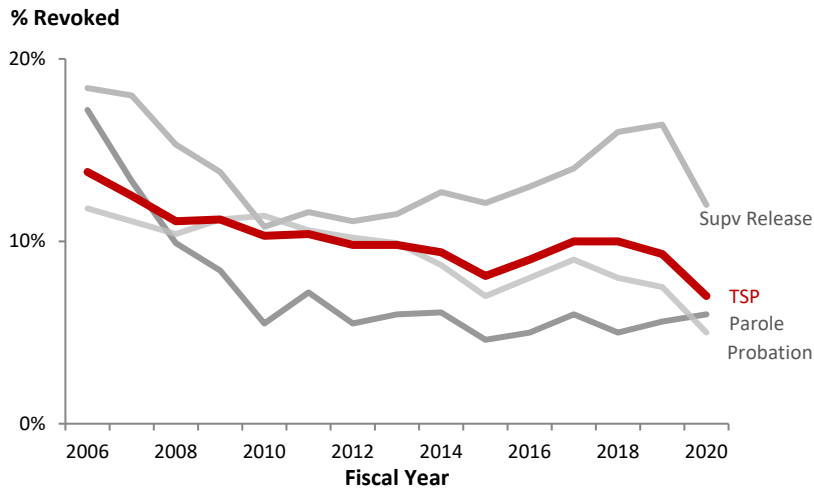
**CSP Total Supervised Population Revoked to Incarceration<sup>1</sup>, by Supervision Type, FYs 2006–2020<sup>2</sup>**

FY	Parole			Supervised Release			Probation <sup>3</sup>			Total		
	N	% Change	% Revoked	N	% Change	% Revoked	N	% Change	% Revoked	N	% Change	% Revoked
2006	5,852		17.2	2,508		18.4	16,345		11.8	24,705		13.8
2007	5,053	-13.7	13.3	3,444	37.3	18.0	16,181	-1.0	11.1	24,678	-0.1	12.5
2008	4,465	-11.6	9.9	4,116	19.5	15.3	16,130	-0.3	10.4	24,711	0.1	11.1
2009	4,177	-6.5	8.4	4,591	11.5	13.8	16,018	-0.7	11.2	24,786	0.3	11.2
2010	4,009	-4.0	5.5	4,943	7.7	10.8	16,257	1.5	11.4	25,209	1.7	10.3
2011	3,413	-14.9	7.2	5,213	5.5	11.6	16,185	-0.4	10.6	24,811	-1.6	10.4
2012	3,060	-10.3	5.5	5,350	2.6	11.1	16,087	-0.6	10.2	24,497	-1.3	9.8
2013	2,716	-11.2	6.0	5,338	-0.2	11.5	15,011	-6.7	9.9	23,065	-5.8	9.8
2014	2,340	-13.8	6.1	5,166	-3.2	12.7	13,357	-11.0	8.7	20,863	-9.5	9.4
2015	1,934	-17.4	4.6	4,857	-6.0	12.1	11,636	-12.9	7.0	18,427	-11.7	8.1
2016	1,659	-14.2	4.8	4,394	-9.5	12.3	10,943	-6.0	7.6	16,996	-7.8	8.5
2017	1,448	-12.7	6.0	3,932	-10.5	14.1	11,027	0.8	8.7	16,407	-3.5	9.8
2018	1,266	-12.6	5.4	3,563	-9.4	15.9	10,905	-1.1	8.0	15,734	-4.1	9.6
2019	1,173	-7.3	5.5	3,236	-9.2	16.5	10,421	-4.4	7.5	14,830	-5.7	9.3
2020	1,093	-6.8	5.9	2,743	-15.2	12.3	8,001	-23.2	5.1	11,837	-20.2	6.9

<sup>1</sup> Revocation (incarceration) data excludes a small number of cases that were closed and revoked but the offender was not incarcerated.

<sup>2</sup> Data for FY 2020 are preliminary.

<sup>3</sup> Probation also includes Civil Protection Order (CPO) and Deferred Sentencing Agreement (DSA) cases.



Although CSP strives to reduce recidivism and address offenders’ criminogenic needs while they are in the community, it is equally important for us to protect public safety by recognizing and responding when offenders are non-compliant with supervision. CSP views its ability to stabilize the revocation rate among re-entrants (e.g., parole and supervised release) over the past year, while continuing to mitigate threats to public safety, as a significant strategic accomplishment. We believe our evidence-based approach of focusing resources on the highest-risk offenders contributes significantly to reducing recidivism. It will be important moving forward to develop other measures of recidivism to show the impact of our strategies. CSP also monitors the manner in which supervision cases close each year. Cases that close successfully are defined by CSP as those that expire/terminate satisfactorily, expire/terminate unsatisfactorily, are returned to their sending jurisdiction in compliance, or are transferred to U.S. Probation. Cases that close unsuccessfully are those that are revoked to incarceration, revoked unsatisfactorily, returned to their sending jurisdiction out of compliance, are pending USPC institutional hearing, or the offender has been



deported. Cases that close for administrative reasons or death are classified as ‘Other;’ and are considered neither successful nor unsuccessful. These definitions are consistent with how releasing authorities define successful and unsuccessful cases.

Following a notable decrease in the percentage of successful completions from FY 2016 to FY 2017, our successful completion rate has steadily increased over the past three years. In FY 2020, a total of 5,863 CSP supervision cases closed: 4,354 probation/DSA/CPO cases, 1,116 supervised release cases, and 393 parole cases. The table below shows that 4,177 (71.2 percent) of these case closures represented successful completions of supervision. We believe our evidence-based strategy of focusing increasing resources on the highest-risk offenders positively impacted our successful completion rate.

Similar to previous years, a higher percentage of probation cases completed successfully (77.1 percent) compared to parole/supervised release cases (52.2 percent). This demonstrates a need for us to continue focusing resources on those offenders released from incarceration that present with high risk and high needs. While the percentage of probation cases closing successfully has been increasing since FY 2017, parole cases demonstrated steady decreases in successful completions since FY 2018, with success rates for that group dropping by seven percentage points over the past two years. On the other hand, the percentage of successful supervised release cases, which remained steady from FY 2018 to FY 2019, increased by nearly 14 percentage points over the last year.

Five percent of cases that closed in FY 2020 were closed administratively or due to death.

**Supervision Completions<sup>1</sup> by Supervision Type, FYs 2016 – 2020 <sup>2</sup>**

Supervision Type	FY 2016		FY 2017		FY 2018		FY 2019		FY 2020	
	N	%	N	%	N	%	N	%	N	%
Probation	5,637	71.7%	5,615	68.2%	5,297	70.1%	5,503	72.1%	4,091	77.1%
Parole	643	60.8%	577	57.7%	449	57.7%	424	54.0%	393	50.6%
Supervised Release	1,969	43.9%	1,763	42.6%	1,624	39.3%	1,563	39.2%	1,116	52.8%
DSA	327	76.5%	314	75.8%	269	77.7%	234	79.5%	139	84.2%
CPO	408	78.7%	298	87.6%	317	91.8%	260	91.9%	124	93.5%
<b>Total</b>	<b>8,984</b>	<b>65.3%</b>	<b>8,567</b>	<b>63.2%</b>	<b>7,956</b>	<b>64.2%</b>	<b>7,984</b>	<b>65.6%</b>	<b>5,863</b>	<b>71.2%</b>

<sup>1</sup> Data reflects supervision cases, not offenders supervised. Within-group percentages do not equal 100 due to cases closing administratively or due to death.

<sup>2</sup> Data for FY 2020 are preliminary.

<sup>3</sup> Probation also includes Civil Protection Order (CPO) and Deferred Sentencing Agreement (DSA) cases.

**Pretrial Services Agency (PSA):** The mission of the Pretrial Services Agency for the District of Columbia (PSA) is to promote pretrial justice and enhance community safety. In fulfilling this mission, PSA assists judicial officers in both the DCSC and the United States District Court for the District of Columbia (USDC) by conducting a risk assessment for every arrested person who will be presented in court, identifying detention eligibility and formulating release recommendations, as appropriate, based upon the arrestee’s demographic information, criminal history, and substance use and/or mental health information. For defendants who are placed on conditional release pending trial, PSA provides supervision and treatment services intended to reasonably assure that they return to court and do not engage in criminal activity pending their trial and/or sentencing.

The District of Columbia (DC or District) operates an “in or out” bail system that promotes open and transparent decisions about release or detention. The foundation of this system is the DC bail statute, which includes a presumption in favor of pretrial release for all non-capital defendants, emphasizes the use of least restrictive release conditions for eligible defendants, provides an option of preventive detention for those who pose an unacceptable risk to the community, and limits the use of money-based detention. PSA employs evidence-based practices to help judicial officers in the District of Columbia local and Federal courts make appropriate and effective bail decisions.

PSA’s efforts focus on creating a customer-centric culture that meets the needs of the judges, protects the rights of defendants and remains cognizant of the Agency’s responsibility to the DC community. The result is enhanced public safety, a fairer and more effective system of release and detention and judicious use of jail resources.

In March 2020, PSA began responding to the COVID-19 pandemic by altering its operations to enforce social distancing measures necessary to slow the spread of the virus. Overall, the number of arrests has decreased, but the number of cases assigned to PSA supervision, court case processing times and the number of days defendants remain on release and under PSA supervision have all increased. In addition, the judicial decision-making process supporting defendant release and detention is also affected by COVID-19, resulting in the release to PSA supervision of some defendants who were previously detained under DC’s preventive detention statute, as well as other defendants who are eligible for preventive detention and would otherwise have been held.

**The following reflects PSA’s COVID-19 posture:** During the first three quarters in FY 2020<sup>3</sup>, PSA supervised over 8,900 defendants on pretrial release, which corresponds to an average of 3,543 defendants on any given day. PSA served an additional 16,800 defendants by providing services such as court date notification and criminal history checks for persons who were released on citation or personal recognizance, or whose charges were dismissed. Overall, PSA served more than 25,700 defendants during this period. The vast majority of defendants are awaiting trial in DCSC, with a smaller number awaiting trial in USDC. PSA’s current caseloads include individuals being supervised on a full range of charges, from misdemeanor property offenses to felony murder. On average, defendants remain under supervision for 108 days. During this period, PSA administers evidence-based and data-informed risk assessments and supervision practices that are designed to identify factors related to pretrial misconduct and maximize the likelihood of arrest-free behavior and court appearance during the pretrial period.

---

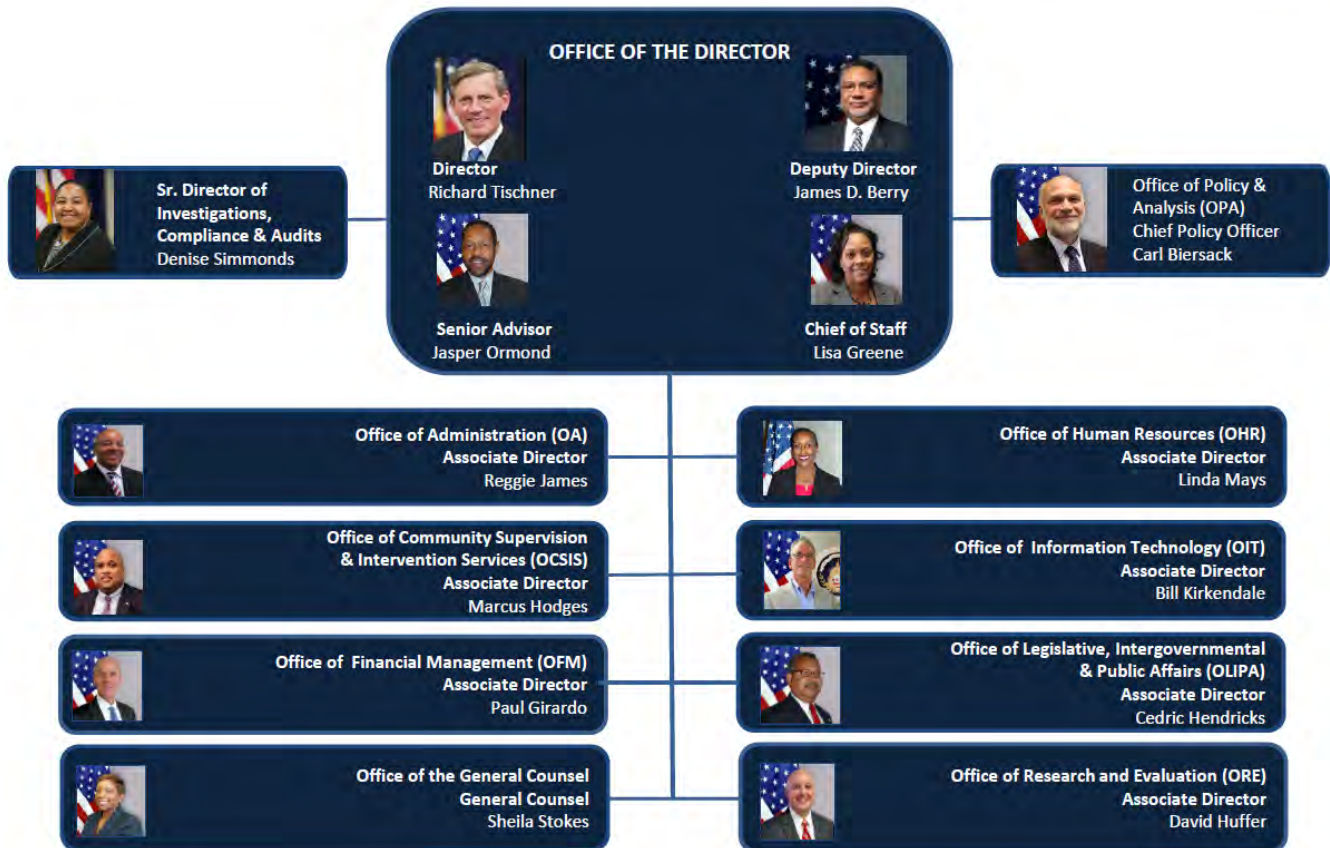
<sup>3</sup> Fourth quarter data will be available after November 16, 2020.

## B. CSOSA Organizational Structure

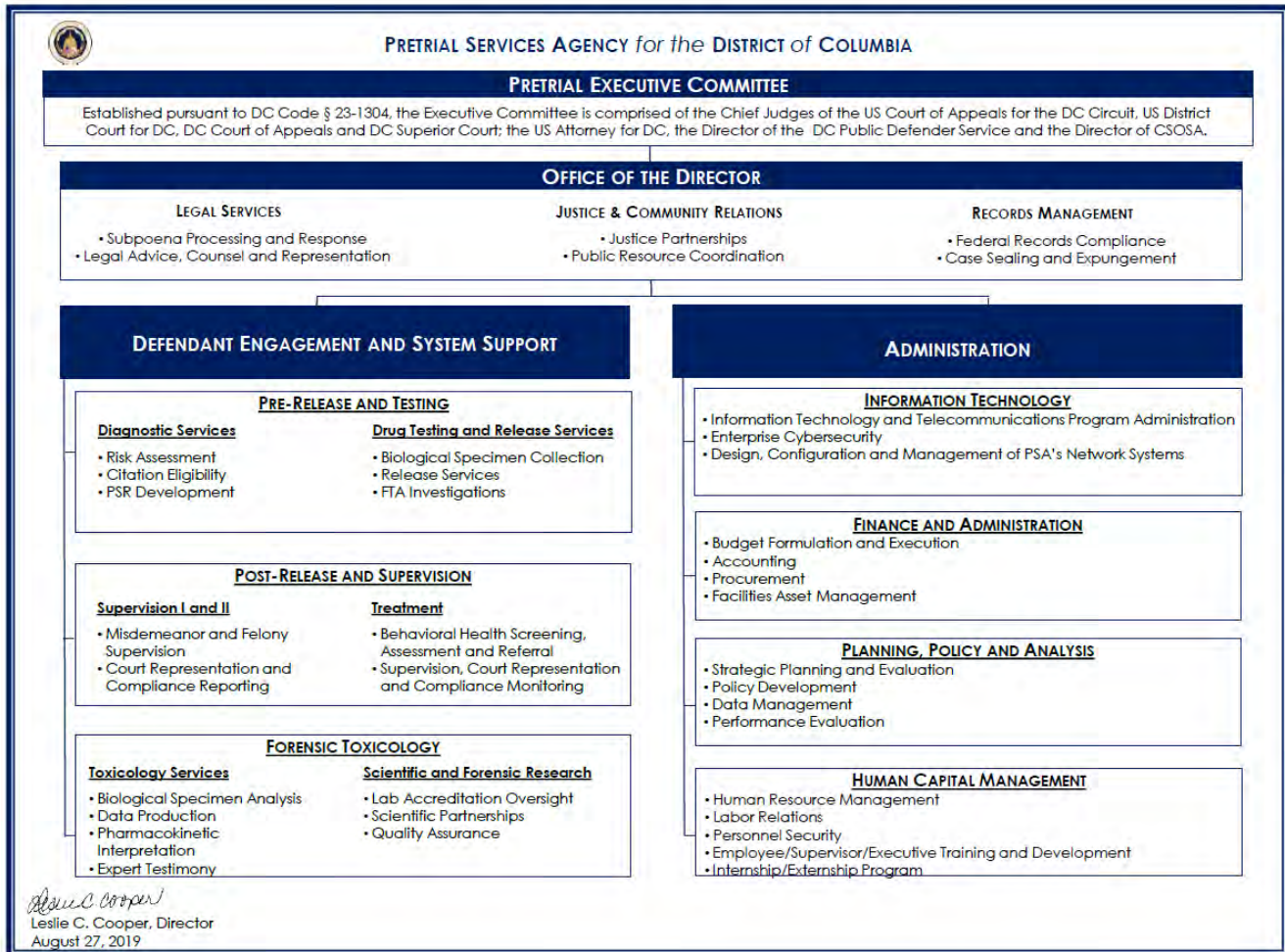
The organizational structure of CSOSA’s Community Supervision Program is shown below:

LEADERSHIP Organizational Chart

9.15.20



The Pretrial Service Agency’s organizational structure is shown below:



### C. CSOSA Locations

CSOSA (CSP/PSA) occupies thirteen (13) total locations in the District of Columbia, including two (2) locations shared by CSP and PSA.

CSOSA’s headquarters is located at 633 Indiana Avenue, NW, Washington, D.C. CSOSA is working with the General Services Administration (GSA) to find replacement space for this location due to lease expiration.

**CSP:** In FY 2020, CSP operates nine (9) total locations throughout the city. CSP’s program model emphasizes decentralizing supervision from a single headquarters office to the neighborhoods where offenders live and work. By doing so, Community Supervision Officers maintain a more active, visible and accessible community presence, collaborating with neighborhood police in the various Police Service Areas, as well as spending more of their time conducting home visits, work site visits, and other activities that make community supervision a visible partner in public safety. Continued real estate development in the District, however, creates challenges for CSP in obtaining and maintaining space for offender supervision operations.

In addition to CSOSA’s headquarters relocation project, CSP is in the midst of a multi-year project with GSA to replace our 910 Rhode Island Avenue, NE, field unit. The lease for this location expires January 2021 and we are working with GSA to find replacement space to maintain our presence in the NE quadrant

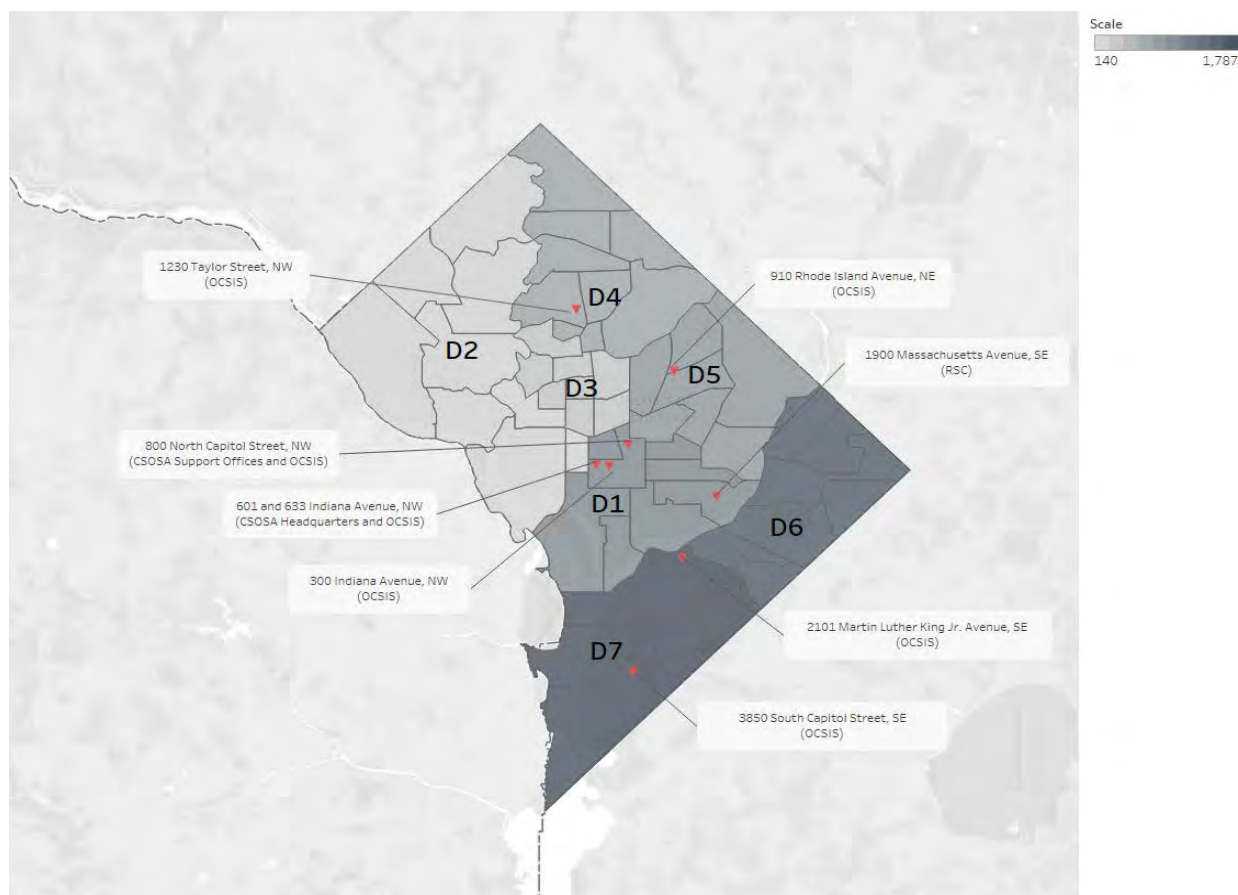


of the city. CSP operates our residential treatment and sanctions facility, the Re-entry and Sanctions Center, at 1900 Massachusetts Avenue, SE. CSP's lease for this location expires September 2024 and we have begun planning to relocate this critical, residential, public safety program, which is operational 24 hours a day, seven days a week.

CSP continues to maintain a limited presence co-located with the D.C. Metropolitan Police Department at 300 Indiana Avenue, NW, for our Offender Monitoring and Compliance Unit.

As part of our on-going GSA space replacement and reduction project, CSP ended occupancy at our 1418 Good Hope Road, SE and 4923 E. Capitol Street, SE, locations in May 2017. In addition, CSP relocated from our 25 K Street, NE, location in September 2017 and ended occupancy at our 4415 S. Capitol Street, SE, location in FY 2020. As a result, CSP experienced a space reduction of over 62,000 Rentable Square Feet (RSF) between FYs 2017 and 2020 with larger reductions possible with CSOSA's planned headquarters relocation.

### **CSP Office Locations and Offender Residences (August 2020):**



**PSA:** PSA operations are located at six locations in the downtown area, including: (1) DCSC building located at 500 Indiana Avenue for defendant interviews and risk assessments, court support, and specimen collection; (2) Elijah Barrett Prettyman building (U.S. District Court) located at 333 Constitution Avenue for federal defendant interviews, risk assessments, and court support; (3) 633 Indiana Avenue, which

houses its Headquarters office, supervision and treatment programs; (4) 601 Indiana Avenue for supervision and treatment programs; (5) 1025 F Street for training and information technology; and (6) 90 K Street, NE, which houses its drug testing laboratory.

## **D. Performance Goals, Objectives and Results**

CSOSA's mission is to increase public safety, prevent crime, reduce recidivism, and support the fair administration of justice in close collaboration with the community. CSOSA's functions of effective supervision for pretrial defendants and convicted offenders, along with effective service to the courts and paroling authority, are critical to public safety. Although CSP and PSA have two distinct mandates and Strategic Plans, our Strategic Goals provide common objectives for the Agency's management and operations.

### CSP Strategic Goals:

**Strategic Goal 1:** Reduce Recidivism by Targeting Criminogenic Risk and Needs Using Innovative and Evidence-Based Strategies.

**Strategic Goal 2:** Integrate Offenders into the Community by Connecting Them with Resources and Interventions.

**Strategic Goal 3:** Strengthen and Promote Accountability by Ensuring Offender Compliance and Cultivating a Culture of Continuous Measurement and Improvement.

**Strategic Goal 4:** Support the Fair Administration of Justice by Providing Timely and Accurate Information to Decision-Makers.

### PSA Strategic Goals:

**Strategic Goal 1:** Judicial Concurrence with PSA Recommendations

**Strategic Goal 2:** Continued Pretrial Release

**Strategic Goal 3:** Minimize Re-Arrests

**Strategic Goal 4:** Maximize Court Appearance

These Strategic Goals are the foundation for CSOSA's structure and operations, as well as the Agency's plans for allocating resources, measuring performance, and achieving outcomes. In terms of both day-to-day operations and long-term performance goals, these strategic objectives are fundamental to CSOSA's efforts.

## E. Key Performance Information

### *Community Supervision Program*

CSOSA's Community Supervision Program (CSP) has defined offender *Rearrest* and offender *Drug Use* as the two intermediate outcome performance indicators most closely linked to our public safety mission. CSP's FY 2020 Annual Performance Report, reporting on all agency performance measures, will be included in the FY 2022 Congressional Budget Justification to be submitted in early 2021.

### Strategies and Resources

CSP employs a number of evidence-based strategies, consistent with its program model, to achieve its performance outcomes. The strategies are organized under four Strategic Goals that support the Agency's mission and drive the allocation of resources.

#### **STRATEGIC GOAL 1: Reduce Recidivism by Targeting Criminogenic Risk and Needs Using Innovative and Evidence-Based Strategies**

In FY 2020, 3,169 offenders entered CSP supervision; an approximate 41 percent decrease from the 5,372 offenders who entered supervision in FY 2019. The majority of the decrease in intakes is from probationers. Reductions in activities at both DCSC and the USPC as a result of the COVID-19 pandemic largely impacted the rate of offender entries this fiscal year, CSP expects to see increases in supervision entries as releasing authorities resume regular operations.

Effective supervision begins with comprehensive knowledge of the offender. An initial risk and needs assessment provides a basis for risk classification and identification of the offender's specific needs. An individual offender's risk to public safety is measurable based on particular attributes that are predictive of future behavior while the offender is under supervision. The risk factors are either static or dynamic in nature. Static factors are fixed conditions (e.g., age, number of prior convictions). While static factors can, to some extent, predict recidivism, they cannot be changed. However, dynamic factors can be influenced by interventions and are, therefore, important in determining the offender's level of risk and needs. These factors include patterns of thinking about criminality and authority, attitudes and associations, community and social networks, substance abuse, educational status, and employability. If positive changes occur in these areas, the likelihood of recidivism is reduced.

CSP's classification system consists of a comprehensive risk and needs assessment that results in a recommended level of supervision and development of an individualized supervision plan that is designed to address the offender's risk and needs. CSP uses several assessment instruments to identify risk and needs, to include a comprehensive screening instrument, the **Auto Screener**, and an immediate risk assessment tool, the **Triage Screener**. In FY 2019, the Agency procured the **Dynamic Risk Assessment for Offender Re-entry (DRAOR)** as another assessment tool that can be used throughout the supervision term to aid in identifying changing factors that impact risk and need.

The Auto Screener is a fourth generation assessment tool with questions covering the eight criminogenic needs domains, as well as some stabilization factors, and addresses both static and dynamic indicators of

risk and need.<sup>4</sup> Because an Auto Screener assessment requires extensive investigation, developing rapport with the offender and a home verification; it may not be completed until approximately the fifth week of supervision. As a remedy, CSP developed and implemented a screener aimed at informing immediate, risk-anticipated, custodial decisions. Deployed in July 2018, the Triage Screener provides an appropriate supervision level on the first day of supervision, is derived exclusively from existing administrative records, and does not require an offender interview. Because this tool distinguishes high- from low-risk offenders at the start of supervision, the Agency is able to direct resources to those posing a greater risk to public safety immediately. Offenders are supervised at the level resulting from the Triage Screener until the full Auto Screener assessment is completed.

Despite the decrease in the number of offenders supervised by CSP, the number and percentage of supervised offenders assessed at the highest risk levels has increased. Of the 7,321 total supervised offenders as of September 30, 2020, 3,982 (54.4 percent) were assessed at the highest risk levels (intensive & maximum) which is an increase above the number and percentage of highest risk offenders supervised on September 30, 2018 (2,396 and 24.8 percent, respectively). Highest-risk offenders require additional supervision and intervention resources to ensure public safety.

### CSP Supervised Offenders by Supervision Level as of September 30th, 2018–2020

Supervision Level	FY 2018		FY 2019		FY 2020	
	N	%	N	%	N	%
Intensive	564	5.8%	1,258	14.1%	1,683	23.0%
Maximum	1,832	18.9%	3,032	34.1%	2,299	31.4%
Medium	1,531	15.8%	2,290	25.7%	1,785	24.4%
Minimum	1,977	20.4%	1,932	21.7%	1,279	17.5%
TBD <sup>1</sup>	47	0.5%	179	2.0%	140	1.9%
NA <sup>2</sup>	12	0.1%	209	2.3%	135	1.8%
Total Eligible Offenders <sup>3</sup>	5,963	61.7%	NA		NA	
Total Ineligible Offenders <sup>4</sup>	3,706	38.3%	NA		NA	
<b>Total Supervised</b>	<b>9,669</b>		<b>8,900</b>		<b>7,321</b>	

<sup>1</sup> Offenders in To Be Determined (TBD) status are eligible for an Auto Screener assessment, but have not yet had one completed. Offenders in this status are supervised by CSP at the Maximum supervision level until their assessment has been completed.

<sup>2</sup> Auto screener assessments are not required for misdemeanants residing outside of DC who are supervised primarily by mail. If an offender does not require an assessment, his/her risk level remains as “NA”.

<sup>3</sup> In FYs 2017 and 2018, offenders were considered “eligible” for an Auto Screener assessment if they are in any Active supervision status OR in any of the following Monitored supervision statuses: Monitored–Halfway Back, Monitored–Hospitalization, Monitored–In Residential Treatment, Monitored–Long Term Care, Monitored–RSC, Monitored–RSAT, or Monitored–In SRTP. In FY 2019, CSP integrated results from its triage screener, which assigns an initial risk level to offenders the day after case assignment based on administrative records. There are still a small percentage of offenders for whom records are not available and are supervised at the TBD level until a full Auto Screener is completed.

<sup>4</sup> In FYs 2017 and 2018, offenders were considered “ineligible,” or unavailable, for an Auto Screener assessment if they are in any Warrant supervision status OR in any of the following Monitored supervision statuses: Monitored–AVR Submitted & Decision Pending, Monitored–Confined, Monitored–Detainer, Monitored–Deported, Monitored–Inactive Parole, Monitored–Interstate CompactOut, Monitored–NonTransferable, Monitored–Pending Release, Monitored–Split Sentence, Monitored–Unsupervised Probation, or Monitored–Pending Death Verification

<sup>4</sup> Fourth generation assessment tools include items related to criminal history and other static factors, as well as dynamic factors—such as employment, peer groups, and family relationships—that may change over time. These instruments also integrate systematic intervention and monitoring with the assessment of a broader range of offender risk factors and other personal factors important to treatment (Andrews, Bonta & Wormith, 2006).



A critical factor in CSP's success in reducing the crime rate is its ability to introduce an accountability structure into the supervision process and to provide swift responses to non-compliant behavior. Individuals under supervision must enter into an **Accountability Contract**, a written acknowledgement of their responsibilities and consequences of community supervision under probation, parole, or supervised release, as granted by the DCSC or the USPC.

**Strategic Goal 2: Integrate Offenders into the Community by Connecting Them with Resources and Interventions.** Establishing effective partnerships with faith-based institutions and community organizations helps to facilitate and enhance the delivery of reintegration services to offenders in the community. CSP's Intergovernmental and Community Affairs Specialists (ICAS) are mobilizing the community, identifying needs and resources, building support for our programs, and establishing relationships with local law enforcement and human services agencies, as well as the faith-based community, businesses, and non-profit organizations. These efforts, formalized in Community Justice Partnerships, Community Justice Advisory Networks (CJANs) and the CSP/Faith-Based Community Partnership, enhance offender supervision, increase community awareness and acceptance of CSP's work, and increase the number of jobs and services available to offenders.

**Strategic Goal 3: Strengthen and Promote Accountability by Ensuring Offender Compliance and Cultivating a Culture of Continuous Measurement and Improvement.** Close supervision in the community is the basis of effective offender management. Offenders must know that the system is serious about enforcing compliance with the conditions of their release, and that violating those conditions will bring swift and certain consequences.

One of the most important components of effective offender supervision is **caseload size**. Prior to the Revitalization Act, caseload ratios were over 100 offenders for each officer, far in excess of those recommended by nationally recognized standards and best practices. Caseload ratios of this magnitude made it extremely difficult for CSOs to acquire thorough knowledge of the offender's behavior and associations in the community, and to apply supervision interventions and swift sanctions. With resources received in prior fiscal years, CSP made great progress in reducing CSO caseloads to more manageable levels, as described below.

On September 30, 2020, CSP supervised 7,321 total offenders, including 4,479 on probation/DSA/CPO and 2,842 offenders on supervised release or parole. The total number of offenders supervised on September 30, 2020 represents an 18 percent decrease from the number of offenders supervised on September 30, 2019 (8,900). The main factor contributing to this caseload reduction is that, due to the COVID-19 pandemic, operations at the DCSC and the USPC were temporarily reduced resulting in approximately 40 percent fewer offender entries in FY 2020 compared to FY 2019. CSP anticipates increases in offender entries and caseloads in FY 2021.

**CSP Supervised Offenders by Supervision Type as of September 30th, 2018–2020 <sup>1</sup>**

Supervision Type	September 2018		September 2019		September 2020	
	N	%	N	%	N	%
Probation	5,926	61.3%	5,591	62.8%	4,240	57.9%
Parole	950	9.8%	884	9.9%	835	11.4%
Supervised Release	2,382	24.6%	2,098	23.6%	2,007	27.4%
DSA	201	2.1%	182	2.0%	143	2.0%
CPO	210	2.2%	145	1.6%	96	1.3%
<b>Total</b>	<b>9,669</b>	<b>100.0%</b>	<b>8,900</b>	<b>100.0%</b>	<b>7,321</b>	<b>100.0%</b>

<sup>1</sup> Data for FY 2020 are preliminary.

On September 30, 2020, the average number of supervision cases per on-board supervision CSO employee was 39.1 offenders.

**CSP Total Supervision Caseload Ratios on September 30<sup>th</sup>, 2018–2020**

Fiscal Year	Total Supervised Offenders as of September 30 <sup>th</sup>	On-Board Supervision CSOs <sup>1</sup>	On-Board CSO Caseload Ratio
2018	9,669	212	45.6:1
2019	8,900	207	43.0:1
2020	7,321	187	39.1:1

<sup>1</sup> Note: Additional CSO positions perform diagnostic and investigative functions.

CSP standardizes caseloads by offender risk, supervision status and time on supervision (i.e., new cases). This process resulted in the re-allocation of resources to specialized supervision teams. Since FY 2018, CSP realigned existing supervision resources to create seven (7) new High Intensity Supervision Teams (HISTs) performing close supervision of our highest-risk offenders. The optimum supervision caseload ratio for HISTs is 25:1, or lower. As a result, increased supervision resources are provided to higher-risk offenders on specialized caseloads, such as HIST, behavioral health and sex offender teams. Offender caseload ratios for most of these specialized caseloads are 25 offenders per CSO, or lower. CSP and national standards propose that CSOs supervising specialized, high-risk cases supervise fewer than 50 offenders due to the intensive case management, standards of care and reporting requirements needed for these offenders.

In FY 2020, CSP’s Total Supervised Population (TSP) from October 1, 2019 through September 30, 2020, was 11,837 unique offenders. TSP includes all Probation, Parole, Supervised Release, Civil Protection Order, and Deferred Sentence Agreement offenders who were assigned to a Community Supervision Officer for at least one day within the reporting period. TSP is used by CSP as the basis for several performance goals. The FY 2020 TSP represents approximately a 20 percent decrease from the FY 2019 TSP (14,830).

**CSP Total Supervised Population (TSP) by Supervision Type, FYs 2018–2020 <sup>1</sup>**

<b>Supervision Type</b>	<b>FY 2018</b>		<b>FY 2019</b>		<b>FY 2020</b>	
	<b>N</b>	<b>%</b>	<b>N</b>	<b>%</b>	<b>N</b>	<b>%</b>
Probation	10,055	63.9%	9,754	65.8%	7,558	63.9%
Parole	1,266	8.0%	1,173	7.9%	1,093	9.2%
Supervised Release	3,563	22.6%	3,236	21.8%	2,743	23.2%
DSA	415	2.6%	361	2.4%	261	2.2%
CPO	435	2.8%	306	2.1%	182	1.5%
<b>TSP</b>	<b>15,734</b>	<b>100.0%</b>	<b>14,830</b>	<b>100.0%</b>	<b>11,837</b>	<b>100.0%</b>

<sup>1</sup> Data for FY 2020 are preliminary.

**Graduated sanctions** are implemented in response to offenders’ violations of conditions of release. Graduated sanctions are a critical element of CSP’s offender supervision model. From its inception, the Agency has worked closely with the releasing authorities (DCSC and USPC) to develop a range of graduated sanctioning options that CSOs can implement immediately in response to non-compliant behavior, without returning offenders to the releasing authority. A swift response to non-compliant behavior can restore compliance before the offender’s behavior escalates to include new crimes. Offender sanctions are defined in the Accountability Contract established with each offender at the start of supervision. Sanctions take into account both the severity of the non-compliance and the offender’s supervision level.

Examples of sanction options include:

- Increased frequency of drug testing and/or supervision contacts,
- Assignment to Community Service,
- Placement in a residential sanctions program (including the Re-entry and Sanctions Center), and
- Placement on Global Positioning System (GPS) monitoring.

If sanctions do not restore compliance, or the non-compliant behavior escalates, the CSO will inform the releasing authority by submitting an Alleged Violation Report (AVR). An AVR is automatically submitted in response to any new arrest.

GPS monitoring is an added supervision tool for CSOs that is used to enforce curfews and stay away orders, as well as to sanction non-compliant behavior. Offenders may be placed on GPS monitoring at the request of their supervision CSO and/or as directed by the releasing authority. As of September 30, 2019, there were 401 high-risk offenders subject to GPS monitoring. CSP shares offender GPS data with other law enforcement entities, including the D.C. Metropolitan Police Department (MPD), the U.S. Attorney’s Office and the U.S. Marshals Service (USMS).

**Drug testing** is an essential element of supervision and sanctions. Given that two-thirds of the supervised population has a history of substance abuse, an aggressive drug testing program is necessary to detect drug use and interrupt the cycle of criminal activity related to use. The purpose of drug testing is to identify those offenders who are abusing substances and to allow for appropriate sanctions and/or treatment interventions for offenders under supervision, and treatment recommendations for those offenders under CSP pre-sentence or pre-release investigation. CSP has a zero tolerance drug use policy. Most offenders are placed on a drug testing schedule, with frequency of testing dependent upon prior substance abuse

history, supervision risk level, and length of time under CSP supervision. Effective in FY 2019, all offenders reporting to HISTs are subject to daily, random testing.

The connection between substance abuse and crime has been well established. Long-term success in reducing recidivism among drug-abusing offenders, who constitute the majority of individuals under supervision, depends upon two key factors:

1. Identifying and treating drug use and other social problems among the defendant and offender population; and
2. Establishing swift and certain consequences for violations of release conditions.

CSP is committed to providing a range of treatment options to offenders under supervision. Addressing each individual's substance abuse problem through drug testing and appropriate sanction-based treatment will provide him or her with the support necessary to establish a productive, crime-free life. CSP also provides in-house adult literacy, vocational and employment counseling, anger management, and life skills training to help offenders develop the skills necessary to sustain themselves in the community.

CSP operates the Re-entry and Sanctions Center (RSC) at Karrick Hall, which provides intensive assessment and reintegration programming for high-risk offenders and defendants. CSP also contracts with service providers for a range of residential, outpatient, transitional housing, and sex offender treatment services using appropriated and grant resources. Contractual treatment also encompasses drug testing and ancillary services, such as mental health screening and assessments, to address the multiple needs of the population. Housing continues to be an ongoing need for offenders, particularly among the older offender population. Through contract providers, CSP provides short-term housing to a limited number of offenders who are homeless or living in acutely unstable housing situations. The amount of CSP resources available to support offender contract treatment and transitional housing has decreased significantly over the past two years due to budget reductions.

CSP also is committed to helping offenders build skills and support systems to improve their chances for success in the community. CSP aims to increase employment and improve educational achievement through both in-house service delivery and partnerships. Education and employment programs are offered through the Agency's Community Engagement and Achievement Centers (CEACs). Offenders are assessed for these needs and development plans are developed specific to the individual. Adult basic education and GED preparation is offered at our four learning labs, which are staffed by CSOSA Learning Lab Specialists. Transitional employment programs that prepare offenders for training and/or employment, and provides job development and tracking are also offered. Additionally, CSP maintains partnerships with the Community College of the District of Columbia, the D.C. Office of the State Superintendent of Education, and the D.C. Department of Employment Services to provide literacy and workforce development services, employment training, and job placement services.

**Strategic Goal 4: Support the Fair Administration of Justice by Providing Timely and Accurate Information to Decision-Makers.** One of CSP's key responsibilities is to produce accurate and timely information and to provide meaningful recommendations, consistent with the offender's risk and needs profile, to criminal justice decision-makers. The quality and timeliness of this information has a direct impact on public safety in the District of Columbia.

If sanctions do not restore offender compliance, or the non-compliant behavior escalates, CSP supervision CSOs inform the releasing authority (DCSC or the USPC) by filing an Alleged Violation Report (AVR). AVRs are submitted to inform the releasing authority of a violation of release conditions as imposed. An AVR is always issued by CSP for any re-arrest that includes a new charge or when an offender becomes a loss of contact.

The Courts and the USPC also rely on CSP to provide accurate, timely, and objective pre-sentence and post-sentence investigation (PSI) reports that are used by the Court in sentencing determinations and by the Federal Bureau of Prisons (BOP) in designating offenders to an appropriate correctional facility. CSOs in CSP's Investigations, Diagnostics, and Evaluations Branch conduct investigations and write thousands of PSI reports each year.

CSP Transitional Intervention for Parole Supervision (TIPS) CSOs in Branch I ensures that offenders transitioning directly from prison to the community or through a BOP Residential Reentry Center (RRC) receive assessment, counseling, and appropriate referrals for treatment and/or services. Prior to release, TIPS CSOs work with each offender residing in a BOP RRC to develop a Transition Plan.

Establishing effective partnerships with other criminal justice agencies facilitates close supervision of offenders in the community. The D.C. MPD, D.C. Housing Authority Police, Department of Youth Rehabilitation Services (DYRS), PSA, and Family Court Social Services are key players in CSP's public safety goal. Since MPD police officers and Housing Authority Police are in the community every day responding to law violations and are responsible for arresting individuals, they assist CSP with close supervision. DYRS and Family Court Social Services play important roles in relation to those offenders on CSP supervision who also have active cases in the juvenile justice system. PSA helps CSP with the detection of new charges for offenders already under CSP supervision. Additionally, CSP works closely with the USMS on warrant initiatives and the agency collaborates with the surrounding jurisdictions on cross-border crime issues.

CSP CSOs and MPD Officers partner to conduct scheduled or unscheduled (unannounced) Accountability Tours to the homes of high-risk offenders. Accountability Tours are a visible means to heighten the awareness of law enforcement presence to the offenders and to the citizens in the community.

CSP also partners with the BOP and D.C. entities to perform video conferencing with offenders prior to their release from a BOP institution. The video conferencing provides the offender with orientation and release preparation prior to release to CSP supervision.

### **CSP Key Performance Indicator 1 - Rearrest:**

Rearrest is a commonly used indicator of criminal activity among offenders on supervision, though it does not in itself constitute recidivism (defined as a return to incarceration). Until FY 2008, CSP captured data only for arrests occurring in the District of Columbia. Beginning in FY 2009, increased data sharing between jurisdictions allowed CSP also to track arrests of supervised offenders in Maryland and Virginia. Additionally, in FY 2012, improved charge data from the D.C. MPD allowed CSP to distinguish between arrests made in D.C. for new crimes, as compared to arrests made in response to parole or probation technical violations. The acquisition of these data allows for more comprehensive reporting of offender rearrests.

The percentage of CSP’s total population rearrested has been decreasing over the past several years, and this trend continued into FY 2020. As of September 30, 2020, 21.2 percent of CSP’s FY 2020 TSP had been rearrested in D.C., MD, or VA (all charges considered), while under supervision during the year, which is nearly three percentage points lower than the FY 2019 rearrest rate. Decreases in rearrests were realized across all supervision types.

Generally speaking, offenders on supervised release are consistently rearrested at a higher rate than parolees and probationers. This trend continued into FY 2020 with just over one-fourth of supervised releasees rearrested as of September 30, 2020 (D.C., MD, and VA; all charges considered), demonstrating the necessity for us to continue allocating resources to address the criminogenic needs of this particularly risky group.

**Percentage of Total Supervised Population Rearrested<sup>1</sup>, FYs 2016–2020 <sup>a</sup>**

	FY 2016	FY 2017	FY 2018	FY 2019	FY 2020
<b>Probation<sup>3</sup></b>					
<i>DC Arrests</i>	18.5%	21.6%	21.2%	19.5%	17.7%
<i>DC Arrests (new charges)<sup>4</sup></i>	14.7%	17.7%	16.9%	15.4%	14.0%
<i>DC/MD/VA Arrests</i>	20.6%	23.3%	22.7%	21.8%	19.9%
<b>Parole</b>					
<i>DC Arrests</i>	18.6%	18.3%	19.7%	17.3%	15.2%
<i>DC Arrests (new charges)<sup>4</sup></i>	14.1%	14.3%	15.2%	12.8%	9.6%
<i>DC/MD/VA Arrests</i>	19.7%	19.4%	20.9%	19.0%	16.3%
<b>Supervised Release</b>					
<i>DC Arrests</i>	31.2%	31.3%	31.2%	30.5%	25.3%
<i>DC Arrests (new charges)<sup>4</sup></i>	24.3%	24.1%	23.6%	20.7%	17.4%
<i>DC/MD/VA Arrests</i>	33.1%	32.5%	32.5%	32.4%	26.7%
<b>Total Supervised Population</b>					
<i>DC Arrests</i>	21.8%	23.6%	23.3%	21.7%	19.3%
<i>DC Arrests (new charges)<sup>4</sup></i>	17.2%	18.9%	18.3%	16.4%	14.4%
<i>DC/MD/VA Arrests</i>	23.7%	25.2%	24.8%	23.9%	21.2%

<sup>1</sup> Computed as the number of unique offenders arrested in reporting period as a function of total number of unique offenders supervised in the reporting period.

<sup>2</sup> Estimates for FY 2020 are preliminary.

<sup>3</sup> Includes offenders with Deferred Sentencing Agreements and individuals with Civil Protection Orders.

<sup>4</sup> Excludes arrests made for parole or probation violations.

**CSP Performance Indicator 2 - Drug Use:**

CSP uses drug testing to both monitor the offender’s compliance with the releasing authority’s requirement to abstain from drug use (which may also include alcohol use) and to assess the offender’s level of need for substance abuse treatment. Due to the COVID-19 pandemic, CSP drug collection sites closed from March 25, 2020 – July 5, 2020 and limited drug testing resumed July – September 2020.

Effective FY 2019, all offenders reporting to HISTs are subject to daily, random testing. For non-HIST offenders, CSP has an Offender Drug Testing Protocol policy that defines the schedule under which eligible offenders are drug tested. Offenders are initially drug tested at intake. Based on the results of this initial drug test, offenders can become ineligible for testing for a variety of administrative reasons, including a change in supervision status from active to monitored or warrant, the offender’s case transferring from the District to another jurisdiction, a rearrest, or admission to a substance abuse treatment program (at which point testing is conducted by the treatment provider). The policy also includes spot testing for those offenders on minimum supervision, as well as those who do not have histories of drug use and who have established a record of negative tests.

On average, CSP collected 8,195 samples from 2,787 unique offenders for each of the nine months in FY 2020 during which drug testing took place. Collection took place at four CSP illegal substance collection unit sites and the RSC. The Pretrial Services Agency (PSA) tests CSP drug samples for up to eleven substances (Marijuana, PCP, Opiates, Methadone, Cocaine, Amphetamines, Creatinine, Heroin, ETG, Synthetic Cannabinoids and Alcohol). Drug testing results are transmitted electronically from PSA into SMART on a daily basis, and drug test results are typically available in SMART for CSO action within 48 hours after the sample is taken. In FY 2015, CSP reduced marijuana testing for most probationers due to changes in the District of Columbia's law; CSP continues to test parolees and supervised releasees for marijuana.

Of the tested population in FY 2020, 41.3 percent tested positive for illicit drugs (excluding alcohol) at least one time, which is ten percentage points lower than FY 2019 (when 51.4 percent tested positive). It is likely that the suspension of Agency testing operations in March 2020 amid the COVID-19 pandemic impacted these rates.

**Percentage of Active Tested Population Reporting at Least One Positive Drug Test, FYs 2016–2020 <sup>1</sup>**

<b>% Testing Positive</b>	<b>FY 2016</b>	<b>FY 2017</b>	<b>FY 2018</b>	<b>FY 2019</b>	<b>FY 2020</b>
Tests including alcohol	61.1	63.1	60.5	55.7	45.5
Tests excluding alcohol	56.4	59.9	56.9	51.4	41.3

<sup>1</sup> Data for FY 2020 are preliminary.

Over the past year, there has been a considerable decrease in the percentage of offenders testing positive for marijuana. While nearly three of every five offenders tested positive for the substance in FYs 2018 and 2019, less than half did so in FY 2020. Data show very little fluctuation in use between FY 2019 and FY 2020 of other substances. Cocaine and opiate use remains prevalent in medium- through intensive-risk offenders and, over the past year, the percentage of positive tests of cocaine increased slightly.

CSP addresses high-risk offenders who consistently test positive for drugs by initiating actions to remove them from the community through placement in residential treatment or through sanctions. CSP will continue to monitor drug use trends and their implications for drug testing procedures to ensure that tests are conducted in a manner that most effectively detects and deters use for persons under community supervision.

**Substances Used by Offenders Drug Testing Positive, FYs 2016–2020 <sup>1</sup>**

<b>% Positive by Drug</b>	<b>FY 2016</b>	<b>FY 2017</b>	<b>FY 2018</b>	<b>FY 2019</b>	<b>FY 2020</b>
Marijuana	57.1	62.8	62.1	57.7	46.7
Cocaine	29.9	28.4	29.4	32.1	32.6
Opiates	28.6	25.0	21.3	22.1	22.2
PCP	17.8	16.6	15.4	17.3	17.4
Synthetic Cannabinoids	7.9	9.8	9.9	7.4	8.3
Heroin	10.1	8.4	5.8	7.2	7.4
Amphetamines	6.3	4.0	3.8	5.6	4.4
Methadone	3.2	2.5	2.3	2.8	3.3

<sup>1</sup> Data for FY 2020 are preliminary.

Note: CSP tests each offender drug sample for up to eleven drugs, including alcohol, ETG and creatinine. A offender/sample may not necessarily be tested for all eleven substances.

Note: Column data are not mutually exclusive. Examples: One offender testing positive for marijuana and PCP during FY 2020 will appear in the data row/percentage for both marijuana and PCP. One offender who tests positive for only marijuana on multiple occasions throughout FY 2020 will count as a value of one in the data row/percentage for marijuana.

Note: CSP tests each offender drug sample for up to eleven drugs, including alcohol, ETG and creatinine. A offender/sample may not necessarily be tested for all eleven substances, but only the most-tested for substances are included in the table above.

### **Quality and Reliability of CSP Performance Data**

Considering the importance of maintaining accurate records of all offenders under CSP supervision, the design and deployment of the Supervision, Management, and Automated Record Tracking (SMART) offender case management system has been one of the Agency's top priorities since the Agency was established. SMART was first deployed in January 2002, and numerous enhancements in SMART have since been developed and successfully implemented. In FY 2009, CSP transitioned from reporting performance data from a copy of the SMART database, to reporting data from our fully implemented Enterprise Data Warehouse (EDW) system, which yielded significant improvements for both accessing data and the quality of the performance measures.



## ***Pretrial Services Agency***

PSA's *mission* is to promote pretrial justice and enhance community safety.





Its *vision* is to thrive as a leader within the justice system through a diverse, inclusive and empowered workforce that embodies integrity, excellence, accountability, and innovation in the delivery of the highest quality services.

### **Strategic Goals**

PSA's *Strategic Goals* for FY 2018-2022 span the Agency's major functions and operations and link to the outcomes of judicial concurrence, continued pretrial release, minimizing re-arrest and maximizing court appearance. PSA continued to progress towards meeting its FY 2020-2021 Agency Priority Goal (APG) of implementing a risk-based supervision operating model.

During FY 2020, PSA developed risk-based case management protocols into a finalized risk-based supervision (RBS) guide and began drafting corresponding staff instructions in preparation for training and implementation. Additionally, during FY 2020, PSA completed the initial cloud configuration for its newly-acquired client management system (CMS). While factors related to COVID-19 and the recent interruption of PSA's normal operations could impact the Agency's progress, implementation of Risk-Based Supervision is still planned for fiscal year 2021.

Through the successful fulfillment of its mission, PSA continued to meet or exceed the performance targets for all its strategic goal performance indicators in FY 2020:

<b>Performance Indicator Area</b>	<b>Indicator Description</b>	<b>FY 2016 Actual</b>	<b>FY 2017 Actual</b>	<b>FY 2018 Actual</b>	<b>FY 2019 Actual</b>	<b>FY 2020 Actual</b>	<b>FY 2018-2022 Target</b>
Strategic Goal 1	Judicial Concurrence with PSA Recommendation	72%	76%	81%	78%	79% 	<b>70%</b>
Strategic Goal 2	Continued Pretrial Release	88%	87%	85%	87%	85% 	<b>85%</b>
Strategic Goal 3	Arrest Free Rate	88%	86%	87%	87%	88% 	<b>88%</b>
	(Violent Crimes)	98%	99%	99%	99%	99%	
Strategic Goal 4	Court Appearance Rate	91%	88%	89%	88%	91% 	<b>87%</b>

### **STRATEGIC GOAL 1: JUDICIAL CONCURRENCE WITH PSA RECOMMENDATIONS**

PSA promotes the fair administration of justice by recommending the least restrictive release conditions consistent with community safety and return to court. To support judicial decisions, PSA provides a Pretrial Services Report, or PSR, which contains a summary of each defendant's criminal history and demographic information. In this report, PSA recommends – as appropriate – release conditions that are designed to mitigate the risk of failure to appear and rearrest during the pretrial period. PSA's release recommendations include pro-social interventions, such as drug testing, behavioral health assessment and treatment, halfway house placement, global positioning system (GPS) electronic monitoring, and

regular contact with a PSO. To gauge how often judicial officers concur with PSA's release recommendations, the Agency implemented a measure of judicial concurrence.

### **Strategic Objective 1.1 Risk Assessment**

The PSR provides much of the information judicial officers use to determine a defendant's risk to the community and the level of supervision, if applicable, the defendant requires. Risk assessment is a core component of the PSR. PSA uses a scientifically-validated risk assessment to determine each defendant's risk of pretrial misconduct.<sup>5</sup> Use of this instrument, which was developed specifically for the adult defendant population within the District of Columbia, enhances the Agency's ability to accurately assess pretrial risk of failure and make appropriate recommendations to the court regarding release conditions. To gauge the quality of the information provided to judicial officers for decision-making, PSA implemented a measure of PSR completeness. A PSR is deemed "complete" when it contains defendant interview responses (or documented refusal thereof), lock-up drug test results, criminal history, and release recommendations based on risk assessment score, prior to the case being called in court.

## **STRATEGIC GOAL 2: CONTINUED PRETRIAL RELEASE**

Continued pretrial release aims to ensure that defendants placed on release are able to remain safely in the community during the pendency of their cases. During the pretrial period, defendant release may be revoked due to non-compliance with conditions of release. To gauge the effectiveness of defendant case management, PSA implemented a measure of continued pretrial release, which examines the rate at which defendants remain on release without revocation or a pending request for revocation due to non-compliance.

### **Strategic Objective 2.1 Effective Case Management**

Case management is an individualized approach for securing, coordinating, and monitoring the appropriate supervision, treatment, and ancillary services necessary to manage each defendant successfully for optimal outcomes. It comprises all activities performed by PSA that support a defendant's compliance with court-ordered conditions of release, appearance at all scheduled court hearings, and crime-free behavior while on pretrial release. To gauge the effectiveness of its defendant case management, PSA implemented measures of response to defendant non-compliance and defendant satisfaction with PSA case management.

## **STRATEGIC GOAL 3: MINIMIZE REARREST**

PSA supervision is designed to minimize risk to the community. PSA uses appropriate supervision strategies to manage defendants most at risk of violating their release conditions. PSA also provides pro-social interventions, such as mental health and substance use disorder treatment, to enable defendants to

---

<sup>5</sup> Kennedy, S., House, L., and Williams, M. (2013). Using Research to Improve Pretrial Justice and Public Safety: Results from PSA's Risk Assessment Validation. *Federal Probation a journal of correctional philosophy and practice*, 77(1), 28-32. Retrieved from <https://www.uscourts.gov/federal-probation-journal/2013/06/using-research-improve-pretrial-justice-and-public-safety-results>

remain arrest-free. To gauge PSA's effectiveness in minimizing rearrests, PSA implemented a measure of arrest-free rates.

### **Strategic Objective 3.1 Risk-Based Supervision**

PSA focuses supervision resources on defendants most at risk of violating their release conditions and uses graduated levels of supervision consistent with each defendant's identified risk level. As described in the APG, very low-risk defendants (those released on personal recognizance) receive only notification of their court dates. Low-risk defendants with reporting conditions will require limited contact with PSA. Medium-risk defendants will be placed under PSA's supervision and maintain regular contact through a combination of in-person and telephone reporting to PSOs. High-risk and very high-risk defendants will be subject to more frequent and primarily in-person contact with assigned PSOs.

PSA's supervision strategy includes promoting swift, consistent consequences for violation of release conditions, and promoting incentives for defendants who consistently comply with release conditions. Swift, graduated sanctions are used to modify defendant behaviors considered precursors to a return to criminal activity or failure to appear for court. Examples of such behaviors include loss of contact and absconding from substance use disorder and/or mental health treatment. Responding promptly to non-compliance is directly related to reducing failures to appear and enhancing public safety. When violations of conditions are detected, PSA uses all available administrative sanctions, informs the court and, when warranted, seeks judicial sanctions, including revocation of release. PSA also harnesses the power of incentives to change defendant behavior. Common incentives recommended by PSA include reduction in the number of required contacts with PSOs, reduction in the frequency of drug testing, and placement in less intensive treatment or supervision programs. To gauge the effectiveness of Risk-Based Supervision, PSA implemented a measure of defendant compliance at case disposition.

### **Strategic Objective 3.2 Assessment-Driven Treatment**

An effective approach to minimizing rearrests is addressing underlying issues, such as substance use disorder and mental health treatment needs, during the pretrial period. PSA provides, through either contracted services or referral, appropriate substance use disorder and mental health treatment to enhance supervision compliance. In addition to public safety benefits, the community also benefits from the cost savings of providing supervision with appropriate treatment instead of incarceration.

Treatment for either substance use or mental health disorders is provided as a supplement to, and never in lieu of, supervision. Just as defendants are assigned to supervision levels based on risk, they are assigned to supervision units that provide treatment based on both risk and need. In addition to substance use disorder treatment, defendants placed in these programs have drug testing, contact, and other release conditions and are held accountable for compliance with these conditions. To gauge effectiveness of pro-social interventions, PSA measures defendant referral, assessment, and placement in treatment programs.

## **STRATEGIC GOAL 4: MAXIMIZE COURT APPEARANCE**

The strategic goal of maximizing court appearance is one of the most basic outcome measures for pretrial service programs. National standards on pretrial release identify minimizing failures to appear as a central function for pretrial programs. This strategic goal is measured by the defendant appearance

rate, which indicates the percentage of defendants on pretrial release who make all scheduled court appearances.

#### **Strategic Objective 4.1 Court Appearance Notifications**

In order to minimize failures to appear, PSA notifies defendants of future court dates. During the last strategic period, PSA expanded its notification process by adding an electronic option to inform, remind, and/or update defendants of upcoming court dates. This new process incorporates the use of text and email notifications in addition to traditional mailed letters. During the initial contact, PSA asks defendants about their preferred method of notification. An automatic hierarchy is then generated for notifications to the defendant (i.e., email, text messages, and letters) based on the defendant's preference. To gauge the effectiveness of defendant court appearance notifications, PSA implemented a measure of court appearance following notifications.

#### **Strategic Objective 4.2 Failure to Appear Investigations**

Defendants often present issues that may contribute to failure to appear in court (e.g., unstable home environments, homelessness, illiteracy and low educational achievement, developmental disabilities, unemployment, substance use disorders, mental illness, physical problems, etc.). To help address these issues, PSA conducts failure-to-appear investigations to determine the reason for a defendant's nonappearance in court. The pertinent information is documented and the court is informed of the findings. In some cases, these investigations may prevent issuance of a bench warrant.

### **F. Analysis of Agency Financial Statements**

CSOSA is required by the Accountability of Tax Dollars Act of 2004 (P.L. 107-289), Office of Management and Budget Circular (OMB) Circular A-136 (Financial Reporting Requirements) and the Agency's AFR Policy to prepare and submit audited financial statements and interim financial statements.

The CSOSA financial statements report the financial position of the CSP and PSA entities. The financial statements have been prepared to report the financial position and results of operations of CSOSA, pursuant to requirements of 31 U.S.C. 3515(b). The financial statements and notes are included in a separate section of this document.

CSP and PSA are each responsible for their own financial transactions, however, CSP compiles reports from each entity in preparing CSOSA's FY 2020 and 2019 financial statements for the Agency as a whole. Preparation of interim and audited CSOSA financial statements is the joint responsibility of CSP and PSA management.

The FY 2020 CSOSA financial statements report appropriated and reimbursable budget authority.

CSOSA's largest asset is Fund Balance with U.S. Treasury which totaled \$126,027,735 and \$120,386,623 as of September 30, 2020 and 2019, respectively. This represented 81.5 percent and 81.1 percent of total assets as of September 30, 2020 and 2019, respectively. The Fund Balance with U.S. Treasury represents all appropriated and reimbursable funds (including grant resources) CSOSA has on account with Treasury to make expenditures and pay liabilities.

Accounts Payable with the Public, Accrued Payroll & Benefits, and Accrued Unfunded Annual Leave are CSOSA's largest liabilities, with combined amounts totaling \$24,581,547 and \$22,854,163, as of September 30, 2020 and 2019, respectively. Collectively they comprised 96.6 and 97.9 percent of total liabilities, as of September 30, 2020 and 2019, respectively. The increase in liabilities from one year to the next, is due in part to a higher percentage rate used to calculate the Accrued Payroll and Benefits.

CSOSA's FY 2020 Statement of Budgetary Resources (SBR) provides information about how budgetary resources were made available as well as their status at the end of the period. Budgetary resources include, but are not limited to, new FY 2020 budget authority, unobligated balances of the five prior fiscal years (FY 2015 – 2019) as of October 1, 2019, recoveries of prior year obligations, and any adjustments to these resources.

CSOSA has FY 2020 reimbursable budget authority from the following sources:

- 1) The Office of National Drug Control Policy's (ONDCP) High Intensity Drug Trafficking Area (HIDTA) grants. CSP uses HIDTA grant funds to support contract offender treatment services.
- 2) CSP reimbursable agreement with the D.C. Public Defender Service for shared occupancy costs at 633 Indiana, Avenue, NW.
- 3) PSA reimbursable agreements with DCSC and D.C. Child and Family Services for drug testing services.

The SBR reports Total Budgetary Resources of \$280,612,460 and \$274,846,302 as of September 30, 2020 and 2019, respectively. These amounts include FY 2020 Budgetary Authority of \$248,524,000 in direct annual funding and \$517,475 in net reimbursable transactions as of September 30, 2020, and \$256,724,000 in FY 2019 direct annual funding and \$40,227 in net reimbursable transactions as of September 30, 2019. Total Obligations Incurred was \$244,329,824 and \$242,801,014 as of September 30, 2020 and 2019, respectively. CSOSA's FY 2020 Statement of Budgetary Resources shows \$231,711,047 in net outlays, a decrease of \$10,228,291 from the previous year's total net outlays of \$241,939,338.

The Net Cost of Operations in FY 2020 was \$242,557,448 on CSOSA's Statement of Net Cost, a decrease of \$6,499,916 compared to the previous year's Net Cost of Operations of \$249,057,364.

## **G. Analysis of Systems, Controls, and Legal Compliance**

### **Federal Managers' Financial Integrity Act**

The Federal Managers' Financial Integrity Act (FMFIA, P.L. 97-255) and Office of Management and Budget Circular (OMB) A-123, Management Accountability and Control, require federal agencies to conduct ongoing evaluations of the adequacy of the systems of internal accounting and administrative control, and report yearly to the President all material weaknesses found through these evaluations. The FMFIA also requires the heads of agencies to provide the President with yearly assurance that obligations and costs are in compliance with applicable law; resources are efficiently and effectively allocated for duly authorized purposes; funds, property, and other assets are safeguarded against waste, loss, unauthorized use, or misappropriation; and managers and employees demonstrate personal integrity, ethics, competence and effective communication.

To provide this report and assurance to the President, the CSOSA Director depends on information from component heads regarding their management controls. CSP's Office of Investigations, Compliance and

Audits conducted an internal review with component heads and program staff of the adequacy of internal controls in August – October 2020. As a result of responses to this review, the CSOSA Director provides unqualified assurance that the Agency’s management controls and financial systems meet the objectives of Sections 2 (Programmatic Controls) and 4 (Financial Controls) of the FMFIA for FY 2020. No material weaknesses were found in the design or operation of the internal control over financial reporting.

### **Federal Financial Management Improvement Act**

In July 2007, CSOSA migrated to Oracle Federal Financials (Oracle), operated by the Department of the Interior’s Interior Business Center (IBC). CSOSA uses Oracle to perform, control and report general ledger, funds management, purchasing and payment management processes.

The Federal Financial Management Improvement Act (FFMIA, P.L. 104-208) and Office of Management and Budget Circular (OMB) A-127, Financial Management Systems, require federal agencies to assess compliance with Federal financial management systems requirements, standards promulgated by Federal Accounting Standards Advisory Board (FASAB), and the U.S. Standard General Ledger (USSGL) at the transaction level.

An independent auditor’s (KPMG LLP) examination of IBC’s systems for operating and hosting Oracle for the period of July 1, 2019 – June 30, 2020 resulted in the auditor’s opinion that in all material respects, based on the criteria described in IBC’s assertion: (1) the description fairly presents the systems that were designed and implemented throughout the periods July 1, 2019 to June 30, 2020 and (2) the controls related to the control objectives stated in the description were suitably designed to provide reasonable assurance that the control objectives would be achieved if the controls operated effectively throughout the periods July 1, 2019, to June 30, 2020. IBC provided subsequent representations and assurances that these Oracle financial application controls remained in place through September 30, 2020.

Based on the KPMG opinion referred to above, and CSOSA’s experience with Oracle, the CSOSA Director provides assurance that the organization’s financial management system is in compliance with Federal financial management systems requirements, standards promulgated by FASAB, and the USSGL at the transaction level.

### **Legal Compliance**

CSOSA ensures compliance with the Anti-Deficiency Act (31 U.S.C.) by implementing budgetary procedures and financial management system controls preventing over-obligation or over-expenditure of authorized, allowable and/or available funds. CSOSA did not violate Anti-Deficiency Act requirements in FY 2020.

CSOSA complies with the Debt Collection Improvement Act of 1996 (P.L. 104-134) by implementing supplier registration and maintenance controls within the financial management system ensuring that vendors are properly registered and compliant with Treasury. Payments made by CSOSA to suppliers with delinquent debts owed to the government may be collected by Treasury.

The Digital Accountability and Transparency Act of 2014 (DATA Act, P.L. 113-101) requires federal agencies to report financial and award data in accordance with Government-wide financial data standards. CSOSA reviewed and certified DATA Act information in a timely manner on a quarterly basis in FY 2020. An independent auditor’s (Williams, Adley & Company-DC, LLP) examination of CSOSA’s

compliance with the Data Act for the first quarter of FY 2019 determined that the agency's submission was untimely, complete and the data was of moderate quality.

## **H. Limitations of the Financial Statements**

The principal financial statements have been prepared to report CSOSA's financial position and results of operations, pursuant to the requirements of 31 U.S.C. 3515 (b). While the statements have been prepared from the books and records of the entity in accordance with GAAP for Federal entities and the formats prescribed by OMB, the statements are in addition to the financial reports used to monitor and control budgetary resources, which are prepared from the same books and records.

The statements should be read with the realization that they are for a component of the U.S. Government, a sovereign entity.

## **AFR Section II: Financial Section**

### **A. Message from the Chief Financial Officer**

I am pleased to announce that CSOSA has earned an unmodified audit opinion on its financial statements from an independent public accountant. This opinion states that the financial statements are reported fairly in accordance with U.S. generally accepted accounting principles and are free of material misstatements. The FY 2020 auditor's report on internal controls over financial reporting did not identify any material weaknesses.

CSOSA recognizes the Government-wide funding constraints under which we currently operate. We continue to review and implement methods to operate more efficiently in order to ensure taxpayer funds are used wisely in support of our law enforcement functions in the District of Columbia. CSOSA is committed to sound financial management controls and effective use of resources and we look forward to continuing these practices in FY 2021.

**PAUL GIRARDO** Digitally signed by PAUL  
GIRARDO  
Date: 2020.11.18 10:18:42 -05'00'

Paul Girardo  
Chief Financial Officer  
November 18, 2020





## **Independent Auditors' Report**

Director  
Court Services and Offender Supervision Agency

### **Report on the Financial Statements**

We have audited the accompanying financial statements of the Court Services and Offender Supervision Agency (CSOSA). CSOSA's financial statements comprise the balance sheet as of September 30, 2020, and the related statements of net cost and changes in net position, and combined statement of budgetary resources, for the fiscal year then ended; and the related notes to the financial statements.

### ***Management's Responsibility***

CSOSA's management is responsible for (1) the preparation and fair presentation of these financial statements in accordance with accounting principles generally accepted in the United States of America; (2) preparing, measuring, and presenting the Required Supplementary Information (RSI) in accordance with accounting principles generally accepted in the United States of America; (3) preparing and presenting other information included in documents containing the audited financial statements and auditors' report, and ensuring the consistency of that information with the audited financial statements and the RSI; and (4) maintaining effective internal control over financial reporting, including the design, implementation, and maintenance of internal control relevant to the preparation and fair presentation of financial statements that are free from material misstatement, whether due to fraud or error.

### ***Auditors' Responsibility***

Our responsibility is to express an opinion on these financial statements based on our audit. We conducted our audit in accordance with auditing standards generally accepted in the United States of America; the standards applicable to financial audits contained in *Government Auditing Standards*, issued by the Comptroller General of the United States; and Office of Management and Budget (OMB) Bulletin 19-03, *Audit Requirements for Federal Financial Statements*. Those standards and OMB require that we plan and perform the audit to obtain reasonable assurance about whether the financial statements are free from material misstatement. We are also responsible for applying certain limited procedures to RSI and other information included with the financial statements.

An audit of financial statements involves performing procedures to obtain audit evidence about the amounts and disclosures in the financial statements. The procedures selected depend on the auditors' judgment, including the auditors' assessment of the risks of material misstatement of the financial statements, whether due to fraud or error. In making those risk assessments, the auditors consider internal

**Certified Public Accountants • Consultants • [hrkepa.com](http://hrkepa.com)**

1052 Highland Colony Parkway, Suite 100  
Ridgeland, MS 39157  
p: 601-605-0722 • f: 601-605-0733

700 12th Street NW, Suite 700  
Washington, DC 20005  
p: 202-558-5162 • f: 601-605-0733

***Auditors' Responsibility (continued)***

control relevant to the entity's preparation and fair presentation of the financial statements in order to design audit procedures that are appropriate in the circumstances, but not for the purpose of expressing an opinion on the effectiveness of the entity's internal control. Accordingly, we express no such opinion. An audit of financial statements also involves evaluating the appropriateness of the accounting policies used and the reasonableness of significant accounting estimates made by management, as well as evaluating the overall presentation of the financial statements. Our audit also included performing such other procedures as we considered necessary in the circumstances.

We believe that the audit evidence we have obtained is sufficient and appropriate to provide a basis for our audit opinion.

***Opinion on the Financial Statements***

In our opinion, CSOSA's financial statements present fairly, in all material respects, CSOSA's financial position as of September 30, 2020, and its net cost of operations, changes in net position, and budgetary resources for the fiscal year then ended, in accordance with accounting principles generally accepted in the United States of America.

***Other Matters***

The financial statements of CSOSA for the year ended September 30, 2019, were audited by another auditor who expressed an unmodified opinion on those statements on November 19, 2019.

***Required Supplementary Information***

Accounting principles generally accepted in the United States of America issued by the Federal Accounting Standards Advisory Board (FASAB) require that the information in the Management's Discussion and Analysis be presented to supplement the financial statements. Such information, although not a part of the financial statements, is required by FASAB who considers this information to be an essential part of financial reporting for placing the financial statements in appropriate operational, economic, or historical context. We have applied certain limited procedures to the RSI in accordance with auditing standards generally accepted in the United States of America, which consisted of inquiries of management about the methods of preparing the RSI and comparing the information for consistency with management's responses to the auditors' inquiries, the financial statements, and other knowledge we obtained during the audit of the financial statements, in order to report omissions or material departures from FASAB guidelines, if any, identified by these limited procedures. We did not audit and we do not express an opinion or provide any assurance on the RSI because the limited procedures we applied do not provide sufficient evidence to express an opinion or provide any assurance.

***Other Information***

Our audit was conducted for the purpose of forming an opinion on CSOSA's financial statements. The information in the Agency Head Message and Other Information section contains a wide range of information, some of which is not directly related to the financial statements. This information is presented for purposes of additional analysis and is not a required part of the financial statements or the RSI. We read the other information included with the financial statements in order to identify material inconsistencies, if any, with the audited financial statements.

Director  
Court Services and Offender Supervision Agency (continued)

*Other Information (continued)*

The Agency Head Message and Other Information section has not been subjected to the auditing procedures applied in the audit of the financial statements, and accordingly, we do not express an opinion or provide any assurance on it.

**Other Reporting Required by Government Auditing Standards**

***Internal Control over Financial Reporting***

In planning and performing our audit of CSOSA's financial statements as of and for the year ended September 30, 2020, in accordance with U.S. generally accepted government auditing standards and OMB Bulletin 19-03, *Audit Requirements for Federal Financial Statements*, we considered the entity's internal control over financial reporting as a basis for designing audit procedures that are appropriate in the circumstances for the purpose of expressing our opinion on the financial statements, but not for the purpose of expressing an opinion on the effectiveness of the entity's internal control over financial reporting. Accordingly, we do not express an opinion on the entity's internal control over financial reporting. We did not consider all internal controls relevant to operating objectives as broadly established by the Federal Managers' Financial Integrity Act of 1982, such as those controls relevant to preparing performance information and ensuring efficient operations. We are required to report all deficiencies that are considered to be significant deficiencies or material weaknesses.

A *deficiency in internal control* exists when the design or operation of a control does not allow management or employees, in the normal course of performing their assigned functions, to prevent, or detect and correct, misstatements on a timely basis. A *material weakness* is a deficiency, or a combination of deficiencies, in internal control, such that there is a reasonable possibility that a material misstatement of the entity's financial statements will not be prevented or detected and corrected on a timely basis. A *significant deficiency* is a deficiency, or a combination of deficiencies, in internal control that is less severe than a material weakness, yet important enough to merit attention by those charged with governance. We consider the deficiency described in the accompanying Exhibit I to be a significant deficiency.

Our consideration of internal control over financial reporting was for the limited purpose described in the preceding paragraph and was not designed to identify all deficiencies in internal control over financial reporting that might be material weaknesses or significant deficiencies, and therefore, material weaknesses or significant deficiencies may exist that were not identified. Given these limitations, during our audit, we did not identify any deficiencies in internal control over financial reporting that we consider to be material weaknesses. However, material weaknesses may exist that have not been identified.

***Compliance and Other Matters***

As part of obtaining reasonable assurance about whether CSOSA's financial statements are free from material misstatement, we performed tests of its compliance with selected provisions of applicable laws, regulations, contracts, and grant agreements, noncompliance with which would have a direct and material effect on the financial statements. We performed our tests of compliance in accordance with U.S. generally accepted government auditing standards and OMB Bulletin 19-03, *Audit Requirements for Federal Financial Statements*. We caution that noncompliance may occur and not be detected by these tests.

Director  
Court Services and Offender Supervision Agency (continued)

***Compliance and Other Matters (continued)***

Management is responsible for complying with laws, regulations, contracts, and grant agreements applicable to the entity.

Our responsibility is to test compliance with selected provisions of applicable laws, regulations, contracts, and grant agreements applicable to the entity that have a direct effect on the determination of material amounts and disclosures in the entity's financial statements and perform certain other limited procedures. Accordingly, we did not test compliance with all laws, regulations, contracts, and grant agreements applicable to CSOSA.

Our tests for compliance with selected provisions of applicable laws, regulations, contracts, and grant agreements disclosed no instances of noncompliance for fiscal year 2020 that would be reportable under U.S. generally accepted government auditing standards or OMB Bulletin 19-03, *Audit Requirements for Federal Financial Statements*. However, the objective of our tests was not to provide an opinion on compliance with laws, regulations, contracts, and grant agreements applicable to CSOSA. Accordingly, we do not express such an opinion.

***Management's Response to Finding***

Management's response to the finding identified in our audit is described in the accompanying Exhibit I. Management's response was not subjected to the auditing procedures applied in the audit of the financial statements, and, accordingly, we express no opinion on it.

***Purpose of the Other Reporting Required by Government Auditing Standards***

The purpose of the communication described in the Other Reporting Required by *Government Auditing Standards* section is solely to describe the scope of our testing of internal control and compliance and the result of that testing, and not to provide an opinion on the effectiveness of CSOSA's internal control or compliance. These reports are an integral part of an audit performed in accordance with U.S. generally accepted government auditing standards in considering the entity's internal control and compliance. Accordingly, this communication is not suitable for any other purpose.

*Harper, Raino, Knight & Company, P.A.*

November 18, 2020

Significant Deficiency  
Exhibit I

**I. Undelivered Orders from Prior Years**

**Condition:**

CSOSA had a significant amount of obligations open under fiscal year funding balances dates prior to FY2019 as of September 30, 2020.

**Criteria:**

The Treasury Financial Manual's U.S. Standard General Ledger defines undelivered orders as "the amount of goods and/or services ordered, which have not been actually or constructively received and for which amounts have not been prepaid or advanced."

CSOSA's Appropriation Bill, Section 804 states: *"Except as otherwise specifically provided by law or under this Act, not to exceed 50 percent of unobligated balances remaining available at the end of fiscal year 2020 from appropriations of Federal funds made available for salaries and expenses for fiscal year 2020 in this act, shall remain available through September 30, 2021, for each such account for the purposes authorized: Provided, That a request shall be submitted to the Committees on Appropriations of the House of Representatives and the Senate for approval prior to the expenditure of such funds: Provided further, That these requests shall be made in compliance with reprogramming guidelines outlined in section 801 of this Act."*

**Cause:**

The internal controls in place over the review of outstanding obligations is only ensuring that amounts are still undelivered. Appropriate monitoring, reconciliation, and follow-up are critical to ensure obligated resources are properly used. CSOSA is not evaluating whether the obligation should still be open.

**Effect:**

Obligations that are not de-obligate are still carried as obligations on the books of the Agency, limiting the amount of funds available for the Agency to meet its operational mission. In addition, there is potential that the undelivered orders presented in the financial statements could be misstated.

**Recommendation:**

We recommend that CSOSA develop a control to review its undelivered orders balance at each quarter close. This review should entail a thorough review of obligations greater than one year that are not closed and ensure that the contracting officer has provided an assessment on whether that contract is complete and that funding source should be closed (de-obligated). CSOSA should initiate steps to close these static old obligations.

Significant Deficiency  
Exhibit I

**Managements' Response**

CSOSA/CSP has experienced staffing shortages in procurement for several years and has focused staff efforts on executing and maintaining current contracts supporting CSOSA's public safety mission. CSOSA will initiate a plan to review and formally close older contracts, and de-obligate associated Undelivered Order obligations, following FAR procedures in FY 2021.

Status of Prior Year Findings  
Exhibit II

COURT SERVICES AND OFFENDER SUPERVISION AGENCY

Status or Prior Year Findings

September 30, 2020

<b>Title of Finding from FY19 Audit Report</b>	<b>Prior Year Status</b>	<b>Current Year Status</b>
Misstatement of Accounts Payable	Significant Deficiency	Resolved
Improvement Needed in CSOSA's Risk Management Process	Noncompliance Matter	Resolved

## C. FY 2020 Financial Statements

**Court Services and Offender Supervision Agency**  
**Balance Sheet**  
**As of September 30, 2020 and 2019**  
(In Dollars)

	<u>2020</u>	<u>2019</u>
<b>Assets</b>		
Intragovernmental		
Fund Balance with Treasury - Note 2	\$ 126,027,735	\$ 120,386,623
Accounts Receivable - Federal - Note 3	91,933	19,903
With The Public		
Accounts Receivable - Note 3	(2,512)	20,729
Property, Plant and Equipment - Note 4	28,459,556	27,979,267
<b>Total Assets</b>	<b><u>\$ 154,576,712</u></b>	<b><u>\$ 148,406,522</u></b>
<b>Liabilities</b>		
Intragovernmental Liabilities:		
Accounts Payable	\$ 2,263	\$ 9,179
With The Public		
Accounts Payable	3,550,932	6,057,876
Accrued Payroll & Benefits	9,198,233	7,752,222
Actuarial FECA Liability	872,230	480,766
Accrued Unfunded Liabilities	12,102,382	9,044,065
<b>Total Liabilities - Note 5</b>	<b><u>\$ 25,726,040</u></b>	<b><u>\$ 23,344,108</u></b>
<b>Net Position</b>		
Unexpended Appropriation	\$ 112,378,209	\$ 105,781,873
Cumulative Results of Operations	16,472,463	19,280,541
<b>Total Net Position</b>	<b><u>\$ 128,850,672</u></b>	<b><u>\$ 125,062,414</u></b>
<b>Total Liabilities and Net Position</b>	<b><u>\$ 154,576,712</u></b>	<b><u>\$ 148,406,522</u></b>

The accompanying notes are an integral part of these statements



**Court Services and Offender Supervision Agency**  
**Statements of Net Cost**  
**For The Years Ended September 30, 2020 and 2019**  
(In Dollars)

	<b>2020</b>	<b>2019</b>
<b>Reduce Recidivism</b>		
Total Cost	\$ 30,795,814	\$ 33,312,947
Earned Revenue	(47,504)	(54,354)
Net Program Costs	30,748,310	33,258,593
<b>Integration</b>		
Total Cost	31,492,655	37,172,041
Earned Revenue	(54,504)	(58,539)
Net Program Costs	31,438,151	37,113,502
<b>Accountability</b>		
Total Cost	81,498,715	81,625,859
Earned Revenue	(165,450)	(214,612)
Net Program Costs	81,333,265	81,411,247
<b>Fair Administration of Justice</b>		
Total Cost	30,778,607	32,010,285
Earned Revenue	(44,742)	(42,109)
Net Program Costs	30,733,865	31,968,176
<b>Judicial Concurrence with PSA Recommendations</b>		
Total Cost	17,078,738	14,372,747
Earned Revenue	(2,774)	(5,461)
Net Program Costs	17,075,964	14,367,286
<b>Continued Pretrial Release</b>		
Total Cost	15,712,439	16,332,667
Earned Revenue	(2,552)	(6,206)
Net Program Costs	15,709,887	16,326,461
<b>Minimize Rearrest</b>		
Total Cost	17,761,888	18,945,894
Earned Revenue	(2,885)	(7,198)
Net Program Costs	17,759,003	18,938,696
<b>Maximize Court Appearance</b>		
Total Cost	17,761,888	15,679,360
Earned Revenue	(2,885)	(5,957)
Net Program Costs	17,759,003	15,673,403
<b>Total Cost</b>	242,880,744	249,451,800
<b>Total Revenue</b>	(323,296)	(394,436)
<b>Total Net Cost</b>	<b>\$ 242,557,448</b>	<b>\$ 249,057,364</b>

The accompanying notes are an integral part of these statements

**Court Services and Offender Supervision Agency**  
**Statements of Changes in Net Position**  
**For The Years Ended September 30, 2020 and 2019**  
(In Dollars)

	<b>2020</b>	<b>2019</b>
<b>Unexpended Appropriations</b>	\$ 105,781,873	\$ 99,716,064
<b>Budgetary Financing Sources</b>		
Appropriations Received	248,524,000	256,724,000
Canceled Funds	(11,171,842)	(9,903,044)
Appropriations Used	(230,755,822)	(240,755,147)
Total Budgetary Financing Sources	6,596,336	6,065,809
Total Unexpended Appropriations	112,378,209	105,781,873
<b>Cumulative Results of Operations</b>		
Beginning Balance	19,280,541	16,388,063
<b>Budgetary Financing Sources:</b>		
Appropriations Used	230,755,822	240,755,147
<b>Other Financing Sources:</b>		
Imputed Financing - Note 8	8,993,548	11,194,693
<b>Total Financing Sources</b>	239,749,370	251,949,840
<b>Net Cost of Operations</b>	242,557,448	249,057,364
<b>Cumulative Results of Operations</b>	16,472,463	19,280,541
<b>Net Position</b>	<b>\$ 128,850,672</b>	<b>\$ 125,062,414</b>

The accompanying notes are an integral part of these statements

**Court Services and Offender Supervision Agency**  
**Statements of Budgetary Resources**  
**For The Years Ended September 30, 2020 and 2019**  
(In Dollars)

	<u>2020</u>	<u>2019</u>
<b>Budgetary Resources</b>		
Unobligated balance from prior year budget authority, net (discretionary and mandatory)	31,570,985	18,082,075
Appropriations (discretionary and mandatory)	248,524,000	256,724,000
Spending authority from offsetting collections (discretionary and mandatory)	517,475	40,227
<b>Total Budgetary Resources</b>	<b><u>\$ 280,612,460</u></b>	<b><u>\$ 274,846,302</u></b>
<b>Status of Budgetary Resources</b>		
New obligations and upward adjustments (total)	244,329,824	242,801,014
Unobligated balance, end of year;		
Apportioned, unexpired account	23,899,432	5,820,329
Unapportioned, unexpired accounts	61,738	13,223,000
Unexpired unobligated balance, end of year	23,961,170	19,043,329
Expired unobligated balance, end of year	12,321,466	13,001,959
Unobligated balance, end of year (total)	36,282,636	32,045,288
<b>Total Budgetary Resources</b>	<b><u>\$ 280,612,460</u></b>	<b><u>\$ 274,846,302</u></b>
<b>Outlays, net:</b>		
Outlays, net (total) (discretionary and mandatory)	231,711,047	241,939,338
Distributed offsetting receipts (-)	-	-
Agency outlays, net (discretionary and mandatory)	<b><u>\$ 231,711,047</u></b>	<b><u>\$ 241,939,338</u></b>

The accompanying notes are an integral part of these statements

## D. Notes to the FY 2020 Financial Statements

### Note 1: Summary of Significant Accounting Policies:

#### Description of Entity

The Court Services and Offender Supervision Agency (CSOSA) for the District of Columbia was established in 2000 as an independent Federal agency, by the National Capital Revitalization and Self-Government Improvement Act (the Act). Pursuant to the Act, CSOSA assumed the District of Columbia (D.C.) pretrial services, adult probation, and parole supervision functions. CSOSA's mission is to increase public safety, prevent crime, reduce recidivism and support the fair administration of justice in close collaboration with the community.

The majority of the Agency's funding comes from appropriations. Additional authority is provided through grants from the Office of National Drug Control Policy (ONDCP) and through Interagency Agreements. This additional funding consists of reimbursement work performed by CSOSA on behalf of the requesting entity.

The CSOSA appropriation supports both the CSP and PSA.

In FY 2020, the Agency was appropriated \$248,524,000 from Congress, of which the following allotments were made as of September 30, 2020:

	<b>Annual Appropriation</b>	<b>Multi-Year Appropriation</b>	<b>TOTAL FY 2020</b>	<b>TOTAL FY 2019</b>
CSP	\$177,247,000	\$3,818,000	\$181,065,000	\$183,166,000
PSA	66,461,000	998,000	67,459,000	73,558,000
Total	\$243,708,000	\$4,816,000	\$248,524,000	\$256,724,000

#### Basis of Presentation

These financial statements have been prepared from the accounting records of CSOSA in conformance with U.S. generally accepted accounting principles (GAAP) and the form and content for entity financial statements specified by the Office of Management and Budget (OMB) in revised Circular No. A-136, *Financial Reporting Requirements*. GAAP for federal entities are the standards prescribed by the Federal Accounting Standards Advisory Board (FASAB), which is the official body for setting the accounting standards of the U.S. government.

Accounting standards allow certain presentations and disclosures to be modified, if needed, to prevent the disclosure of classified information. Accordingly, modifications may have been made to certain presentations and disclosures SFFAS 56.

#### Basis of Accounting

Transactions are recorded on an accrual and a budgetary basis of accounting. Under the accrual basis, revenues are recorded when earned and expenses are recorded when incurred, regardless of when cash is exchanged. Under the federal budgetary basis of accounting, funds availability is recorded based upon legal considerations and constraints. Budget authority is the authority provided by federal law to incur financial obligations that will result in outlays or expenditures.

## **Note 1: Summary of Significant Accounting Policies (con't)**

### **Revenues and Other Financing Sources**

CSOSA receives the majority of funding needed to support its programs through Congressional appropriations. CSOSA receives an annual appropriation that may be used, within statutory limits, for operating and capital expenditures. Additional funding is provided through grants from the ONDCP. Revenues are recognized at the time related program or administrative expenses are incurred. CSOSA reviews and classifies inter-agency agreements as either exchange or transfers-in based on the nature of the agreement.

### **Fund Balance with Treasury**

Funds with the Treasury represent primarily appropriated funds available to pay current liabilities and finance future authorized purchases. The Treasury, as directed by authorized certifying officers, processes receipts and disbursements on behalf of CSOSA. CSOSA does not maintain cash in commercial bank accounts nor does CSOSA maintain an imprest fund.

### **Accounts Receivable**

Accounts receivable consists of receivables and reimbursements due from Federal agencies and others. Generally, intragovernmental accounts receivable are considered fully collectible based on historical precedent.

### **Property, Plant and Equipment**

Property and equipment is recorded at cost and is depreciated using the straight-line method over the useful life of the asset, when the estimated useful life of an asset is two or more years. Leasehold improvements are capitalized when the improvements are made and amortized over the remaining term of the lease agreement. CSOSA established capitalization thresholds of \$100,000 for leasehold improvements and \$25,000 for equipment. Other property items, normal repairs, and maintenance are expensed as incurred. CSOSA follows SFFAS 10 for capitalization of software in the development phase. Internal use software is capitalized when developmental phase costs or enhancement costs are \$500,000 or more and the asset has an estimated useful life of two or more years.

### **Advances and Prepayments**

Payments in advance of the receipt of goods and services are recorded as prepaid charges at the time of prepayment and are recognized as expenditures/expenses when the related goods and services are received.

### **Liabilities**

Liabilities represent the monies or other resources that are likely to be paid by CSOSA as the result of a transaction or event that has already occurred. However, no liability can be paid absent the proper budget authority. Liabilities that are not funded by the current year appropriation are classified as liabilities not covered by budgetary resources.

### **Contingencies and Commitments**

CSOSA is a party to various administrative proceedings, legal actions and claims. A liability is recognized as an unfunded liability for any legal actions where unfavorable decisions are considered "probable" and an estimate for the liability can be made. Contingent liabilities that are considered "reasonably possible" are disclosed in the notes to the financial statements. Liabilities that are considered "remote" are not recognized in the financial statements or disclosed in the notes to the financial statements.

## **Note 1: Summary of Significant Accounting Policies (con't)**

### **Annual, Sick and Other Leave**

Annual and compensatory leave is accrued, as an unfunded liability, as it is earned. Each year the accrued unfunded annual leave liability account is adjusted to reflect the current unfunded leave earned and the current pay rates. To the extent current or prior year appropriations are not available to fund annual and compensatory leave earned, funding will be obtained from future financing sources. Sick leave and other types of non-vested leave are expensed as taken.

### **Interest on Late Payments**

Pursuant to the Prompt Payment Act, 31 U.S.C. 3901-3907, CSOSA pays interest on payments for goods or services made to business concerns after the due date. The due date is generally 30 days after receipt of a proper invoice or acceptance of the goods or services, whichever is later.

### **Retirement Plans**

CSOSA participates in the retirement plans offered by the Office of Personnel Management (OPM) and does not maintain any private retirement plans. CSOSA employees participate in either the Civil Service Retirement System (CSRS) or the Federal Employees Retirement System (FERS). The FY 2020 CSRS contribution rates remain unchanged from FY 2019. For employees covered by the CSRS, CSOSA contributes 7.0 percent of the employees' gross pay for normal retirement and 7.5 percent for law enforcement retirement. For employees covered by the FERS, FY 2020 contribution rates have changed from FY 2019 rates. For FY 2020, the percentage that CSOSA contributes increased from 13.7 percent to 16.0 percent of employees' gross pay for normal retirement and from 30.1 percent to 33.4 percent for law enforcement retirement. For FERS-RAE and FERS-FRAE the percentage that CSOSA contributes increased from 11.9 percent to 14.2 percent for normal retirement and from 28.4 percent to 31.6 percent for law enforcement retirement. All employees are eligible to contribute to the Federal Thrift Savings Plan (TSP). For employees covered by the FERS plans, a TSP account is automatically established and CSOSA is required to contribute 1 percent of gross pay to this plan and match employee contributions up to 4 percent. No matching contributions are made to the TSPs established by CSRS employees. CSOSA does not report CSRS or FERS assets, accumulated plan benefits or unfunded liabilities, if any, which may be applicable to its employees, such reporting is the responsibility of OPM. The Statement of Federal Financial Accounting Standards (SFFAS) No. 5, Accounting for Liabilities of the Federal Government, requires employing agencies to recognize the cost of pensions and other retirement benefits during their employees' active years of service, see Note 8, Imputed Financing Sources for additional details.

### **Federal Employees Compensation Benefits**

The Federal Employees Compensation Act (FECA) provides income and medical cost protection to cover Federal civilian employees injured on the job, employees who have incurred a work-related occupational disease, and beneficiaries of employees whose death is attributable to a job-related injury or occupational disease. The total FECA liability consists of an actuarial and an accrued portion as discussed below.

**Actuarial Liability:** The U.S. Department of Labor (DOL) calculates the liability of the Federal Government for future compensation benefits, which includes the expected liability for death, disability, medical and other approved costs. The liability is determined using the paid-losses extrapolation method calculated over the next 37-year period. This method utilizes historical benefit payment patterns related to a specific incurred period to predict the ultimate payments related to that period. The projected annual benefit payments are discounted

**Note 1: Summary of Significant Accounting Policies (con't)**

to present value. The resulting Federal Government liability is then distributed by agency. The portion of this liability (if any) would include the estimated future cost of death benefits, workers' compensation, medical and miscellaneous cost for approved compensation cases for CSOSA employees. Due to the size of CSOSA, DOL does not report CSOSA separately. The FECA actuarial liability (if any) is recorded for reporting purposes only. This liability constitutes an extended future estimate of cost, which will not be obligated against budgetary resources until the fiscal year in which the cost is actually billed.

**Accrued Liability:** The accrued FECA liability (if any) is the amount owed to DOL for the benefits paid from the FECA Special Benefits Fund which CSOSA has not yet reimbursed.

**Earmarked Funds**

Earmarked funds are financed by specifically identified revenues that remain available over time and are required by statute to be used for designated activities, benefits or purposes. FASAB SFFAS No. 27, *Identifying and Reporting Earmarked Funds*, requires the separate identification of earmarked funds on the Agency accompanying financial statements. CSOSA management determined that none of its funds are considered to be earmarked.

**Use of Estimates**

The preparation of financial statements requires management to make estimates and assumptions that affect amounts reported in the financial statements and accompanying notes. Such estimates and assumptions could change in the future as more information becomes known, which could impact the amounts reported and disclosed herein.

**Note 2: Fund Balance with Treasury**

The Fund Balance with Treasury amount represents the unexpended cash balance of CSOSA's Treasury Symbols and consists of the following as of September 30, 2020 and September 30, 2019:

<b>Fund Balance</b>	<b>CSP</b>	<b>PSA</b>	<b>Total FY 2020</b>	<b>Total FY 2019</b>
Appropriated Funds	\$101,693,378	\$24,335,964	\$126,029,342	\$120,386,622

Status of the Fund Balance with Treasury consists of the following as of September 30, 2020 and September 30, 2019:

<b>Status of Fund Balance</b>	<b>CSP</b>	<b>PSA</b>	<b>Total FY 2020</b>	<b>Total FY 2019</b>
Unobligated Balance				
Available	\$15,321,328	\$8,578,104	\$23,899,432	\$5,820,330
Unavailable	10,274,027	2,013,140	12,287,167	26,224,959
Obligated Balance not yet Disbursed	76,511,437	13,748,060	90,259,497	88,597,281
Less: Reimbursable Obligations	(327,333)	-0-	(327,333)	(231,295)
Less: Accounts Receivable	(86,081)	(3,340)	(89,421)	(40,632)
<b>Total</b>	<b>\$101,693,378</b>	<b>\$24,335,964</b>	<b>\$126,029,342</b>	<b>\$120,370,643</b>

The Status of Fund Balance may differ from the Fund Balance due to reimbursable obligations that are in an Obligated Balance not yet Disbursed and/or Accounts Receivable status.

**Note 3: Accounts Receivable**

CSOSA’s Accounts Receivable consists of services provided in conjunction with reimbursable grants from the ONDCP and the DCSC and Child and Family Services Agency. All receivables are considered collectible based on historical precedent; there is no allowance for uncollectable accounts. The receivables consists of the following:

Receivables	CSP	PSA	Total FY 2020	Total FY 2019
Federal Receivable	\$88,593	\$3,340	\$91,933	\$19,903
Public Receivable	(2,512)	-0-	(2,512)	20,729
<b>Total Receivables</b>	<b>\$86,081</b>	<b>\$3,340</b>	<b>\$89,421</b>	<b>\$40,632</b>

**Note 4: General Property, Plant and Equipment, Net**

Equipment consists of laboratory equipment used for the purpose of drug testing related to CSOSA’s mission to supervise offenders and defendants. Equipment also includes general office equipment used to support CSOSA administratively. Leasehold improvements represent modifications made to leased assets to meet CSOSA’s specific needs. The Supervision Management Automated Record Tracking system (SMART) is CSOSA CSP’s primary Internal Use Software project. SMART was developed in-house and is currently being re-developed to enable CSOSA to better track the individuals under CSOSA’s jurisdiction. CSP anticipates that SMART redevelopment will be deployed in FY 2021. CSOSA CSP is also deploying a new Physical Security Access Control System. CSOSA established capitalization thresholds of \$100,000 for leasehold improvements and \$25,000 for equipment. Other property items, normal repairs, and maintenance are expensed as incurred. Internal use software is capitalized when developmental phase costs or enhancement costs are \$500,000 or more and the asset has an estimated useful life of two or more years. CSOSA amortizes leasehold improvements based on the remaining period of the lease; equipment is depreciated for five years and internal use software is depreciated for two years.

Property, Plant and Equipment balances as of September 30, 2020 and September 30, 2019 are as follows:

CSP	Estimated Useful Life	Purchase Cost	Accumulated Depreciation	Net Book Value FY 2020	Net Book Value FY 2019
Construction in Progress		\$106,622	\$-0-	\$106,622	\$-0-
Equipment	5yrs	7,375,831	4,041,375	3,334,456	4,523,946
Leasehold Improvements	Based on life of lease	9,583,700	4,116,272	5,467,428	7,417,417
Internal Use Software	5yrs	20,695,214	20,693,590	1,624	303,549
IUS in Development		14,488,365	-0-	14,488,365	12,326,738
<b>Total CSP</b>		<b>\$52,249,732</b>	<b>\$28,851,237</b>	<b>\$23,398,495</b>	<b>\$24,571,650</b>
PSA	Estimated Useful Life	Purchase Cost	Accumulated Depreciation	Net Book Value FY 2020	Net Book Value FY 2019
Equipment	5yrs	\$3,429,803	\$2,569,770	\$860,033	\$1,401,353
Leasehold Improvements	Based on life of lease	704,958	376,489	328,469	363,980
Internal Use Software	5yrs	8,604,532	7,605,650	998,882	-0-
IUS in Development		2,873,677	-0-	2,873,677	1,642,284
<b>Total PSA</b>		<b>15,612,970</b>	<b>10,551,909</b>	<b>5,061,061</b>	<b>3,407,617</b>
<b>Total CSOSA</b>		<b>\$67,862,702</b>	<b>\$39,403,146</b>	<b>\$28,459,556</b>	<b>\$27,979,267</b>



**Note 5: Liabilities Not Covered by Budgetary Resources**

Liabilities not covered by budgetary resources are liabilities for which Congressional action is needed before budgetary resources can be provided. Liabilities not covered by budgetary resources include Accrued Unfunded Annual Leave earned but not used as of September 30. The accrued unfunded annual leave liability is adjusted as leave is earned and used throughout the year. The expenditure for these accruals will be funded from future Congressional actions as the expenses are incurred. The annual net change of the Accrued Unfunded Annual Leave is reflected in Note 12: *Reconciliation of Net Cost of Operations (proprietary) to Budget*. Liabilities not covered by Budgetary Resources consist of the following as of September 30, 2020 and September 30, 2019:

	<b>CSP</b>	<b>PSA</b>	<b>Total FY 2020</b>	<b>Total FY 2019</b>
Accrued Unfunded Liability	\$8,290,240	\$3,812,142	\$12,102,382	\$9,044,065
Actuarial FECA Liability	306,450	565,780	872,230	480,766
<b>Total Liabilities Not Covered by Budgetary Resources</b>	<b>\$8,596,690</b>	<b>\$4,377,922</b>	<b>\$12,974,612</b>	<b>\$9,524,831</b>
<b>Total Liabilities Covered by Budgetary Resources</b>	<b>8,200,057</b>	<b>4,551,371</b>	<b>12,751,428</b>	<b>13,819,277</b>
<b>Total Liabilities</b>	<b>\$16,796,747</b>	<b>\$8,929,293</b>	<b>\$25,726,040</b>	<b>\$23,344,108</b>

**Note 6: Exchange/Earned Revenue**

CSOSA earns exchange revenue through inter-agency agreements with other Federal and state entities for which CSOSA provides grant administration services. Revenues are recognized at the time related program or administrative expenses are incurred. CSOSA reviews and classifies their inter-agency agreements as either exchange or transfers in. Revenues consist of the following as of September 30, 2020 and September 30, 2019:

<b>Exchange/Earned Revenue</b>	<b>Intragovernmental Revenue</b>	<b>Earned Revenue from Public</b>	<b>Total FY2020</b>	<b>Total FY 2019</b>
CSP	\$312,200	\$-0-	\$312,200	\$369,615
PSA	7,235	3,861	11,096	24,822
<b>Total CSOSA</b>	<b>\$319,435</b>	<b>\$3,861</b>	<b>\$323,296</b>	<b>\$394,437</b>

**Note 7: Leases**

Operating leases have been established for multiple years. Many of the operating leases that expire over an extended period of time include an option to renew the lease for additional periods. The majority of space that CSOSA leases is based on the GSA square footage requirements and the rental charges are intended to approximate commercial rates. It is anticipated that in most cases, CSOSA will continue to lease space.

**Note 7: Leases (Cont.)**

Future Operating Lease Payments Due	CSP		PSA		Total
	Federal	Non-Federal	Federal	Non-Federal	
Fiscal Year 2021	\$11,421,639	\$3,495,816	\$3,182,136	\$2,056,415	\$20,156,006
Fiscal Year 2022	11,747,034	3,583,406	3,213,958	2,093,544	20,637,942
Fiscal Year 2023	12,081,760	3,681,451	4,549,121	85,238	20,397,570
Fiscal Year 2024	12,426,085	2,753,292	4,640,103	86,943	19,906,423
Fiscal Year 2025	12,780,287	4,500,223	4,732,905	88,682	22,102,097
Fiscal Year 2026 and Beyond	84,290,276	30,206,449	25,122,830	470,735	140,090,290
<b>Total Future Operating Lease Payments Due</b>	<b>\$144,747,081</b>	<b>\$48,220,637</b>	<b>\$45,441,053</b>	<b>\$4,881,557</b>	<b>\$243,290,328</b>

**Note 8: Imputed Financing Sources**

Imputed financing recognizes actual cost of future benefits to employees, the Federal Employees Health Benefits Program (FEHB), the Federal Employees Group Life Insurance Program (FEGLI), and the Retirement Plans that are paid by other Federal entities. SFFAS No. 5, Accounting for Liabilities of the Federal Government, requires that employing agencies recognize the cost of pensions and other retirement benefits during their employees' active years of service. SFFAS No. 5 requires OPM to provide cost factors necessary to calculate these costs. OPM actuaries calculate the value of pension benefits expected to be paid in the future, and then determine the total funds to be contributed by and for covered employees. For "regular" and "law enforcement" employees of FERS and CSRS, OPM calculated that 16.7 percent and 34.7 percent for FERS and 38.5 percent and 53.4 percent for CSRS Offset, respectively, of each employee's salary would be sufficient to fund these projected pension benefit costs. The cost to be paid by other agencies is the total calculated future costs, less employee and employer contributions. In addition, other retirement benefits, which include health and life insurance that are paid by other Federal entities, must also be disclosed. The Agency contribution rates for employees under the FERS, FERS-RAE and FERS-FRAE pension plans increased significantly this year which resulted in significantly lower Imputed Costs for pensions.

Imputed financing sources consists of the following as of September 30, 2020 and September 30, 2019:

	CSP	PSA	Total FY 2020	Total FY 2019
FEHB	\$5,248,405	\$2,400,914	\$7,649,319	\$6,608,440
FEGLI	15,560	6,439	21,999	22,283
Pensions	990,669	331,561	1,322,230	4,563,970
<b>Total</b>	<b>\$6,254,634</b>	<b>\$2,738,914</b>	<b>\$8,993,548</b>	<b>\$11,194,693</b>

**Note 9: Contingencies and Commitments**

CSOSA is a party to various administrative proceedings, legal actions and claims. As of September 30, 2020, there are two cases classified as probable with an estimated amount of loss range between \$12,000 and \$15,000. In addition, there are a total of three cases classified as reasonably possible. The estimated amount of losses relating to one of these three reasonably possible cases is classified as unknown. The estimated amount of losses relating to two of the three reasonably possible cases ranges from \$75,668 to \$156,500.

**Note 10: Apportionment Categories of Obligations Incurred**

An apportionment is a distribution made by OMB of budgetary resources. A Category AB apportionment distributes budgetary resources by time period (generally fiscal quarter) and program. CSOSA’s direct and reimbursable obligations incurred against amounts apportioned under Category AB apportionments during fiscal year 2020 are:

<b>Fiscal Year September 30, 2020 Obligations Apportioned Under:</b>	<b>Direct Obligations</b>	<b>Reimbursable Obligations</b>	<b>Total FY 2020</b>	<b>Total FY 2019</b>
<b><u>CSP</u></b>				
Category AB	\$177,651,591	\$396,632	\$178,048,223	\$176,102,618
<b><u>PSA</u></b>				
Category AB	66,270,426	11,175	66,281,602	66,698,396
<b>Total</b>	<b>\$243,922,017</b>	<b>\$407,807</b>	<b>\$244,329,824</b>	<b>\$242,801,014</b>

**Note 11: Explanation of Differences Between the Statement of Budgetary Resources and the 2021 Budget of the United States Government**

CSOSA reports information about budgetary resources in the accompanying Combined Statements of Budgetary Resources (SBR) and for presentation in the Budget of the U.S. Government (President’s Budget). The President’s Budget for fiscal year 2021, which contains actual budget results for fiscal year 2019, was released in February 2020.

There were no material differences between the amounts for fiscal year 2019 published in the President’s FY 2021 Budget and that reported in the accompanying SBRs for the fiscal year ending on September 30, 2019 for obligations incurred or net outlays. For budgetary presentation resources, the difference in Total Budgetary Resources can be primarily attributed to the fact that total unobligated balances brought forward for expired funds are reported in the SBR, but not in the President’s Budget. The difference in Net Outlays is due to rounding.

The following is the reconciliation of the 2019 SBR to the 2021 President’s Budget.

<b>Fiscal Year 2019</b>	<b>Total Budgetary Resources</b>	<b>Obligations Incurred</b>	<b>Distributed Offsetting Receipts</b>	<b>Net Outlays</b>
<b>Combined Statement of Budgetary Resources:</b>	<b>\$275</b>	<b>\$243</b>	<b>\$-0-</b>	<b>\$242</b>
Differences:				
Prior Year Unobligated brought forward	(18)			
Recoveries of Prior-Year Resources	(8)			
Other Changes in Obligated Balance	8			
Other [Rounding]	-0-			1
<b>Budget of the United States</b>	<b>\$257</b>	<b>\$243</b>	<b>\$-0-</b>	<b>\$243</b>

**Note 12: Reconciliation of Net Cost of Operations (proprietary) to Budget**

The following is provided as a reconciliation of budgetary obligations and non-budgetary resources, as of September 30, 2020.

	Intra- governmental	With the public	Total FY 2020	Total FY 2019
<b>NET COST</b>	<b>\$59,242,366</b>	<b>\$183,254,177</b>	<b>\$242,496,543</b>	<b>\$249,057,362</b>
<b>Components of Net Cost That Are Not Part of Net Outlays:</b>				
Property, plant, and equipment depreciation	-0-	(4,560,316)	(4,560,316)	(3,530,649)
Other	-0-	(691,794)	(691,794)	118,744
<b>Increase/(decrease) in assets:</b>				
Accounts receivable	70,194	(21,405)	48,789	9,882
<b>(Increase)/decrease in liabilities:</b>				
Accounts payable	6,916	2,506,944	2,513,860	1,959,773
Salaries and benefits	(477,114)	(968,897)	(1,446,011)	(605,368)
Other liabilities (Unfunded leave, Unfunded FECA, Actuarial FECA)	(157,152)	(3,292,629)	(3,449,781)	(604,964)
<b>Other financing sources:</b>				
Federal employee retirement benefit costs paid by OPM and imputed to the agency	(8,993,548)	-0-	(8,993,548)	(11,194,693)
<b>Total Components of Net Cost That Are Not Part of Net Outlays</b>	<b>(9,550,704)</b>	<b>(7,028,097)</b>	<b>(16,578,801)</b>	<b>(13,847,274)</b>
<b>Components of Net Outlays That Are Not Part of Net Cost:</b>				
Acquisition of capital assets	-0-	5,793,305	5,793,305	6,705,150
<b>Total Components of Net Outlays That Are Not Part of Net Cost</b>	<b>-0-</b>	<b>5,793,305</b>	<b>5,793,305</b>	<b>6,705,150</b>
Other Temporary Timing Differences	-0-	-0-	-0-	24,100
<b>NET OUTLAYS</b>	<b>\$49,691,662</b>	<b>\$182,019,385</b>	<b>231,711,047</b>	<b>\$241,939,338</b>

**Note 13: Undelivered Orders at the end of the Period**

CSOSA had Undelivered Orders consisting of the following as of September 30, 2020 and September 30, 2019:

	Federal	Non-Federal	Total FY 2020	Total FY 2019
Undelivered Orders	\$8,945,883	\$68,622,356	\$77,568,239	\$74,838,173
Paid	21,957,955	210,012,114	231,970,069	242,332,426
Unpaid	\$2,263	\$12,688,995	\$12,691,258	\$13,759,108

## AFR Section III: Other Information

### Summary of Financial Statement Audit and Management Assurances

The tables below summarize material weaknesses identified by the financial statement audit and/or by the Agency through Federal Managers' Financial Integrity Act (FMFIA) and Federal Financial Management Improvement Act (FFMIA) management assurances. There were no material weaknesses identified by the auditors or management for FY 2020.

#### Summary of Financial Statement Audit:

<b>FY 2020 Audit Opinion:</b>		Unmodified			
<b>Restatement:</b>		No			
<u>Material Weakness</u>	<u>Beginning Balance</u>	<u>New</u>	<u>Resolved</u>	<u>Consolidated</u>	<u>Ending Balance</u>
<i>Total Material Weaknesses</i>	<b>0</b>	<b>0</b>	<b>0</b>	<b>0</b>	<b>0</b>

#### Summary of Management Assurances:

<b>Effectiveness of Internal Control over Financial Reporting (FMFIA § 2)</b>					
<b>FY 2020 Statement of Assurance:</b>		Unmodified			
<u>Material Weakness</u>	<u>Beginning Balance</u>	<u>New</u>	<u>Resolved</u>	<u>Consolidated</u>	<u>Ending Balance</u>
<i>Total Material Weaknesses</i>	<b>0</b>	<b>0</b>	<b>0</b>	<b>0</b>	<b>0</b>

<b>Effectiveness of Internal Control over Operations (FMFIA § 2)</b>					
<b>FY 2020 Statement of Assurance:</b>		Unmodified			
<u>Material Weakness</u>	<u>Beginning Balance</u>	<u>New</u>	<u>Resolved</u>	<u>Consolidated</u>	<u>Ending Balance</u>
<i>Total Material Weaknesses</i>	<b>0</b>	<b>0</b>	<b>0</b>	<b>0</b>	<b>0</b>

<b>Conformance with Financial Management System Requirements (FMFIA § 4)</b>					
<b>FY 2020 Statement of Assurance:</b>		Systems comply to financial management system requirements			
<u>Material Weakness</u>	<u>Beginning Balance</u>	<u>New</u>	<u>Resolved</u>	<u>Consolidated</u>	<u>Ending Balance</u>
<b>Total Material Weaknesses</b>	<b>0</b>	<b>0</b>	<b>0</b>	<b>0</b>	<b>0</b>
<b>Compliance with Federal Financial Management Improvement Act (FFMIA)</b>					
		Agency		Auditor	
Overall Substantial Compliance		Yes		NA	
1. System Requirements				NA	
2. Accounting Standards				NA	
3. USSGL at the Transaction Level				NA	

### Improper Payments

The Improper Payment Information Act (IPIA) of 2002 (P.L. 107-300), as amended by the Improper Payments Elimination and Recovery Act (IPERA) of 2010 (P.L. 111-204) and the Improper Payment Elimination and Recovery Improvement Act (IPERIA) of 2012 (P.L. 112-248) extends erroneous payment reporting and Do Not Pay (DNP) requirements to all Federal programs and activities. IPERA and IPERIA require that agencies examine the risk of erroneous payments in all programs and activities they administer. CSOSA consists of two programs: CSP and PSA. IPERIA also identifies DNP pre-award and pre-payment review requirements.

Agencies are required to review annually all programs and activities they administer and identify those that may be susceptible to significant erroneous payments. CSP performed an internal review of FY 2020 payments (dated September 29, 2020) and concluded that reviewed payments should have been made and were made in the correct amount. Given the inherent risks of the CSP and PSA programs, internal controls, the results of prior financial audits, and CSP internal testing of its FY 2020 payment transactions (to include payments made by credit card and payments made to employees), CSOSA has determined that neither program poses the risk of improper payments exceeding both 1.5% and \$10 million. In FY 2020, CSOSA complied with DNP pre-award and pre-payment review requirements initiated by our financial SSP, DOI IBC.