



TEXAS
Health and Human
Services

Texas Department of State
Health Services

School Compliance

Immunization Section

**Assessment, Compliance, and Epidemiology Branch
School Compliance and Epidemiology Team**

Overview



TEXAS
Health and Human
Services

- School Coverage Rates
- Population Assessments by Public Health Region (PHR)
- School Compliance Updates

School Coverage Rates

Annual Report of Immunization Status 2023-2024*

Kindergarten	Fully Vaccinated	Conscientious Exemption	Medical Exemption	Provisional Enrollment	Delinquent
DTaP	94.06%	3.33%	0.10%	0.62%	1.89%
Hepatitis A	94.39%	3.11%	0.08%	1.17%	1.25%
Hepatitis B	95.76%	2.96%	0.06%	0.24%	0.97%
MMR	94.36%	3.40%	0.13%	0.23%	1.89%
Polio	94.33%	3.34%	0.10%	0.42%	1.82%
Varicella	93.78%	3.39%	0.14%	0.67%	2.02%
7th Grade	Fully Vaccinated	Conscientious Exemption	Medical Exemption	Provisional Enrollment	Delinquent
Tdap	93.62%	2.55%	0.08%	0.23%	3.51%
Hepatitis A	97.12%	1.61%	0.04%	0.52%	0.70%
Hepatitis B	97.53%	1.56%	0.04%	0.16%	0.71%
MCV4	93.23%	2.58%	0.07%	0.12%	3.99%
MMR	97.69%	1.55%	0.06%	0.08%	0.62%
Polio	97.36%	1.61%	0.04%	0.22%	0.77%
Varicella	97.20%	1.65%	0.11%	0.24%	0.79%

*2023-2024 data is preliminary and subject to change



TEXAS

Health and Human Services

Texas Department of State
Health Services

Coverage Rates by School Year



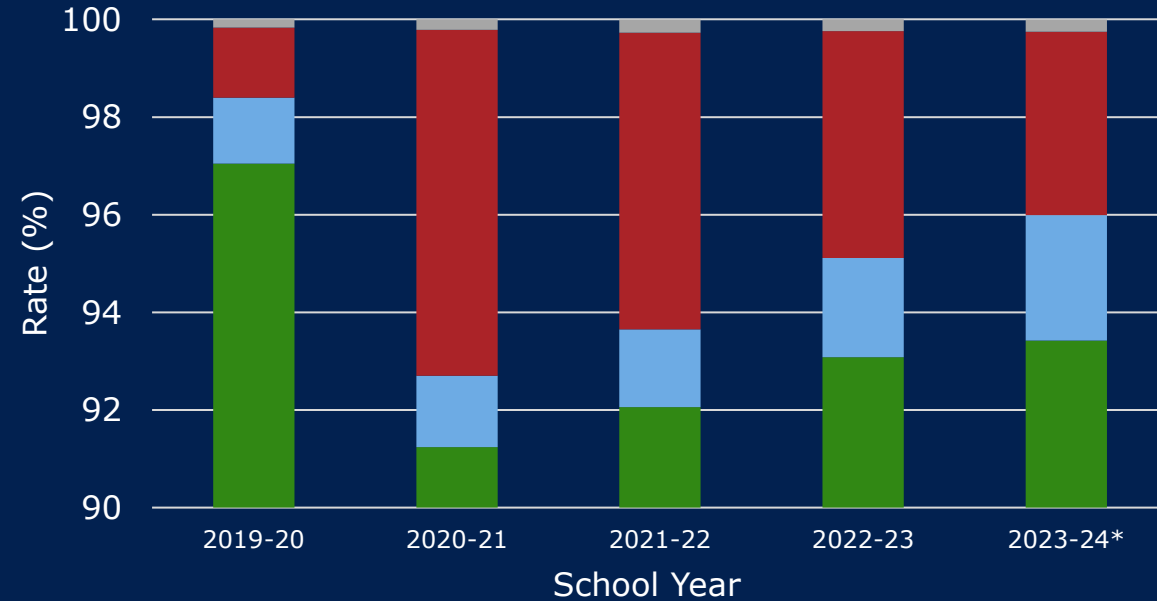
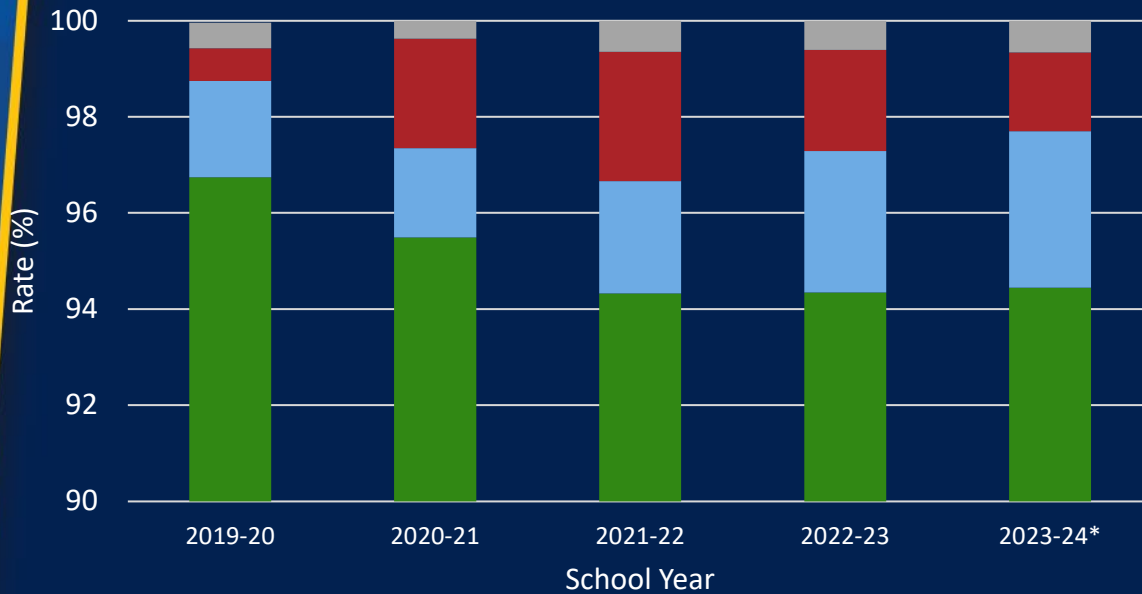
TEXAS
Health and Human Services
Texas Department of State
Health Services

Kindergarten

Seventh Grade

■ Completely Vaccinated
 ■ Conscientious exemptions
 ■ Delinquent
 ■ Other

■ Completely vaccinated
 ■ Conscientious exemptions
 ■ Delinquent
 ■ Other



DTaP, Hepatitis A, Hepatitis B, MMR, Polio, Varicella

Tdap, MCV4

"Other" is classified as medical exemptions, provisionally enrolled, and history of illness for varicella.

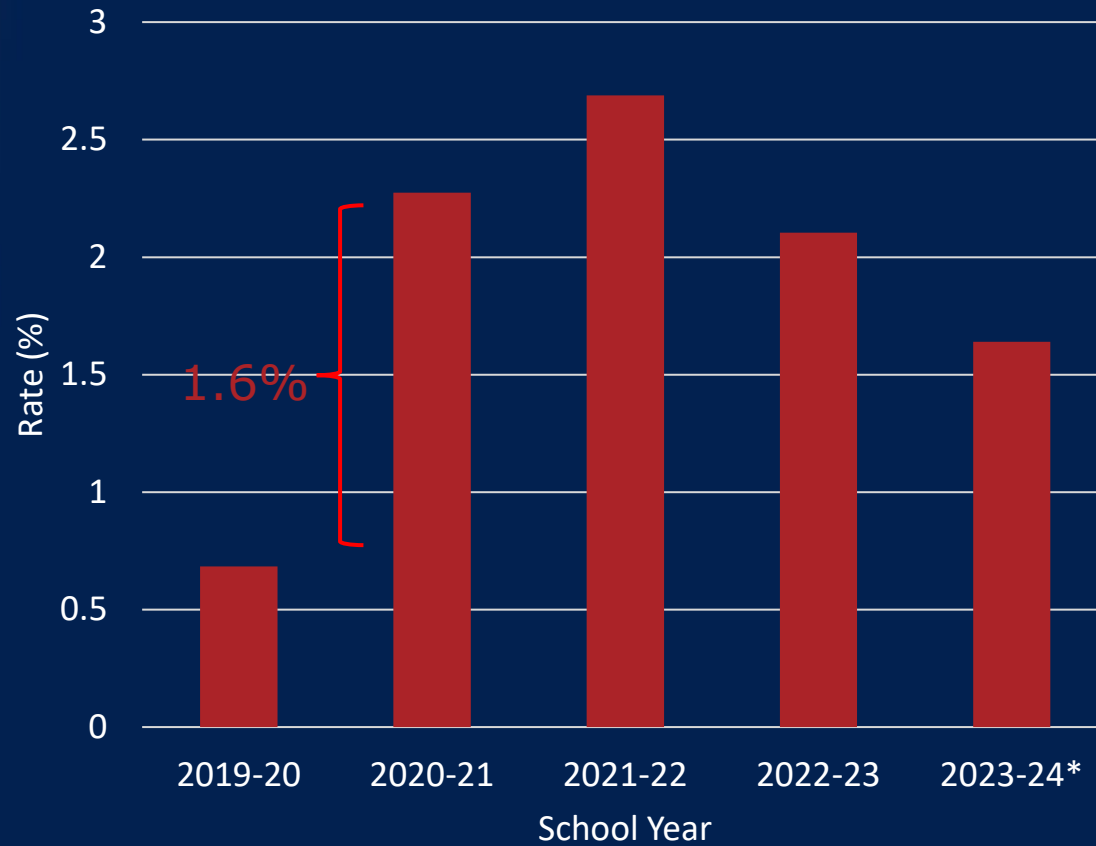
*2023-2024 data is preliminary and subject to change

Delinquency Rates

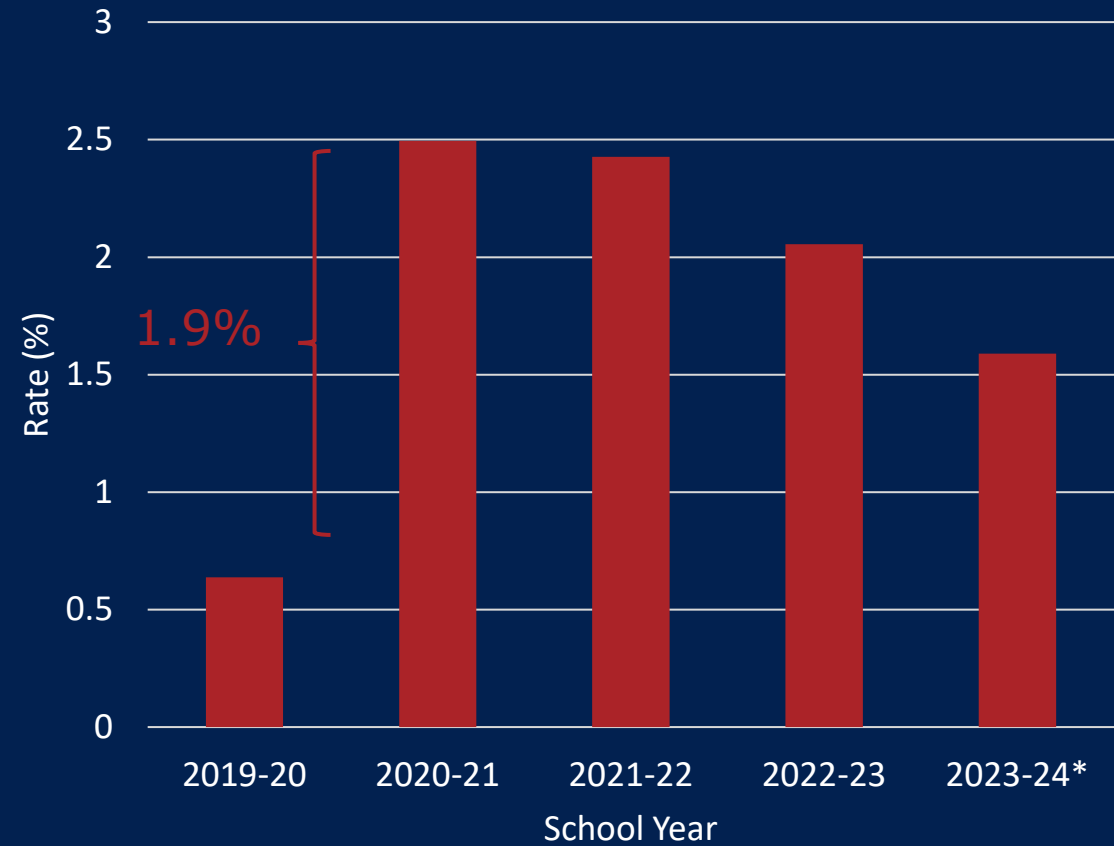


TEXAS
Health and Human Services
Texas Department of State
Health Services

Kindergarten



Seventh Grade



*2023-2024 data is preliminary and subject to change

Conscientious Exemption Rates

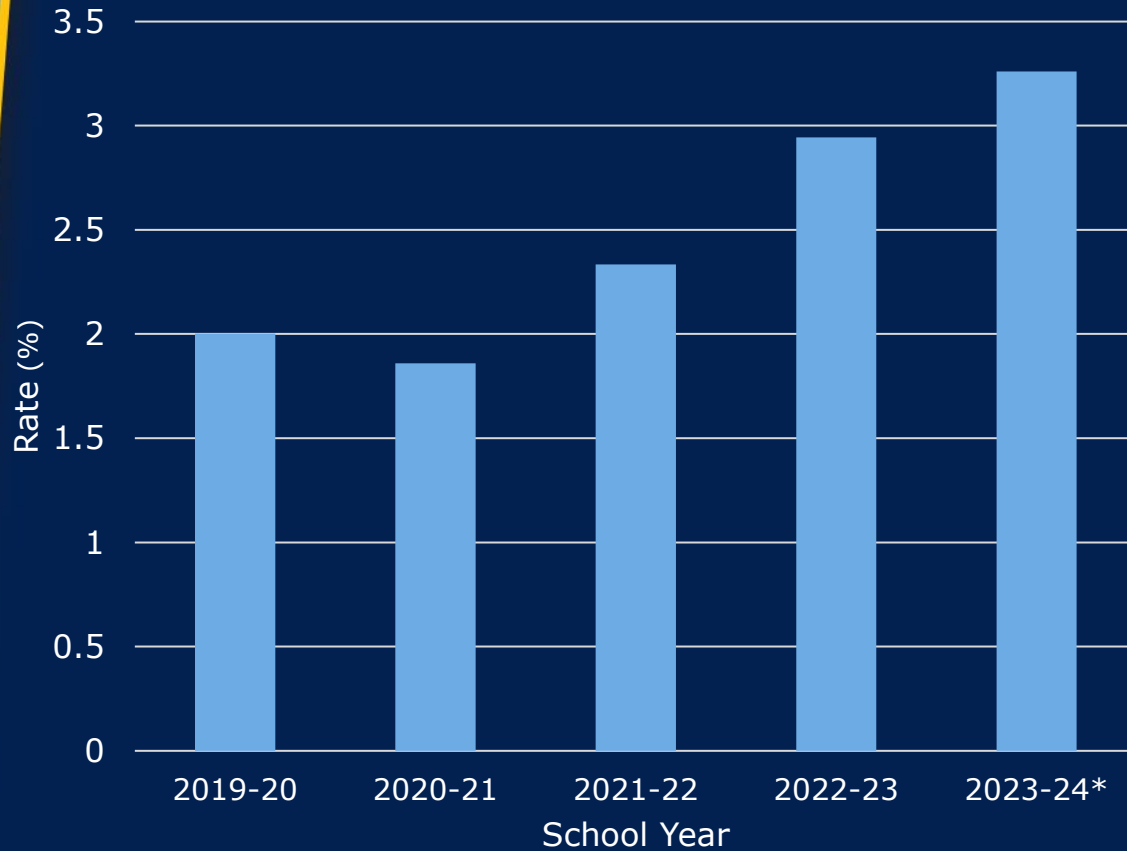


TEXAS

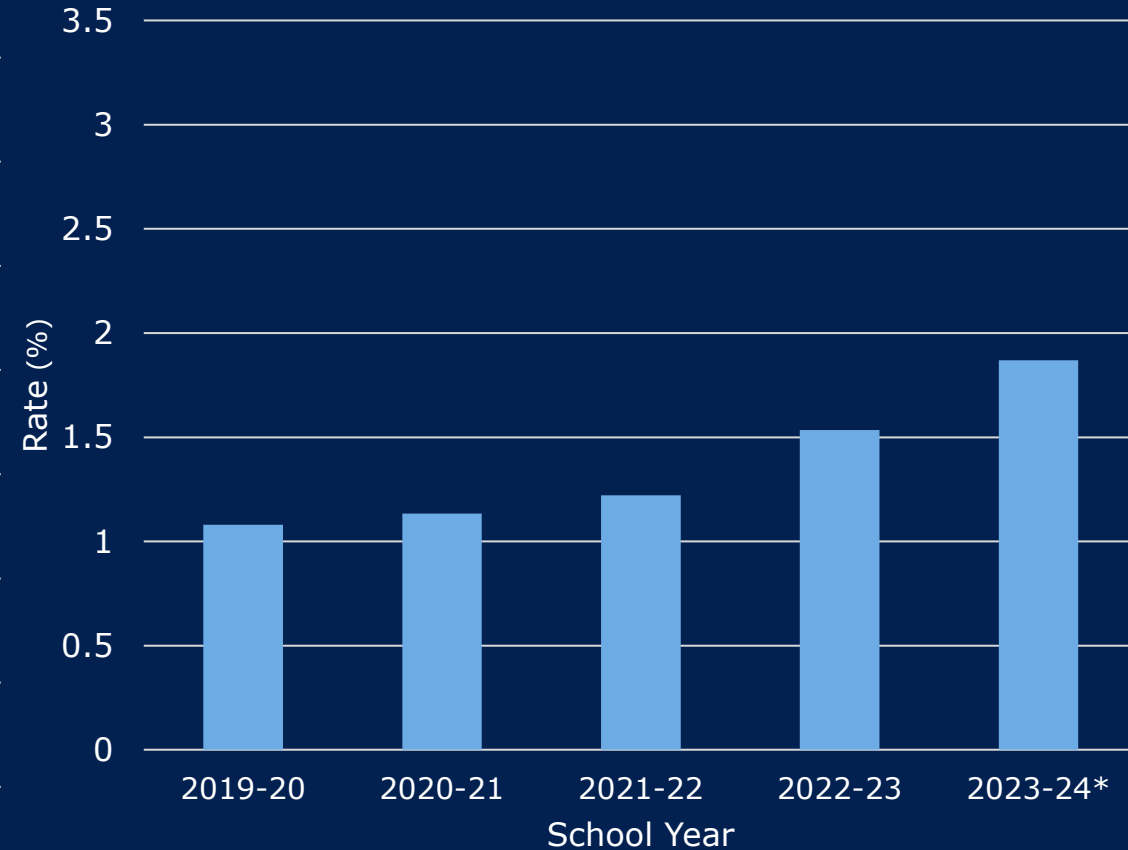
Health and Human Services

Texas Department of State
Health Services

Kindergarten



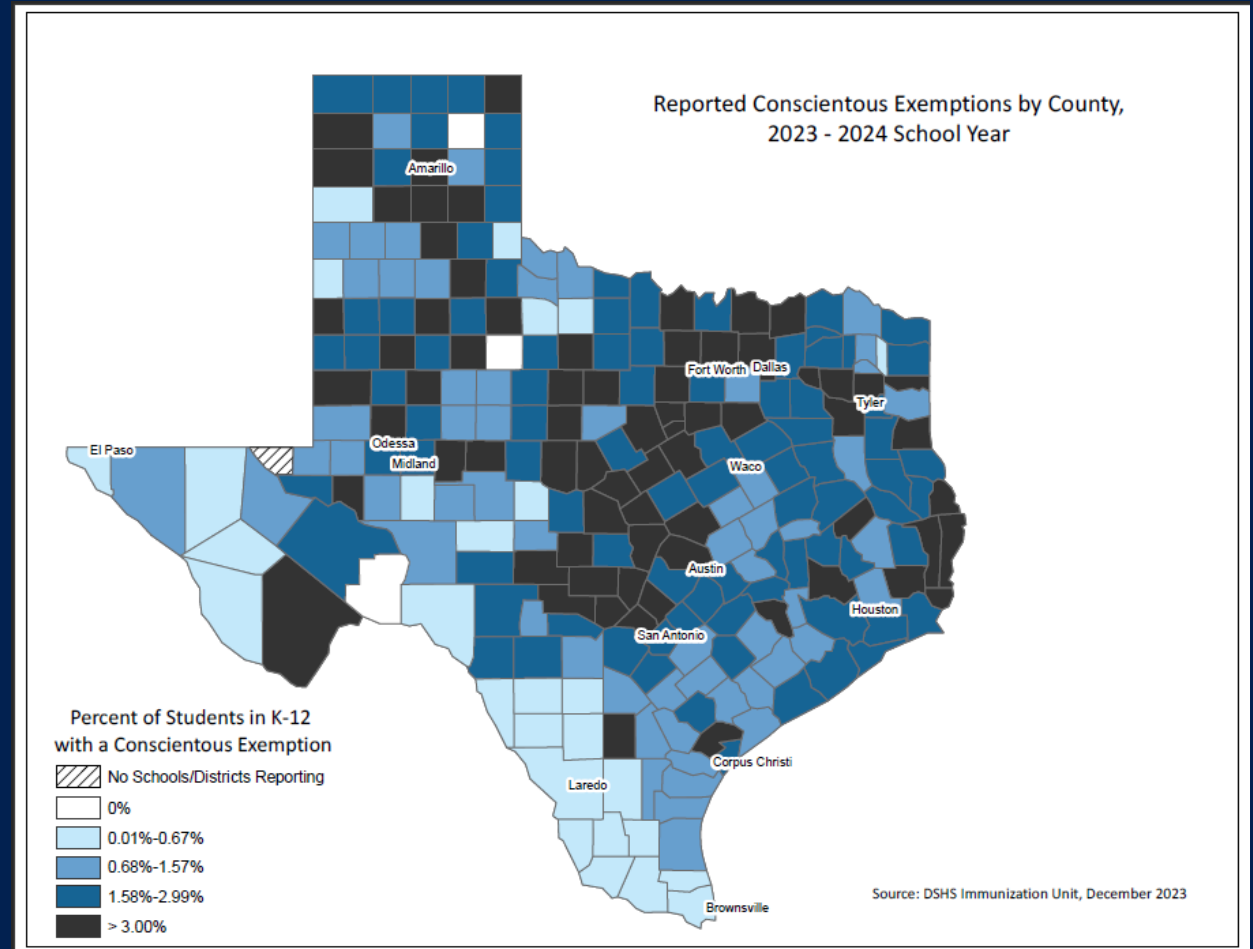
Seventh Grade



*2023-2024 data is preliminary and subject to change

CO Exemptions Reported by County

- Of 5,347,853 K-12 students, 122,795 (2.30%) were reported to have a conscientious exemption for one or more vaccines.



TEXAS

Health and Human Services

Texas Department of State Health Services



TEXAS
Health and Human
Services

Texas Department of State
Health Services

Questions

Nurriya Mohammad
School Compliance Epidemiologist
Imm.Epi@dshs.Texas.gov



TEXAS
Health and Human
Services

Texas Department of State
Health Services

Population Assessments by Public Health Region (PHR)

Population Assessments

Compliance by Region

- Delinquency School Audits
- Provisional Enrollment Audits
- Non-responder Audits
- Validation Surveys
- Childcare Audits



TEXAS
Health and Human Services

Texas Department of State
Health Services

Non-compliant School Audits



TEXAS

Health and Human Services

Texas Department of State
Health Services

Public Health Region	Distribution of Audits School Year 2023-2024	Percentage of Schools School Year 2022-2023
1	9%	36%
2/3	23%	23%
4/5N	6%	12%
6/5S	18%	34%
7	19%	39%
8	13%	36%
9/10	7%	29%
11	4%	19%

Non-responder School Audits



TEXAS

Health and Human Services

Texas Department of State
Health Services

Public Health Region	Percentage of Schools School Year 2022-2023	Percentage of Schools School Year 2023-2024
1	5%	0%
2/3	6%	11%
4/5N	2%	1%
6/5S	18%	23%
7	9%	11%
8	7%	7%
9/10	5%	2%
11	5%	7%

Validation Surveys



TEXAS

Health and Human Services

Texas Department of State
Health Services

Public Health Region	Total Surveys School Year 2023-2024
1	8
2/3	49
4/5N	6
6/5S	52
7	27
8	20
9/10	7
11	10
Total	179

Childcare Audits



TEXAS

Health and Human Services

Texas Department of State
Health Services

Public Health Region	Total Audits School Year 2023-2024
1	50
2/3	470
4/5N	65
6/5S	467
7	218
8	154
9/10	76
11	154
Total	1,654

School Compliance Updates

- Validation Surveys:
 - February 1, 2024 - Deadline to request Validation Survey replacement.
 - Email Imm.Epi@dshs.Texas.gov.
 - March 1, 2024 - Deadline to email School Validation Survey files.
 - Email Imm.Epi@dshs.texas.gov.
- Submit audits during the quarter audit is completed:
 - Email school audits to SchoolImm@dshs.Texas.gov.
 - Submit childcare audits in Child Health Reporting System (CHRS).
- CHRS IAmOnline Integration Update



TEXAS
Health and Human Services

Texas Department of State
Health Services



TEXAS
Health and Human
Services

Texas Department of State
Health Services

Questions

Jennifer Green
School Compliance Team Lead
SchoolImm@dshs.Texas.gov



TEXAS
Health and Human
Services

**Texas Department of State
Health Services**

Thank you
