

Pandemic Livestock Indemnity Program
(PLIP)
APPLICATION INSTRUCTIONS
FOR LEVEL 2 eAUTHENTICATED USERS
July 20, 2021
V 1.0

Contents

- 1 Creating an Application..... 4**
 - 1.1 Basic Information..... 4
 - 1.2 Creating an Application 4
- 2 Recording and Submitting an Application..... 6**
 - 2.1 Overview..... 6
 - 2.2 Part C – Livestock or Poultry Depopulated Screen 6
 - 2.3 Part D – Reductions Screen 8
 - 2.4 Summary Screen and Electronically Signing the Application..... 9
- 3 Modifying an Application 10**
 - 3.1 Overview..... 10
- 4 Printing an Application..... 11**
 - 4.1 Overview..... 11
- 5 Application Process Notifications..... 12**
 - 5.1 County Office Notifications..... 12
 - 5.2 Producer Notifications 12

Version History

Date	Version	Description of Change
7-20-21	1.0	Issued

1 Creating an Application

1.1 Basic Information

This software was developed to be accessed by customers with Level 2 eAuthentication access.

This software allows producers to:

- create and submit an application;
- view and modify an existing application;
- print an application.

The producer's recording county office will receive an email notification when an application has been created, submitted for approval, or modified.

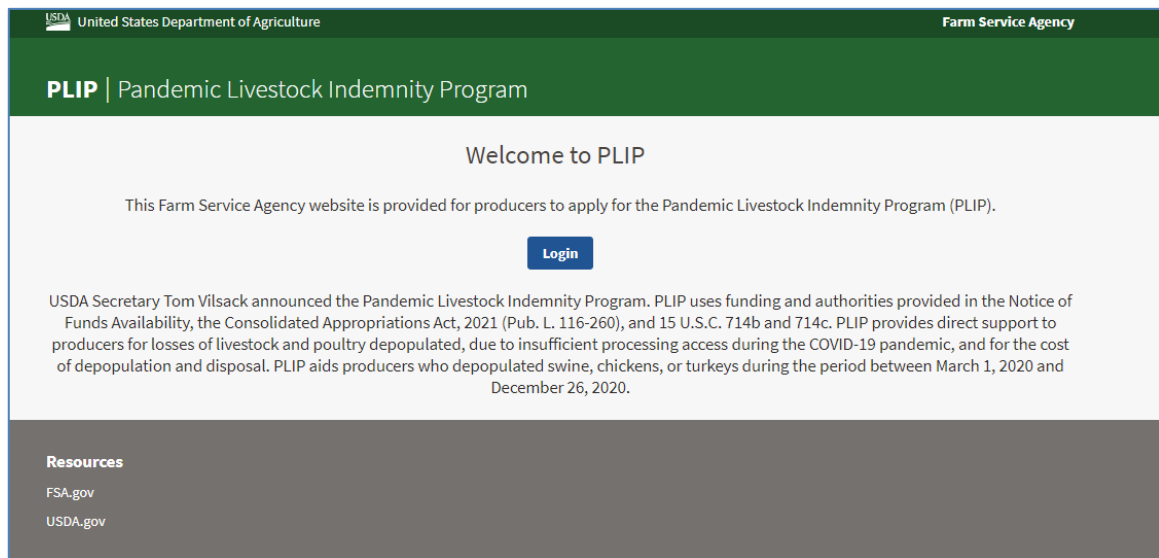
The producer will receive an email notification when an application has been created, submitted for approval, or a COC determination recorded.

1.2 Creating an Application

PLIP software may be accessed by navigating to the following link:

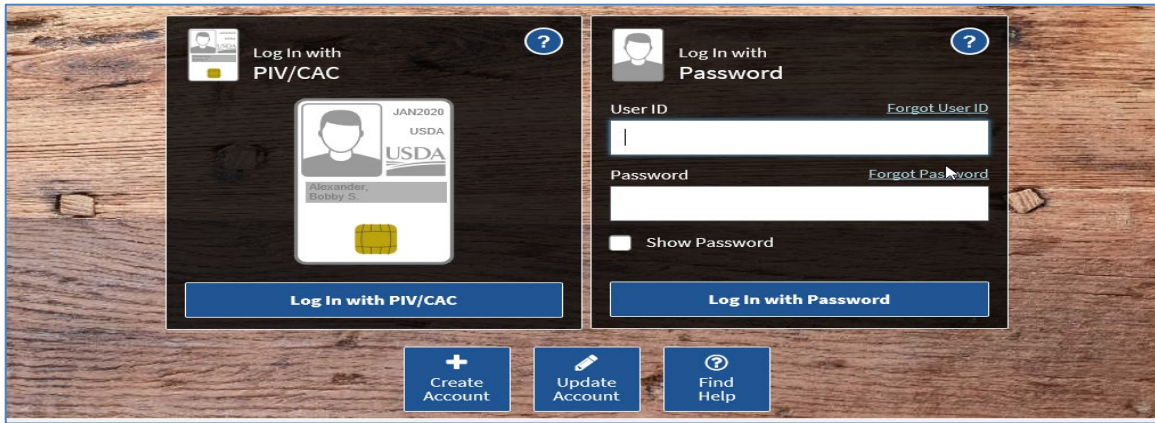
<https://apps.fsa.usda.gov/plip/index.jsp>

- CLICK the “**Login**” button.



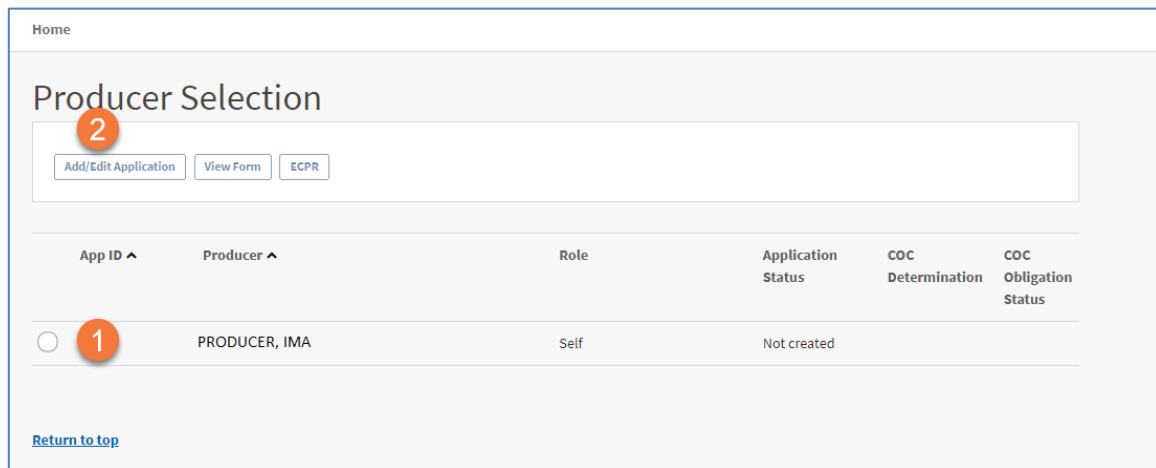
- The USDA eAuthentication login screen will be displayed.

- Enter your eAuth User ID and Password and **CLICK** the **“Log In with Password”** button.



The Application Selection screen is displayed, which lists you and/or any other producer for which the you have representative capacity.

- **CLICK** the radio button next to the applicable producer
- **CLICK** the **“Add/Edit Application”** button.



The Part C – Livestock and Poultry Depopulated screen is displayed, along with previously saved data, if an active application already exists for the selected producer; otherwise, a new application is created.

2 Recording and Submitting an Application

2.1 Overview

Application software allows you to record information for depopulated livestock and poultry.

Application software will always default to the Part C – Livestock or Poultry Depopulated screen.

2.2 Part C – Livestock or Poultry Depopulated Screen

- CLICK the “Add Part C – Livestock or Poultry Depopulated” button to add a new line entry.

Home

Part C - LIVESTOCK OR POULTRY DEPOPULATED | Part D - REDUCTIONS | Summary

Program Year: 2020 State: New Jersey (34) County: Warren (041) Application Status: Not created
Producer: PRODUCER, IMA Recording State: New Jersey (34) Recording County: Warren (041) Application ID: Unassigned

Livestock or Poultry (Kind/Type/Weight Range)	Number of Livestock or Poultry Depopulated (Between March 1, 2020 and December 26, 2020)	Actions
Add Part C - Livestock or Poultry Depopulated		

1 of 3 Steps [Exit](#) [Save](#) [Continue](#) [Save and Continue](#)

[Return to top](#)

- Using the drop-down, select the applicable livestock or poultry kind, type, and weight range.

Home

Part C - LIVESTOCK OR POULTRY DEPOPULATED | Part D - REDUCTIONS | Summary

Program Year: 2020 State: New Jersey (34) County: Warren (041) Application Status: Not created
Producer: PRODUCER, IMA Recording State: New Jersey (34) Recording County: Warren (041) Application ID: Unassigned

Livestock or Poultry (Kind/Type/Weight Range)	Number of Livestock or Poultry Depopulated (Between March 1, 2020 and December 26, 2020)	Actions
Select Livestock (Kind/Type/Weight Range) ▼	<input type="text"/>	Remove
Select Livestock (Kind/Type/Weight Range)	<input type="text"/>	
CHICKENS/Broilers/Pullets 4.26 - 6.25 lbs.		
CHICKENS/Chicks		
CHICKENS/Layers		
CHICKENS/Pullets/Cornish Hens less than 4.26 lbs.		
CHICKENS/Roasters 6.26 - 7.75 lbs.		
CHICKENS/Super Roasters/Parts 7.76 lbs. or greater		
SWINE/Boars/Sows 451 lbs. or greater		
SWINE/Lightweight Barrows/Gilts 50 - 150 lbs.		
SWINE/Sows/Boars/Barrows/Gilts 151 - 250 lbs.		
SWINE/Sows/Boars/Barrows/Gilts 251 - 450 lbs.		
SWINE/Suckling/Nursery Pigs less than 50 lbs.		
TURKEYS/Poults		
TURKEYS/Toms/Fryers/Roasters		

[Exit](#) [Save](#) [Continue](#) [Save and Continue](#)

[Return to top](#)

- Record the applicable number of livestock or poultry depopulated.

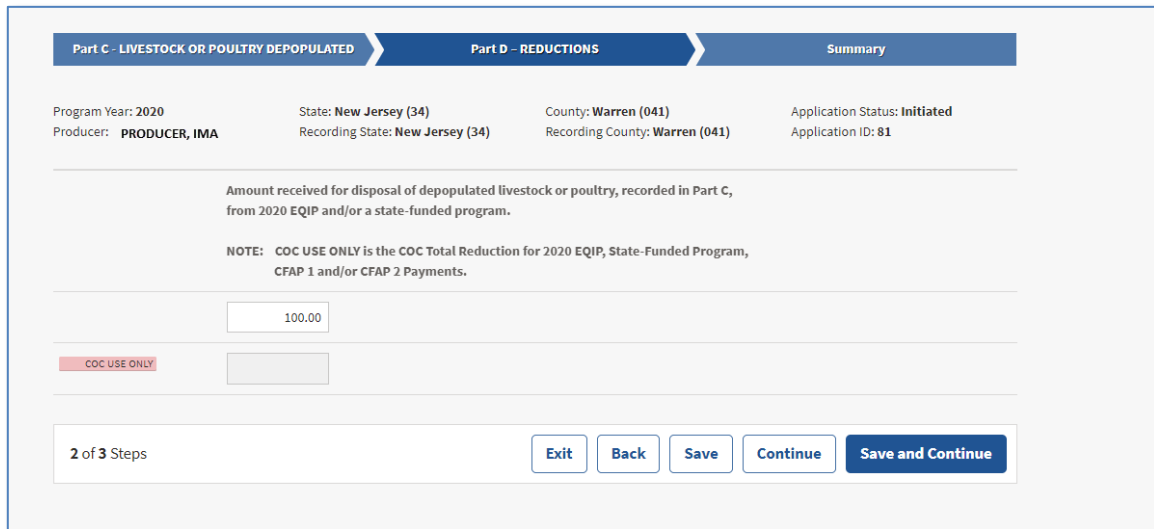
Part C - LIVESTOCK OR POULTRY DEPOPULATED		Part D - REDUCTIONS		Summary
Program Year: 2020	State: New Jersey (34)	County: Warren (041)	Application Status: Not created	
Producer: PRODUCER, IMA	Recording State: New Jersey (34)	Recording County: Warren (041)	Application ID: Unassigned	
Livestock or Poultry (Kind/Type/Weight Range)	Number of Livestock or Poultry Depopulated (Between March 1, 2020 and December 26, 2020)	Actions		
CHICKENS/Broilers/Pullets 4.26 - 6.25 lbs. ▼	100	Remove		
COC USE ONLY				
Add Part C - Livestock or Poultry Depopulated				
1 of 3 Steps		Exit	Save	Continue
Save and Continue				

- For additional line entries, CLICK the “**Add Part C – Livestock or Poultry Depopulated**” button again.
- After all livestock and poultry have been recorded, CLICK the “**Save and Continue**” button.

The Part D – Reductions screen will display.

2.3 Part D – Reductions Screen

- Record the amount received for disposal of depopulated livestock or poultry, recorded in Part C, from 2020 EQIP and/or a state-funded program, in dollars and cents.



Part C - LIVESTOCK OR POULTRY DEPOPULATED Part D - REDUCTIONS Summary

Program Year: 2020 State: New Jersey (34) County: Warren (041) Application Status: Initiated
Producer: PRODUCER, IMA Recording State: New Jersey (34) Recording County: Warren (041) Application ID: 81

Amount received for disposal of depopulated livestock or poultry, recorded in Part C, from 2020 EQIP and/or a state-funded program.

NOTE: COC USE ONLY is the COC Total Reduction for 2020 EQIP, State-Funded Program, CFAP 1 and/or CFAP 2 Payments.

100.00

COC USE ONLY

2 of 3 Steps Exit Back Save Continue Save and Continue

- CLICK the “Save and Continue” button.

The Summary screen will display.

2.4 Summary Screen and Electronically Signing the Application

A summary of all the information recorded on the application is displayed. If all required data has been recorded on the application, the software will allow you to electronically sign the application.

Part C - LIVESTOCK OR POULTRY DEPOPULATED **Part D - REDUCTIONS** **Summary**

Program Year: 2020 State: New Jersey (34) County: Warren (041) Application Status: Initiated
Producer: PRODUCER, IMA Recording State: New Jersey (34) Recording County: Warren (041) Application ID: 81

PART C - LIVESTOCK OR POULTRY DEPOPULATED

Livestock or Poultry (Kind/Type/Weight Range)	Number of Livestock or Poultry Depopulated (Between March 1, 2020 and December 26, 2020)
CHICKENS/Broilers/Pullets 4.26 - 6.25 lbs.	100
COC USE ONLY	

PART D - REDUCTIONS

Amount received for disposal of depopulated livestock or poultry, recorded in Part C, from 2020 EQIP and/or a state-funded program.

NOTE: COC USE ONLY is the COC Total Reduction for 2020 EQIP, State-Funded Program, CFAP 1 and/or CFAP 2 Payments.

100.00

I certify the applicant identified in Part B, item 5A is an individual person that is a U.S. Citizen or Resident Alien; or a legal entity, including corporation, LLC, LP, trust, estate, general partnership or joint venture, or similar type entity comprised solely of persons who are U.S. Citizens or Resident Aliens; or is an Indian Tribe or Tribal organization, as defined in section 4 (b) of the Indian Self-Determination and Education Assistance Act (25 U.S.C. 5304):

YES NO **1**

PRODUCER CERTIFICATION

I hereby sign and acknowledge, under penalty of perjury, in accordance with 28 U.S.C. § 1746 and 18 U.S.C. § 1621, that the foregoing is true and correct.

I hereby sign and certify that I will not apply for CFAP 1 and/or CFAP 2 assistance for hogs/pigs after the date I sign this application in item 12C.

To put your electronic signature on the application for **PRODUCER, IMA** check this box. **2**

3

3 of 3 Steps **Exit** **Back** **Save and Continue**

[Return to top](#)

- After reading the citizenship certification information, answer the question (Step 1).
- After reading and agreeing to the Producer Certification statements, electronically sign the application by clicking “check this box” (Step 2).
- **CLICK** the “**Save and Continue**” button (Step 3).

The application will be electronically transferred to the producer’s recording county office.

3 Modifying an Application

3.1 Overview

An application can be modified up until a COC Determination has been recorded. After COC Determination information has been recorded, the application information will be view-only.

To modify an application with COC Determination information recorded, contact your FSA recording county office for assistance.

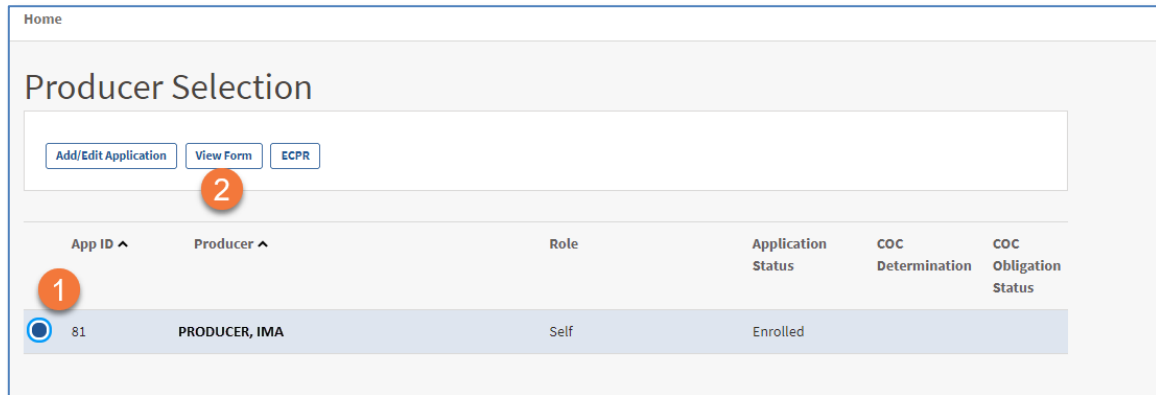
Upon modifying and/or adding application information, the electronic signature will automatically be removed from the application. You must electronically sign the application every time it is modified.

4 Printing an Application

4.1 Overview

Application can be printed from the Application Selection screen.

- CLICK the radio button next to the applicable producer.
- CLICK the “**View Form**” button.



An automated FSA-620 form will display in a PDF format, which may be saved and/or printed.

The form can be printed by:

- Selecting “**Print**” from the File Menu;
- Selecting the Print icon.

Once “**Print**” has been selected, a “Print” window will display

- CLICK “**Print**” to print the FSA-620.

Note: Printing options may be different for a variety of reasons.

5 Application Process Notifications

5.1 County Office Notifications

Email notifications will be sent to subscribed recording county office users when:

- a producer creates/saves an online application;
- a producer submits/enrolls an online application for approval;
- a producer modifies an online application, which was previously submitted/enrolled;

- a non-recording county creates/saves an application;
- a non-recording county submits/enrolls an application for approval;
- a non-recording county modifies an application, which was previously submitted/enrolled.

5.2 Producer Notifications

Email notifications will be sent to a producer when:

- the producer creates/saves an online application;
- the producer submits/enrolls an online application for approval;
- an online application has been approved/disapproved.