

# BC5000 SERIES SQUARE BALERS

BC5050 | BC5060 | BC5070 | BC5070 Hayliner™

BC5080 | Bale Throwing 72





# A proud heritage of innovation.

## New Holland is the haytools leader

For generations, New Holland has set the gold standard for haymaking. In fact, New Holland's reputation for innovation and quality began with the small square baler, a machine that revolutionized hay and straw harvesting and put New Holland on the map. When New Holland introduced the first successful automatic hay baler in 1937, farmers immediately recognized its value and rushed to buy it. Eighty years later, New Holland is still the leader in balers, with a well-earned reputation for quality, reliability and engineering excellence. There have been more New Holland small square balers sold than any other brand with good reason — New Holland is the haymaking specialist.




Ed Nolt, inventor of the first successful automatic baler, field tests an engineering prototype in the mid-1940s. His design revolutionized hay and straw harvesting and earned New Holland a place of honor in the history of agricultural machinery.


The first production units of the New Holland Model 73 baler started coming off the assembly line in 1940. The first baler (shown here restored to its original condition) was an instant success, with more than 20,000 balers of the original design made in the next several years.







The back-breaking work of putting up hay became easier with the introduction of automated balers.



In 2009, this model BC5070 was designed with special edition decals to commemorate the 700,000th small square baler built since 1937.



# Reliable, hard-working balers.

---

Your choice for quality, uniform bales.

## Convenient feeding

New Holland balers are the only choice for hand feeding. You can quickly separate the flakes, and with New Holland's consistent bale density, you know exactly how much each animal receives.

## Crop-saving capacity and reliability

You'll find many more award-winning benefits to help increase your productivity:

- The SuperSweep™ pickup saves valuable crop
- The plunger runs on sealed bearings and packs uniform, dense bales in all crop conditions
- A gear-driven knottor ties thousands of bales without a miss
- The exclusive Power-Pivot PTO provides extra maneuverability



## Proven performance

Commercial haying operations and operators who custom-bale for horse farms are big fans of New Holland square balers. That's because their livelihood depends on making consistent bales that meet the exacting demands of horse and livestock owners. They put their trust in the proven performance of New Holland balers.





Model		BC5050	BC5060	BC5070	BC5070 Hayliner	BC5080
Bale size	in. (cm)	14 x 18 [36 x 46]	14 x 18 [36 x 46]	14 x 18 [36 x 46]	14 x 18 [36 x 46]	16 x 18 [41 x 46]
Pick-up width		65 [1.65]	65 [1.65]	75 [1.9]	75 [1.9]	75 [1.9]
Feeding system		Flow-Action System	Rotary-Feeding	Rotary-Feeding	Rotary-Feeding	Rotary-Feeding
Feed Opening	sq. in. (cm)	283 [719]	283 [719]	283 [719]	283 [719]	318 [808]
Plunger speed	(strokes/min)	79 SPM	93 SPM	93 SPM	93 SPM	93 SPM
Tying Mechanism		Twine only	Twine or wire	HD twine knotter or wire twister	HD twine knotter only	HD twine knotter only
Min. PTO	hp (kW)	35 [26]	62 [45]	75 [56]	75 [56]	80 [60]
PTO Category		Category 4	Category 6 HD	Category 6 HD	Category 6 HD	Category 6 HD



# High-capacity balers for large operations and commercial growers.

It's the best-selling square baler in North America for big haying operations and custom operators! With an extra wide 75-inch SuperSweep pickup and high-capacity rotary feeding system, the Model BC5070 makes 14" x 18" bales and handles bigger, wider windrows.



A big eight-ball twine box on the BC5070 Hayliner and BC5080 keep you baling longer without rethreading. Conveniently located at the rear of the baler, the box has a hinged lid to keep twine clean and dry.

A replaceable bale chamber floor on the BC5080 increases the life of the bale chamber — a big asset in sandy and abrasive conditions.





### BC5070 (14" x 18")

The BC5070 baler offers larger baling operations a wide, 75-inch, six-bar SuperSweep pickup guided by a 15 x 6.0-6 pneumatic gauge wheel to quickly gather the largest windrows. The twine knotter mechanism is an upgraded heavy-duty design with a split frame for easy servicing and reliability to last for thousands of bales. To make the densest bales possible, the BC5070 is also available with a durable, wire twisting system.

The BC5070 Hayliner™ and BC5080 are fast, dependable, and make solid, quality bales that are easier to handle with automatic bale wagons. Large-scale hay growers and custom operators choose the BC5070 Hayliner™ and BC5080 because they make short work of big haying jobs, and keep running strong, year after year.



### BC5070 Hayliner™ (14" x 18")

The BC5070 Hayliner baler provides professional-grade performance for commercial operations, offering superior bale density and shape — ideal bale qualities for pickup by bale wagons. The BC5070 Hayliner baler is equipped with industry-exclusive, hydraformatic, four-way bale tension, cast-iron hay wedges, hardened plunger rails, and a bale case that's both 12 inches longer and 19% heavier for unsurpassed reliability, bale after bale. Best of all, the twine box is 35% larger than the standard BC5070 to accept larger twine balls so you spend more time baling hay.

### BC5080 (16" x 18")

The BC5080 baler makes a 14% larger bale compared to a 14" x 18" bale of the same length, packing more hay into every bale to reduce handling costs. The solid bales are ideal for handling by automatic bale wagons. Commercial hay growers, custom operators, and export hay operations choose the BC5080 because it makes quick work of big haying jobs and keeps baling year after year.

### Balers for traditional farm operations

#### BC5050 (14" x 18")

The BC5050 baler offers traditional farm operations a low power requirement and lighter weight baler that's a good match for tractors with as little as 35 horsepower. The 65-inch SuperSweep™ pickup with four tine bars cleanly gathers the crop while the Flow-Action™ feeding system and 79 plunger strokes per minute provide capacity well suited to smaller-acreage operations. Available with twine tying only.

#### BC5060 (14" x 18")

The BC5060 baler provides increased capacity suited to traditional farm operations. The upgraded 65-inch, five-bar SuperSweep pickup, exclusive rotary feeding system, and 18% faster plunger speed compared to the BC5050 make it possible to bale more acres every day. It's available with standard-duty twine knotter for easy service or reliable wire twisting system.





# What makes a quality bale?

## SuperSweep™ pickup saves valuable crop

You can rely on your New Holland baler to make consistent, high-quality bales season after season. They're designed to produce dense, uniform bales that stack and transport easily.

## SuperSweep pickups

All balers feature wide SuperSweep™ pickups. The BC5050 and BC5060 have a 65-inch-width pickup; 70 inches with the flare. The pickup for the BC5070 and BC5080 measures 75 inches across; 80 inches with the flare. Pair this wider pickup area with the exclusive action of the SuperSweep pickup, and you'll get the extra crop that's missed by conventional pickups. Multiple rows of pickup teeth work between narrow flanged guards, saving stems and protein-rich leaves. Pickup teeth are made of durable music wire for extra-long life. Guards also protect tines from damage. A floating windguard (13-rod on the BC5080 and BC5070, eight-rod on the BC5060 and BC5050) ensures that the windrow is fed smoothly. The pickup gauge wheel guides the pickup across the changing terrain and is easily adjustable to five positions.

The belt-driven SuperSweep pickup is protected against overloads so it's sure to provide a long, trouble-free life. Plus, the "lost motion drive" capability lets you back up the baler without damaging pickup teeth.



## Stronger plunger

High-strength steel is used throughout the plunger mechanism for reliable baling. Plunger rails have been repositioned to eliminate grooving in the bale.

## Dependable tying

Reliable twine knotters or wire twisters go thousands of bales without a miss. Knotters have hard-surface material at important wear points for long life and smooth tying.






Adjustable bale tension doors on the BC5050, BC5060, and BC5070 make it easy to change bale density at the bale case.



The rugged bale chamber is designed for better bale formation. Six hay dogs hold charges in place for firm, quality bales.




Tension springs are the economical way to adjust bale tension. A one-half-inch increase in spring tension equals 600 pounds of increased force.



"Thousands of bales without a miss." It holds true for the dependable knotters and twisters that go on New Holland balers. Knotters and twisters are gear-driven for a simpler, easy-to-maintain design. Twisters are available on Models BC5060 and BC5070 only.



Pickups are manually raised and latched into transport position. Hydraulic pickup lift simplifies raising and lowering the pickup. It's standard on the BC5080 and BC5070 Hayliner, and optional on other models.



Compare the SuperSweep pickup tooth on the left to the straight tooth used on ordinary pickups. That extra curve makes the difference in gathering more crops.

The plunger runs on sealed ball bearing rollers and wear-resistant white-iron slides for minimal maintenance and fewer adjustments.




You can also equip your baler with hydraformatic bale tension control. This feature helps maintain uniform bale density in varying crop conditions.



The adjustable feeder back (Model BC5050) lets you control crop flow into the bale chamber. Simply loosen three bolts on each side, set at the desired position, and then retighten the bolts.

A heavy-duty PTO is standard on Models BC5060, BC5070, BC5080.





# Reliable feeders make every bale a quality bale.

---

Smooth, even flow guarantees uniform bales.

## **Rotary feeding system (Models BC5060, BC5070, BC5080)**

The exclusive New Holland rotary feeding system is durable, reliable, easy to service, and easy to adjust. It produces a smoother, even flow of material through the baler that reduces leaf loss and produces uniform, high quality bales. A mechanically simple system, the rotary feeder consists of heavy-duty, paired rotating tines and a feeder fork. The system is timed to keep material flowing evenly into the bale chamber, by allowing the tines to overlap for smooth, continuous crop movement. Finally, the double packer fork folds the hay into the bale case. The packer fork is adjustable to get optimum bale shape in different crop conditions.

## **Flow-Action® feeder (Model BC5050)**

The BC5050 features the exclusive time-proven Flow-Action® feeder. Six feeder tines are mounted on a long feeder bar which runs on sealed roller bearings for quiet, friction-free operation. The tines measure just the right amount of crop and gently move it to the bale chamber. Leaves don't shatter — and that means a higher quality bale. Plus, two sets of the tines are adjustable to handle difficult crops. Both feeding systems are chain driven for durability and reliability, and are easy to service and adjust.





# More productive time in the field.

## Easy to use, easy to service


Nobody understands baling quite like New Holland. That's why you can rely on your New Holland baler to be more productive, more reliable and easier to use and maintain than ever before.



Hydraformatic oil pump is conveniently located for easier serviceability. (Models BC5060, BC5070, BC5080.)



Category 6 heavy-duty driveline for outstanding durability on BC5060, BC5070, BC5080 models.



The replaceable feeder floor on all models except model BC5050 provide wear resistance, easier serviceability, and extended baler life.



Redesigned knotted gear drive makes servicing or replacing the pickup belt simple.



New pickup drive chain access shield provides easy entry for servicing. (Models BC5070 and BC5080.)



New flip-up front gearbox shielding makes it a cinch to access key service points, like the main gearbox and hydraformatic system.



# The capacity you want, and the rugged reliability you need.

High-capacity feeding systems. The rotary feeder is standard on the BC5060, BC5070 and BC5080. The BC5050 uses the time-proven Flow-Action® feeder. Both systems are adjustable to work in varying crops, from alfalfa to slippery grasses.

New Holland tying systems are proven for their “thousands of bales without a miss”. Gear drives make them even easier to keep in time.

Adjustable packer fork on the BC5060, BC5070 and BC5080 can be easily adjusted to handle various crops for consistent bale formation.


Flotation tires are standard equipment. They smooth out the ride in the roughest fields, yet are gentle on tender alfalfa regrowth.

Belt-driven pickup acts as a slip clutch to prevent overloads. The pickup can be backed up over windrows without damaging the pickup teeth (“lost motion drive”).

Pickup gauge wheel is standard equipment. It compensates for uneven field conditions as it protects pickup teeth. Flotation tire (shown) is standard on Models BC5070 and BC5080.

Large feed opening handles the big-capacity pickup and feeder.

Super-wide, SuperSweep™ pickup is standard on all balers. Curved teeth get the short fine crop other pickups miss while pickup visibility ensures plug-free feeding.



## BC5070 Hayliner™ advantages

- A.** Larger flotation tires (11Lx 14 right and 14Lx 16.1 left) give the smoothest ride possible and reduce soil compaction.
- B.** Hydraformatic four-way bale tension allows for increased bale density to make the heaviest bales possible with the turn of one knob.
- C.** The bale case is longer by 12 inches to hold the bale longer, maintaining bale shape and reducing bale length variations. The bale case is 19% thicker than the standard BC5070 for increased durability.
- D.** Cast-iron hay wedges replace the front set of sheet metal wedges for longer life and better performance in straw.
- E.** Hardened plunger rails withstand the heaviest loads and wear less for a long, trouble-free service life.
- F.** Large twine box holds larger twine balls so you can use higher knot strength twine and spend more time baling with fewer broken bales.



Fast plunger speed, long plunger stroke. Thirty-inch stroke for all balers; speed is set to maximize baler capacity (from 79 or 93 SPM, depending on the model).

Strong plunger rides on sealed ball bearings and white iron slide blocks which provide optimum bale shape and density. Two bearings and one plunger rail are adjustable for maintaining proper alignment.

Large flywheel provides smooth power transfer.

Slip clutch protection. Two-disc clutch along with overrunning drives, provides gentle load engagement, long life, and greater load capacity.

Exclusive Power-Pivot PTO is standard on all models. You can make tight turns with less wear on the universal joints.


Category 6 heavy-duty driveline on the BC5080, BC5070, and BC5060 (Category 4 on the BC5050) lets you push more power into the baler for high-capacity baling.

Rugged bale chamber is designed for better bale formation. Six hay dogs hold charges in place for firm, quality bales.

Floating windguard controls the windrow and forms a smooth mat for positive feeding.

Smooth main-drive gearbox. Tapered roller bearings and heat-treated, alloy-steel gears run in oil for smooth, quiet working. Shearbolt protects from overloads.

Heavy-duty tongue attaches directly to the axle (not the bale chamber) to keep towing stresses from passing through the chamber. Two field positions are available for use with various tractor widths. (Optional hydraulic tongue swing kit available.)





# Save time, increase productivity with a bale thrower.

---

## Improve productivity

Increase productivity by throwing bales — as they're made — right into your bale wagon. The Model 72 belt-type bale thrower offers reliable performance and a clean design. The 72 is compatible with Models BC5050, BC5060 and BC5070 balers (not compatible with the BC5070 Hayliner™). It can completely fill an 18-foot wagon with bales up to 38 inches long and 65 pounds in weight without restricting baler capacity. (Higher bale weights are possible.) Plus, the thrower's simple design allows for easy adjustments and servicing. And its durable design provides trouble-free operation, season after season.





## Other features

The 72 is designed to make baling less of a chore. Tractor-mounted electric distance controls make changing throwing speed a snap. Plus, an indicator on the baler lets you know at a glance the distance bales are thrown. The thrower can also be set to drop bales directly on the ground if needed, without removing it from the baler.

- 1. Direction control.** This double-acting hydraulic cylinder pivots the thrower up to 30 degrees, left or right, for turning or baling on a contour. Simply move the tractor remote control valve lever to position the thrower.
- 2. Wagon hitch.** Attaches to the baler axle to keep towing stresses where they belong. Adjusts to narrow road width for easy transport.
- 3. Rod spacers.** Adjustable to control apron spacing when baling light, springy, or semi-cured material.
- 4. Diamond-tread belts.** Strong and durable.



Distance and direction controller attaches to the tractor. The toggle switch controls the speed of the throwing belts for distance.



Distance Indicator is easily visible from the tractor seat. It shows you the relative distance bales are thrown, with "6" representing the fastest belt speed and furthest distance and "1" representing the slowest speed and shortest distance.



Specifications	Model 72 Throwing	
<b>Bale Size</b>		
Cross section	in. [cm]	14x18 [36x46]
Length (max.)	in. [cm]	38 [96.5]
<b>Weight</b>		
Maximum	lb. [ kg]	80 [36.3]
Maximum recommended with 18-ft. wagon	lb. [ kg]	65 [29.5]
Baler Models	Works with New Holland BC5050, BC5060, BC5070 twine-tie balers	
Apron Belt (two)	12 in. [30.5 cm] wide, 2 ply, diamond-tread	
Apron Belt Speed (max.)	ft. per min. [m/min.]	2570 [783]
<b>Apron Belt Roller Speed</b>		
Maximum	1946 rpm	
As shipped	1870 rpm	
Power	Hydraulic, driven from baler flywheel	
Movement	Horizontal; 30 degrees right, left (0.52 rad). Controlled by hydraulic cylinder.	
<b>Dimensions</b>		
Weight (approx., with wagon hitch)	lb. [ kg]	655 [297]
Height (from top of bale case)	in. [cm]	31.5 [79.9]
Length (approx., beyond end of bale case)	in. [cm]	58.1 [147.6]

Design, materials and/or specifications are subject to change without notice and without liability therefore.

Specifications are applicable to units sold in Canada, the United States, its territories and possessions, and may vary outside these areas.



# Look no further for all your haymaking needs.

Other companies talk about haymaking. Only New Holland delivers a complete product line of high-quality hay equipment.

## No more waiting on the weatherman

CropSaver™ preservative application systems allow you to get baling sooner, work late into the evenings, and even bale with a heavy dew. That is because when treated with CropSaver™ preservative, hay can be baled at moistures up to 30% without worrying about heating or mold damage. CropSaver™ Buffered Acid is effective on all types of hay, is non-corrosive to baling equipment, and safe for all livestock, including horses.

## Clear big fields of bales fast

For over 40 years, New Holland bale wagons have transformed the back-breaking labor of moving and stacking bales into a job that's almost effortless. New Holland makes this job faster than ever with the H9800 Series self-propelled automatic bale wagons. The Stack Command™ control system allows you to program and control how you want to stack the bales on the wagon from the comfort of the cab. New Holland also offers:



Hydraulic tongue swing uses hydraulic muscle to swing the baler into transport or working position quickly and easily.




The automatic CropSaver applicators feature twin star wheels mounted on the underside of the bale chute that measure the moisture in each bale and continuously adapt the application rate every three seconds to respond to moisture changes.



The automatic CropSaver applicator with stroke counter utilizes position sensors to detect when each bale is tied, the number of strokes per bale and determines the tons per hour harvested. Displayed on the monitor, this information allows the operator to adjust baling speed to maximize productivity and maintain an accurate bale length.



CropSaver™ is a safe solution used to help preserve all types of hay including alfalfa and grass.



Hydraulic pickup lift. (Shown from rear of baler.) When baling, raise or lower your pickup as needed to adjust to differing terrain without leaving your tractor seat.



Road lights provide visibility when towing and turn signals for safety.

Worklights. Bright halogen lights provide ample illumination for night baling.





### Make good, tight bales with New Holland twine

If your aim is to make premium-quality bales, it only makes sense to use a New Holland baler and top-quality twine. All New Holland twine has been tested and proven to work in New Holland balers. New Holland natural twine is treated to resist mildew, rot, rodents and insects, and is uniform in thickness and strength throughout the entire length. That's why New Holland natural twine has fewer tying problems and a higher knot strength than competitive twines. New Holland plastic twine sets the standard for quality, strength, and long-lasting durability. It won't rot, and is non-toxic and harmless if eaten by animals. New Holland plastic twine will work with any properly adjusted twine baler without modifications.



Quarter-turn bale chute drops bales on their sides so twine is kept away from the ground to prevent rotting. Sets bale into proper position for retrieval by automatic bale wagon. Bale case extension is also recommended when using the quarter-turn bale chute.

Don't be fooled — not all twines are created equal. You can rely on quality twine from New Holland — available in natural fiber and plastic.



Triple-purpose chute supports bales as they leave the chamber; can be set to roll bales to the left, away from the next windrow. (Also becomes the base for bale-loading chute.)





<b>Model</b>		<b>BC5050</b>
<b>Bale Size</b>		
Cross section	in. (cm)	14 x 18 (36 x 46)
Length	in. (cm)	
<b>SuperSweep™ Pickup</b>		
Width inside	in. (m)	65 (1.65)
Width on flare	in. (m)	70 (1.8)
Number of tines		88
Number of tine bars		4
Floating Windguard		Eight rods
Drive		
Gauge Wheel		3.00 x 12; semi-pneumatic
Hydraulic Pickup Lift		Optional
<b>Bale Chamber</b>		
Feeding System		Flow-Action® Feeder
Number Feed Rotors		—
Packer Fork		—
Feed Opening	sq. in. (sq. cm)	283, (1826)
Standard Density System		Adjustable springs & tension doors
Optional Density System		—
Bale Case		Standard-Duty
<b>Plunger</b>		
Stroke length	in. (cm)	30 (76.2)
Speed	(540 rpm)	79 SPM
Material		High Strength Steel
Plunger Rail		Standard-Duty
<b>Tying Mechanisms</b>		
Twine knotter		Standard-Duty
Billhook		Standard
Wire twister		—
Protection		Shearbolt
Twine capacity		4-Twine Ball
Wire capacity		—
<b>Main Drive</b>		
Flywheel weight	lb. (kg)	248 (112)
PTO		Power-Pivot, Three-joint PTO
PTO Category		Cat. 4
Protection		
Gearbox		
<b>Flotation Tires</b>		
Right side		25 x 7.0-15, 6PR
Left side		27 x 9.05-15, 6PR
<b>Model 72 Bale Thrower</b>		
Compatible		YES
<b>Dimensions</b>		
Height (max.)	in. (cm)	58 (146)
Width	in. (cm)	108 (275)
Length (transport less chute)	in. (cm)	198 (502)
Weight (twine)	lb. (kg)	3,085 (1399)
Weight (wire)	lb. (kg)	—
<b>Tractor Requirement</b>		
Minimum horsepower	hp (kW)	35 (26)
Minimum weight		—
Hydraulic requirement		—



BC5060	BC5070	BC5070 Hayliner™	BC5080
14 x 18 (36 x 46)	14 x 18 (36 x 46)	14 x 18 (36 x 46)	16 x 18 (41 x 48)
	Adjustable, 12 to 52 (31 to 132)		
65 (1.65)	75 (1.9)	75 (1.9)	75 (1.9)
70 (1.8)	80 (2)	80 (2)	80 (2)
110	156	56	156
5	6	6	6
Eight rods	Thirteen rods	Thirteen rods	Thirteen rods
	V-belt to roller chain to "lost motion" reel drive		
3.00 x 12; semi-pneumatic	15 x 6.00 x 6; pneumatic	15 x 6.00 x 6; pneumatic	15 x 6.00 x 6; pneumatic
Optional	Optional	Standard	Standard
	High-Capacity, Rotary Feeding System		
2	3	3	3
Standard - Adjustable	Standard - Adjustable	Standard - Adjustable	Standard - Adjustable
283. (1826)	283. (1826)	283. (1826)	318 (2052)
Adjustable springs & tension doors	Adjustable springs & tension doors	4-way Hydroformatic	4-way Hydroformatic
2-way Hydroformatic & tension doors	2-way Hydroformatic & tension doors	—	—
Standard-Duty	Standard-Duty	Heavy-Duty	Heavy-Duty
30 (76.2)	30 (76.2)	30 (76.2)	30 (76.2)
93 SPM	93 SPM	93 SPM	93 SPM
High Strength Steel	High Strength Steel	High Strength Steel	High Strength Steel
Standard-Duty	Standard-Duty	Heavy-Duty	Heavy-Duty
Standard-Duty	Heavy-Duty	Heavy-Duty	Heavy-Duty
Standard	Hardened-Steel	Hardened-Steel	Hardened-Steel
Available	Available	—	—
Shearbolt	Shearbolt	Shearbolt	Shearbolt
6-Twine Ball	8-Twine Ball	8-Lg. Twine Ball	8-Lg. Twine Ball
4-Wire Coil	4-Wire Coil	—	—
248 (112)	248 (112)	248 (112)	357 (162)
Power-Pivot, Three-joint PTO	Power-Pivot, Three-joint PTO	Power-Pivot, Three-joint PTO	Power-Pivot, Three-joint PTO
Cat. 6 HD	Cat. 6 HD	Cat. 6 HD	Cat. 6 HD
	Shearbolt, overrunning and slip clutches		
	Heat-treated hypoid gears on tapered roller bearings running in an oil bath		
27 x 9.5-15, 6PR	27 x 9.5-15, 6PR	11L x 14, 6PR	11L x 14, 6PR
31 x 13.50-15, 6PR	31 x 13.50-15, 6PR	14L x 16.1, 8PR	14L x 16.1, 8PR
YES	YES	NO	NO
70 (178)	71 (180)	71 (180)	71 (180)
110 (279)	120 (304)	120 (304)	120 (304)
205 (521)	205 (521)	217 (551)	217 (551)
3,400 (1542)	3,715 (1685)	3,940 (1787)	4,200 (1905)
3,536 (1603)	3,851 (1746)	—	—
62 (45)	75 (56)	75 (56)	80 (60)
	Tractor weight must be greater than baler weight; excludes bale thrower		
—	—	1 double acting, 1 single acting	1 double acting, 1 single acting



# VALUE, SERVICE AND SOLUTIONS

There's a certain way of thinking that comes from living on a farm. Farming takes equal parts brain and brawn. Not to mention thick skin, calloused hands and a fair share of know how. Seasoned farmers know it helps to have equipment that's built by farmers, sold by farmers and used by farmers.

**Support at every step.** When you place your confidence in New Holland agricultural equipment, you get the finest in local support. Your New Holland dealer understands the many challenges you face and stands behind you at every step with the equipment, parts, service and financial solutions to make your job easier. Look to New Holland for a complete selection of equipment, including a full line of tractors, hay & forage equipment, harvesting, crop production and material handling equipment.

**Quality parts and service.** Turn to your New Holland dealer after the sale for expert, factory-trained service and genuine New Holland-branded parts. Your dealer has the very latest service updates and training to ensure your equipment keeps working productively season after season.

**Financing solutions.** Your New Holland dealer can tell you about smart ways to turn your financial challenges into opportunities with a portfolio of innovative financial services available through CNH Industrial Capital, including customized financing, leasing, insurance and the purchasing convenience of a Commercial Revolving Account.

For reliable equipment, parts and service — or just honest advice on farming and finance — turn to New Holland and your trusted New Holland dealer. We know. We're farmers, too.



We are proud to support the FFA.

Learn more at [www.newholland.com/na](http://www.newholland.com/na)

Design, materials and/or specifications are subject to change without notice and without liability therefor. Specifications are applicable to units sold in Canada, the United States, its territories and possessions, and may vary outside these areas.

© 2016 CNH Industrial America LLC. All rights reserved. New Holland is a trademark registered in the United States and many other countries, owned by or licensed to CNH Industrial N.V., its subsidiaries or affiliates. Any trademarks referred to herein, in association with goods and/or services of companies, other than owned by or licensed to CNH Industrial N.V., its subsidiaries or affiliates, are the property of those respective companies.



Safety begins with a thorough understanding of the equipment. Always make sure you and your operators read the Operator's Manual before using the equipment. Pay close attention to all safety and operating decals and never operate machinery without all shields, protective devices and structures in place.

NH36145353 • 121605 • OTP • PRINTED IN U.S.A.