



INSTITUTO NACIONAL DE PESQUISAS DA AMAZÔNIA - INPA  
PROGRAMA DE PÓS-GRADUAÇÃO EM ECOLOGIA



SOBREPOSIÇÃO DE ATIVIDADE ENTRE DOIS MESOPREDADORES SIMPÁTRICOS,  
JAGUATIRICA (*LEOPARDUS PARDALIS*) E IRARA (*EIRA BARBARA*), NA RESERVA  
ECOLÓGICA DE MARACÁ

NATUSHA CACAU PINHEIRO COSTA

Manaus, AM  
Setembro de 2022

NATUSHA CACAU PINHEIRO COSTA

SOBREPOSIÇÃO DE ATIVIDADE ENTRE DOIS MESOPREDADORES SIMPÁTRICOS,  
JAGUATIRICA (*LEOPARDUS PARDALIS*) E IRARA (*EIRA BARBARA*), NA RESERVA  
ECOLÓGICA DE MARACÁ

ORIENTADOR: DARREN NORRIS

Coorientador: Adrian Paul Ashton Barnett

Coorientador: Wilson Roberto Spironello

Dissertação apresentada ao Instituto Nacional de Pesquisas da Amazônia, Programa de Pós-Graduação em Ecologia, como parte dos requisitos necessários à obtenção do título de Mestre em Biologia com ênfase em Ecologia.

Manaus, AM

Setembro de 2022

## BANCA EXAMINADORA DA DEFESA ORAL PÚBLICA



### PROGRAMA DE PÓS-GRADUAÇÃO EM ECOLOGIA

#### ATA DA DEFESA PÚBLICA DA DISSERTAÇÃO DE MESTRADO DO PROGRAMA DE PÓS-GRADUAÇÃO EM ECOLOGIA DO INSTITUTO NACIONAL DE PESQUISAS DA AMAZÔNIA.

Aos 22 dias do mês de Setembro do ano de 2022, às 14h00min, por videoconferência, reuniu-se a Comissão Examinadora de Defesa Pública, composta pelos seguintes membros: o Dr. **Atila Colombo Ferregueti**, da Universidade do Estado do Rio de Janeiro – UERJ, a Dra. **Juliana Hipólito de Sousa**, do Instituto Nacional de Pesquisas da Amazônia – INPA e o Dr. **Marcelo Gordo**, da Universidade Federal do Amazonas – UFAM, tendo como suplentes o Dr. Ronis da Silveira, da Universidade Federal do Amazonas – UFAM e o Dr. José Fragoso, da Universidade de Brasília – UNB, sob a presidência do orientador, a fim de proceder a arguição pública do trabalho de **DISSERTAÇÃO DE MESTRADO** de **NATUSHA CACAU PINHEIRO COSTA**, intitulado: “**OVERLAP EM ATIVIDADE ENTRE DOIS MESOPREDADORES SIMPATRICOS LEOPARDUS PARDALIS E EIRA BARBARA, NA RESERVA ECOLÓGICA DE MARACÁ**”, orientada pelo Dr. Darren Norris, co-orientado pelo Dr. Adrian Paul Ashton Barnett e pelo Dr. Wilson Roberto Spironello, ambos do Instituto Nacional de Pesquisas da Amazônia – INPA.

Após a exposição, o discente foi arguido oralmente pelos membros da Comissão Examinadora, tendo recebido o conceito final:

APROVADO (A)       REPROVADO (A)

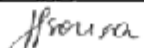
POR UNANIMIDADE       POR MAIORIA

Nada mais havendo, foi lavrada a presente ata, que, após lida e aprovada, foi assinada pelos membros da Comissão Examinadora.

DR. ATILLA COLOMBO FERREGUETTI

  
\_\_\_\_\_

DRA. JULIANA HIPÓLITO DE SOUSA

  
\_\_\_\_\_

DR. MARCELO GORDO


  
\_\_\_\_\_

DR. RONIS DA SILVEIRA

\_\_\_\_\_

DR. JOSÉ FRAGOSO

\_\_\_\_\_

  
\_\_\_\_\_  
(Coordenação PPG-ECO/INPA)

## FICHA CATALOGRÁFICA

Catálogo na Publicação (CIP-Brasil)

P654s Costa, Natusha Cacau Pinheiro

Sobreposição de atividade entre dois mesopredadores simpátricos, Jaguatirica (*Leopardus pardalis*) e Irara (*Eira barbara*), na reserva ecológica de Maracá / Natusha Cacau Pinheiro Costa; orientador Darren Norris; coorientadores: Adrian Paul Ashton Barnett; Wilson Roberto Spironello. - Manaus:[s. 1.], 2022.

3.6 MB

38 p. : il. color.

Dissertação (Mestrado - Programa de Pós Graduação em Ecologia.) - Coordenação do Programa de Pós-Graduação, INPA, 2022.

1. Mesopredador. 2. Jaguatirica 3. Irara. I.Norris, Darren . II. Barnett, Adrian Paul Ashton . III. Spironello, Wilson Roberto . IV. Título

CDD 599.7520813

### **Sinopse:**

Estudamos os padrões de sobreposição temporal e espacial entre jaguatirica (*Leopardus pardalis*), irara (*Eira barbara*) e suas presas em um ambiente protegido da Amazônia, utilizando dados de campo de armadilhas fotográficas de dois anos na Estação Ecológica da Ilha de Maracá.

**Palavras-chave:** Padrões de atividade, Amazonia, armadilha fotográfica, carnívoros, competição, felídeo, mustelídeo, mamífero, vertebrado, segregação de nicho, interações predador-presa.

## **AGRADECIMENTOS**

Primeiramente gostaria de agradecer a meu amado esposo Wagner, pela sua incrível dedicação, por me encorajar a passar um ano inteiro morando longe, pelas conversas de WhatsApp, pelo apoio durante o período da pandemia e por me suportar durante todas as etapas do processo, mesmo quando era difícil para ele. Agradeço aos meus pais, pois desde criança me incentivaram a seguir meu sonho e investir na minha educação, fazendo algo que eu amo.

Agradeço especialmente ao meu orientador Darren Norris, por aceitar me orientar mesmo durante os difíceis meses de isolamento e por me mostrar passo a passo o caminho das pedras, sei que eu dei trabalho, mas ele pacientemente me guiou ao ponto que estou hoje. Agradeço aos meus coorientadores, Wilson Spironello, por me orientar durante o primeiro ano de mestrado e tornar possível a minha qualificação, e Adrian Barnett, por ser meu primeiro contato dentro do INPA e me apresentar ao grupo de pesquisa de mamíferos.

Agradeço ao Instituto Nacional de Pesquisas da Amazônia, em especial ao PPG-Ecologia pela oportunidade de aprendizado e pelos magníficos professores quem me ensinaram e instigaram a ganhar mais conhecimento. Agradeço sinceramente à turma de mestrado em Ecologia de 2019, nós que sofremos pela pandemia, que tivemos nossas pesquisas interrompidas e locais de pesquisa fechados, nós que terminamos o curso sem bolsa, foi duro, mas conseguimos.

Agradeço ao professor Rossano, que foi de fundamental importância para minha escolha em fazer o seletivo para mestrado no INPA e que me indicou como pesquisadora para o TEAM Maracá (Tropical Ecology Assessment & Monitoring Network), com o apoio do Centro Nacional de Pesquisa e Conservação de Mamíferos Carnívoros (Cenap), Coordenação de Monitoramento da Conservação da Biodiversidade do ICMBio e do Programa Áreas Protegidas da Amazônia (Arpa). Agradeço a Whaldener Endo, professor da Universidade Federal de Roraima, que abriu as portas para a primeira excursão à Maracá, e me introduziu ao trabalho em campo. Agradeço a Bruno Souza, Analista Ambiental do ICMBio Roraima, que coordenou nossa ida à ilha. Agradeço a Elildo Carvalho Jr, Marcelo Magioli, Henrique Gonçalves, Ronaldo Morato, e a todos os pesquisadores envolvidos no trabalho de campo e triagem de dados. Agradeço a toda a equipe de apoio da ilha, que tornou possível a retirada das câmeras em plena pandemia em 2020, em especial a Glebson do Projeto Mosuc, meu guia durante as trilhas.

Por fim agradeço ao Conselho Nacional de Ensino e Pesquisa pela credibilidade e apoio no fornecimento de bolsa de pesquisa, auxílio fundamental para a realização desse trabalho.

“We are gonna leave you with this one, this song goes out to anybody here that believes that maybe, just maybe, we were all born with the moral obligation to leave this world a better place than the world that we’ve found”

“Rise Against”

## RESUMO

As interações predador-presa são um foco em ecologia e conservação devido à sua importância como mecanismo estrutural para comunidades bióticas. Para fornecer referências para planejamento e conservação, é importante entender como os carnívoros interagem com suas presas e com competidores em áreas que não sofrem impactos antropogênicos diretos. Neste estudo, investigamos os padrões de atividade temporal de jaguatirica (*Leopardus pardalis*), irara (*Eira barbara*) e suas presas, em uma grande ilha protegida na Amazônia brasileira. Usando registros obtidos por armadilhas fotográficas ao longo de dois anos e meio (2018-2020), avaliamos os padrões de sobreposição e separação temporal entre ambas as espécies de carnívoros e de várias espécies de presas, mamíferos e aves. Estimamos padrões de atividade usando densidade de kernel e medimos a sobreposição entre distribuições pareadas estimadas usando um coeficiente de sobreposição. Usando diferenças de tempo entre as coocorrências, testamos as previsões de que irara e jaguatirica apareceriam com menos frequência em locais anteriormente visitados pela outra espécie e com mais frequência em locais anteriormente visitados por suas respectivas presas. A sobreposição temporal entre os predadores ( $\Delta = 0,35$ ) foi menor do que com suas presas ( $\Delta = 0,58 - 0,84$  e  $\Delta = 0,66 - 0,73$  para irara e jaguatirica, respectivamente). Não houve evidência de distinção na atividade entre câmeras com ou sem ambos os carnívoros. Na verdade, encontramos mais que o dobro do número de fotos de irara em armadilhas fotográficas que também tinham jaguatiricas. Irara pareceu evitar locais anteriormente visitados por jaguatiricas por pelo menos 24 horas, não houve, no entanto, diferença aparente na frequência de fotos de jaguatirica antes ou depois do aparecimento de iraras. Os resultados fornecem a primeira visão sobre interações temporais envolvendo carnívoros simpátricos e suas presas em potencial em uma ilha amazônica. Em geral, nossos resultados sugerem que irara pode adaptar sua atividade diariamente para manter a separação temporal das jaguatiricas. Estudos futuros devem levar em consideração a pouca documentação dos padrões em estratos florestais verticais para carnívoros parcialmente arbóreos.

## ABSTRACT

**Title:** Overlap in activity between two sympatric mesopredators *Leopardus pardalis* and *Eira barbara*, in the Ecological Reserve of Maracá

Predator-prey interactions are a focus in ecology and conservation due to their importance as a key structuring mechanism in biotic communities. To provide a baseline reference for conservation planning, it is important to understand how carnivores interact with their prey and competitors in areas that do not experience direct anthropogenic impacts. In this study, we investigated the temporal activity patterns of the Ocelot (*Leopardus pardalis*) and Tayra (*Eira barbara*) and their prey on a large, protected island in Brazilian Amazonia. Using photographs taken by camera-traps over two and a half years (2018-2020), we assessed the patterns of temporal overlap and separation between both carnivore species and multiple mammal and bird prey species. We estimated activity patterns using kernel density and measured the overlap between estimated paired distributions using an overlap coefficient. Using time differences between co-occurrences, we tested predictions that Tayra and Ocelot would appear less frequently at locations previously visited by the other species, and more frequently at locations previously visited by their prey. The temporal overlap between predators was lower ( $\Delta = 0.35$ ) than with their prey ( $\Delta = 0.58 - 0.84$  and  $\Delta = 0.66 - 0.73$  for Tayra and Ocelot respectively). There was no evidence of changes in activity between cameras with or without both carnivores. Indeed, we found more than double the number of images of Tayra at camera-traps that also had Ocelots. The subordinate Tayra appeared to avoid locations with Ocelot by at least 24 hours, whereas there were no apparent differences in the frequency of Ocelot images before or after Tayra. The results provide the first insight into temporal interactions involving sympatric carnivores and their potential prey on an Amazonian island. In general, our results suggest that Tayra may tailor their activity daily to maintain temporal separation from Ocelots. Future studies should address the poorly documented patterns across vertical forest strata for these partially arboreal carnivores.



## SUMÁRIO

INTRODUÇÃO .....	9
OBJETIVO GERAL .....	14
OBJETIVOS ESPECÍFICOS .....	14
Capítulo 1 .....	15
Abstract .....	16
Introduction .....	17
Results .....	19
Temporal overlap .....	20
Temporal separation .....	23
Discussion .....	25
Methods .....	27
Study Site .....	27
Sampling design .....	28
Data Analyses .....	29
References .....	30
CONCLUSÃO .....	34
REFERÊNCIAS BIBLIOGRÁFICAS .....	37

## INTRODUÇÃO

Nicho é a soma de diversas variáveis, incluindo dieta, padrões de atividade, sazonalidade, uso de habitat e interações interespecíficas. Foi definido por Wiens como a combinação de condições bióticas e abióticas onde uma espécie pode persistir. (WIENS, 2011) Mamíferos da ordem carnívora são considerados um grupo paradigmático, com espécies modelo que facilitam o entendimento de interações intraguilda que estruturam comunidades ecológicas (CREEL; SPONG; CREEL, 2001; RITCHIE; JOHNSON, 2009). Muitos estudos se concentraram em carnívoros grandes e carismáticos, como felinos e ursos, para monitorar mudanças globais e indicar o nível de conservação de habitats (TROUWBORST; BLACKMORE, 2020; WEBER; RABINOWITZ, 1996), mas estudos recentes sugerem que carnívoros menores podem ser mais adequados para monitorar mudanças antropogênicas em habitats e comunidades ecológicas devido a fatores como, respostas relativamente rápidas, infinidade de fatores ambientais e à diversidade de espécies de presas (LOZANO; OLSZAŃSKA; MORALES-REYES; CASTRO *et al.*, 2019; MARNEWECK; BUTLER; GIGLIOTTI; HARRIS *et al.*, 2021; MARNEWECK; ALLEN; BUTLER; SAN *et al.*, 2022).

Interações competitivas entre espécies com requisitos de nicho semelhantes, incluindo dieta, devem ser consideradas ao estudar a estrutura da comunidade carnívora (ST-PIERRE; OUELLET; CRETE, 2006). A coexistência entre carnívoros simpátricos com tamanhos corporais/dietas semelhantes pode ser facilitada pela segregação temporal e espacial (CAROTHERS; JAKSIC, 1984; DONADIO; BUSKIRK, 2006; RAUSET; MATTISSON; ANDREN; CHAPRON *et al.*, 2013; RITCHIE; JOHNSON, 2009; VANAK; FORTIN; THAKER; OGDEN *et al.*, 2013). A segregação temporal pode facilitar a coexistência de carnívoros simpátricos quando compartilham habitats e presas. Mas mesmo quando não há evidência de segregação temporal ou espacial, carnívoros simpátricos com dietas sobrepostas podem ativamente se evitar para reduzir o risco de encontros e interações potencialmente agonísticas (MATTISSON; PERSSON; ANDREN; SEGERSTROM, 2011; VIOTA; RODRÍGUEZ; LÓPEZ-BAO; PALOMARES, 2012). Compreender as estratégias usadas pelas espécies para minimizar essa pressão agonística é um desafio, mas o particionamento de atividade temporal e de habitat têm sido propostos como os principais mecanismos para reduzir a probabilidade de encontros do tipo entre espécies carnívoras concorrentes

(CAROTHERS; JAKSIC, 1984; DURANT, 1998; HAYWARD; SLOTOW, 2009). As interações negativas também terão uma forte influência no tamanho da população, padrões de atividade e coexistência entre espécies, mas podem diminuir por segregação espacial ou temporal (COZZI; BROEKHUIS; MCNUTT; TURNBULL *et al.*, 2012; DONADIO; BUSKIRK, 2006; MATTISSON; PERSSON; ANDREN; SEGERSTROM, 2011; RAUSET; MATTISSON; ANDREN; CHAPRON *et al.*, 2013; RITCHIE; JOHNSON, 2009; VANAK; FORTIN; THAKER; OGDEN *et al.*, 2013; VIOTA; RODRÍGUEZ; LÓPEZ-BAO; PALOMARES, 2012). Os carnívoros neotropicais são conhecidos por evitar a competição utilizando-se de uma variedade de mecanismos, alguns utilizam diferentes itens alimentares, ou, quando há alta sobreposição alimentar, utilizam recursos de forma diferente nas dimensões espaciais e/ou temporais (DE OLIVEIRA; TORTATO; SILVEIRA; KASPER *et al.*, 2010; DIAS; DE CAMPOS; RODRIGUES, 2018; KONECNY, 1989; SUNQUIST, 1989; ZUERCHER; OWEN; TORRES; GIPSON, 2022).

A jaguatirica (*Leopardus pardalis*) é um felino malhado neotropical amplamente distribuído, com adultos tipicamente pesando de 8 kg a 16,5 kg para machos de 7,2 kg a 9 kg para fêmeas (EMMONS; FEER, 1997), utiliza-se tanto da visão quanto da audição como mecanismo de caça (TEWES; SCHMIDLY, 1987). Tem sido sugerido que esta espécie impacte negativamente os padrões de abundância e atividade de outras espécies por interações intraguilda agressivas e/ou limitando de recursos (CUELLAR; MAFFEI; ARISPE; NOSS, 2006; DE OLIVEIRA; TORTATO; SILVEIRA; KASPER *et al.*, 2010). Resultados anteriores sugerem que as jaguatiricas exercem uma força supressora sobre outros carnívoros através da competição por interferência, de OLIVEIRA *et al.* (2010) descreveu o que chamamos de “efeito jaguatirica”, onde as densidades crescentes dessa espécie impactaram negativamente carnívoros menores em muitas partes de sua área de distribuição e, em alguns casos, impõem uma ameaça maior do que a dos grandes carnívoros (DE OLIVEIRA; PEREIRA, 2014; DE OLIVEIRA; TORTATO; SILVEIRA; KASPER *et al.*, 2010). A maior densidade populacional de jaguatiricas relatada vem da Ilha Barro Colorado (RODGERS; GIACALONE; HESKE; JANEČKA *et al.*, 2014), que representa talvez a população de jaguatiricas mais intensamente estudada em toda a gama de espécies. A área de vida média nesta ilha foi de 3,48 km<sup>2</sup> para machos e 1,48 km<sup>2</sup> para fêmeas, enquanto a distância média percorrida foi de 1,15 km por noite (MORENO; KAYS; GIACALONE-WILLIS; ALIAGA-ROSSEL *et al.*, 2012). Embora estudos anteriores não tenham encontrado evidências de

interações agressivas com membros de outras ordens carnívoras, por exemplo, mustelídeos (KONECNY, 1989) em florestas terrestres, poderiam esses padrões mudar como resultado da densidade elevada e, portanto, elevada competição inter e intraguilda de populações insulares?

A irara (*Eira barbara*) é um mustelídeo neotropical com ampla distribuição geográfica (EWER, 1973; PRESLEY, 2000). São caçadores ativos que perseguem presas utilizando o olfato como principal método de detecção de presas (GALEF JR; MITTERMEIER; BAILEY, 1976; PRESLEY, 2000). Pesando de 3,7 kg a 11,1 kg, as iraras são caçadoras igualmente hábeis em estratos arbóreos e terrestres (GALEF JR; MITTERMEIER; BAILEY, 1976; PRESLEY, 2000). Possuem dieta onívora generalista (GALEF JR; MITTERMEIER; BAILEY, 1976; KONECNY, 1989; PRESLEY, 2000), incluindo uma variedade de frutas, mel, carniça, vertebrados e insetos (CABRERA; YEPES, 1960; EMMONS; FREER, 1990; GALEF JR; MITTERMEIER; BAILEY, 1976; HALL; DALQUEST, 1963). Embora a irara tenha uma dieta muito mais ampla (por exemplo, incluindo frutas), há uma alta sobreposição alimentar com jaguatirica em locais onde ocorrem em simpatria (KONECNY, 1989; ZUERCHER; OWEN; TORRES; GIPSON, 2022). A partição de habitat para evitar a competição por recursos alimentares é possível para carnívoros quando há espaço adequado e qualidade de habitat (RAUSET; MATTISSON; ANDREN; CHAPRON *et al.*, 2013; SUNQUIST; SUNQUIST; DANEKE, 1989; VANAK; FORTIN; THAKER; OGDEN *et al.*, 2013). Estudos anteriores constataram que jaguatirica e irara em simpatria têm padrões semelhantes de uso de habitat (KONECNY, 1989), o que sugere que a segregação espacial não é utilizada para evitar a competição.

Apesar da cobertura vegetal se mostrar uma variável positiva para a ocupância da jaguatirica (WOLFF *et al.*, 2019), as variáveis ambientais não explicam fortemente a distribuição espacial de espécies generalistas (DE OLIVEIRA; TORTATO; SILVEIRA; KASPER *et al.*, 2010; KONECNY, 1989; MICHALSKI; NORRIS; DE OLIVEIRA; MICHALSKI, 2015; PRESLEY, 2000; ZUERCHER; OWEN; TORRES; GIPSON, 2022). A distribuição espacial de ambas as espécies, entretanto, tem sido associada a elementos estruturais de habitat e de disponibilidade de presas (KONECNY, 1989; MICHALSKI; CRAWSHAW; DE OLIVEIRA; FABIAN, 2006; MORENO-SOSA; YACELGA; CRAIGHEAD; KRAMER-SCHADT *et al.*, 2022). Um estudo de telemetria em florestas tropicais úmidas de Belize mostrou que ambas as espécies tinham associações com habitats generalistas, sem evidência de evasão espacial, pois as

áreas de vida de ambas as espécies se sobrepunham consideravelmente (KONECNY, 1989). O mesmo estudo mostrou que as jaguatiricas percorreram 6,4 km em 24h, e tinham áreas de vida de 14 e 31 km<sup>2</sup> (fêmea adulta e macho subadulto, respectivamente). Irara percorreu 6,9 km em 24h e habitava áreas de 16 e 24 km<sup>2</sup> (adultos, fêmea e macho, respectivamente) (KONECNY, 1989). Ambas as espécies têm áreas de vida flexíveis e o uso do espaço e os padrões variam com o habitat. Por exemplo, jaguatiricas tinham áreas de vida de 1,5 – 3,5 km<sup>2</sup> em 15 km<sup>2</sup> da Ilha Barro Colorado (MORENO; KAYS; GIACALONE-WILLIS; ALIAGA-ROSSEL *et al.*, 2012), e iraras áreas de 5 km<sup>2</sup> em Mata Atlântica fragmentada (MICHALSKI; CRAWSHAW; DE OLIVEIRA; FABIAN, 2006). Sabendo que ambas as espécies utilizam o mesmo habitat, e com isso, era provável que não houvesse uma segregação espacial no sentido amplo, procuramos uma alternativa pouco abordada e presumimos a possibilidade de haver segregação espacial em momentos pontuais, em que uma espécie evitaria locais em que a outra estivesse utilizando.

Décadas de estudos mostram que a segregação temporal é provavelmente o principal mecanismo para a coexistência de jaguatirica e irara (FINNEGAN; GANTCHOFF; HILL; SILVEIRA *et al.*, 2021; KONECNY, 1989; SUNQUIST; SUNQUIST; DANEKE, 1989). Sendo assim, presumimos que esse mecanismo será utilizado ao máximo, tanto para evitar o contato com o outro predador quanto para aumentar o contato com suas respectivas presas.

Estudos mostram que a presença humana (trilhas, estradas de terra, cães) e distúrbios no habitat (extração de madeira) podem afetar a presença de ambas as espécies (BAILEY; DOHERTY *et al.*, 2018; MICHALSKI; CRAWSHAW; DE OLIVEIRA; FABIAN, 2006). No entanto, há uma falta de evidências plurianuais de grandes áreas não perturbadas/protegidas para fornecer referências para monitorar a força e a direção das mudanças antrópicas nas florestas perturbadas da Amazônia. Aqui usamos dados de campo de 2018 até 2020, com duas estações secas e uma chuvosa, para examinar padrões temporais na atividade de jaguatirica e irara em uma grande ilha protegida da Amazônia. Testamos a hipótese de que, dadas as semelhanças na dieta, tamanho do corpo e uso do habitat, jaguatirica (*Leopardus pardalis*) e irara (*Eira barbara*), usariam particionamento temporal para reduzir a probabilidade de encontros agonísticos.

Prevemos que:

- i) Irara e jaguatirica terão baixa sobreposição temporal, mas maiores sobreposições com espécies de presas.
- ii) Irara e jaguatirica aparecerão com menos frequência em locais previamente visitados pela outra espécie, e mais frequentemente em locais previamente visitados por suas presas.

## **OBJETIVO GERAL**

Avaliar as interações interespecíficas por meio da variação na sobreposição temporal e espacial de mesocarnívoros na ESEC de Maracá e de suas presas durante o ciclo circadiano e comparando o lapso de tempo entre os registros de dada espécie e o próximo e último predador registrado no mesmo local.

## **OBJETIVOS ESPECÍFICOS**

- 1 – Definir as taxas de sobreposição temporal para as espécies irara, jaguatirica e suas presas na ESEC de Maracá.
- 2 – Estimar a variação no número de registros de irara e jaguatirica em um período de 48h antes e após o registro da outra espécie no mesmo local.
- 3 – Comparar o comportamento da variação no número de registros de irara e jaguatirica em um período de 48h antes e após o registro da outra espécie no mesmo local

## Capítulo 1

---

Pinheiro-Costa, N. C *et al.* 2023.  
Temporal partitioning among two sympatric  
mesopredators and their prey on a large  
protected Amazonian island. *Sci. Rep*



# Temporal partitioning among two sympatric mesopredators and their prey on a large protected Amazonian island

Pinheiro-Costa, N. C.<sup>1</sup>; Michalski, F.<sup>2,3,4</sup>; de Oliveira, T.<sup>4,5</sup>; Barnett, A.P.A.<sup>6</sup>; Spironello, W.R.<sup>1</sup>; Norris, D.<sup>7</sup>

<sup>1</sup>Programa de Pós-graduação em Ecologia, Instituto Nacional de Pesquisas da Amazônia, Manaus, AM, Brazil.

<sup>2</sup>Postgraduate Programme in Tropical Biodiversity, Federal University of Amapá, Macapá, Amapá, Brazil

<sup>3</sup>Ecology and Conservation of Amazonian Vertebrates Research Group, Federal University of Amapá, Macapá, Amapá, Brazil

<sup>4</sup>Instituto Pró-Carnívoros, Atibaia, São Paulo, Brazil

<sup>5</sup>Programa de Pós-Graduação em Ciência Animal, Universidade Estadual do Maranhão, São Luís, Maranhão, Brazil

<sup>7</sup>Coordenação de Ciências Ambientais, Federal University of Amapá, Macapá, Amapá, Brazil

## Abstract

Predator-prey interactions are a focus in ecology and conservation due to their importance as a key structuring mechanism in biotic communities. To provide a baseline reference for conservation planning, it is important to understand how carnivores interact with their prey and competitors in areas that do not experience direct anthropogenic impacts. In this study, we investigated the temporal activity patterns of the Ocelot (*Leopardus pardalis*) and Tayra (*Eira barbara*) and their prey on a large, protected island in Brazilian Amazonia. Using records obtained by camera-traps over two and a half years (2018-2020), we assessed the patterns of temporal overlap and separation between both carnivore species and multiple mammal and bird prey species. We estimated activity patterns using kernel density and measured the overlap between estimated paired distributions using an overlap coefficient. Using time differences between co-occurrences, we tested predictions that Tayra and Ocelot would appear less frequently at locations previously visited by the other species, and more frequently at locations previously visited by their prey. The temporal overlap between predators was lower ( $\Delta = 0.35$ ) than with their prey ( $\Delta = 0.58 - 0.84$  and  $\Delta = 0.66 - 0.73$  for Tayra and Ocelot respectively). There was no evidence of changes in activity between cameras with or without both carnivores. Indeed, we found more than double the number of images of Tayra at camera-traps that also had Ocelots. The subordinate Tayra appeared to avoid locations with Ocelot by at least 24 hours, whereas there were no apparent differences in the frequency of Ocelot images before or after Tayra. The results provide the first insight into temporal interactions involving sympatric carnivores and their potential prey on an Amazonian island. In general, our results suggest that Tayra may tailor their activity daily to maintain temporal separation from Ocelots. Future studies should address the poorly documented patterns across vertical forest strata for these partially arboreal carnivores.

Keywords: activity patterns; Amazonia; camera trapping; carnivore; competition; Felid; Mustelid; mammal; vertebrate; niche segregation; predator-prey interactions.

## 39 Introduction

40 Mammalian carnivores have been considered a paradigmatic group, with model  
41 species that make it easier to understand intraguild interactions that structure ecological  
42 communities<sup>1,2</sup>. Many studies focused on charismatic large carnivores including cats and  
43 bears to monitor global changes and inform habitat conservation<sup>3,4</sup>, but recent studies suggest  
44 that smaller carnivores can be better suited for monitoring anthropogenic changes to habitats  
45 and ecological communities due to the relatively quick responses to a multitude of  
46 environmental factors and diversity of prey species<sup>5-7</sup>.

47 Coexistence among sympatric carnivores with similar body sizes/diets can be  
48 facilitated by temporal and spatial segregation<sup>2,8-11</sup>. Temporal segregation can facilitate the  
49 coexistence of sympatric carnivores when they share habitats and prey. But even when there  
50 is no evidence of temporal or spatial segregation, sympatric carnivores with overlapping diets  
51 can display active avoidance to reduce the risk of encounters and potentially agonistic  
52 interactions<sup>12,13</sup>. Understanding the methods used by species to minimize that pressure is a  
53 challenge, but mechanisms including partitioning of temporal activity and habitat have been  
54 proposed as the main mechanisms to reduce the probability of risky encounters between  
55 competing carnivore species<sup>10,14,15</sup>. Negative interactions will also have a strong influence on  
56 population size, activity patterns, and coexistence between species, but may decrease by  
57 spatial or temporal segregation<sup>2,8,9,11-13,16</sup>. Neotropical carnivores are known to avoid  
58 competition by a variety of mechanisms, some utilizing different food items, or, in the case of  
59 high dietary overlap, utilizing resources differently across spatial and/or temporal dimensions  
60 <sup>17-21</sup>.

61 The Ocelot (*Leopardus pardalis*) is a widespread Neotropical spotted cat, with adults  
62 typically weighing between 8 kg and 16.5kg for males and 7.2 kg and 9 kg for females<sup>22</sup>.  
63 Using sight and hearing to hunt<sup>23</sup>, they have been suggested to negatively impact the  
64 abundance and activity patterns of other species by aggressive intraguild interactions and/or  
65 resource limitation<sup>19,24</sup>. Previous results suggest Ocelots exert a suppressive force on other  
66 carnivores through interference competition<sup>19</sup>. Specifically, de Oliveira, et al.<sup>19</sup> described  
67 what they called the “ocelot effect”, where increasing densities of this species negatively  
68 impacted smaller carnivores in many parts of their range, and in some cases may impinge  
69 more strongly than large carnivores<sup>19,25</sup>. The highest reported Ocelot population density is  
70 from Barro Colorado Island (BCI)<sup>26</sup>, which represents perhaps the most intensely studied  
71 population across the species’ range. The average home range on BCI was 3.48 km<sup>2</sup> for  
72 males, and 1.48 km<sup>2</sup> for females, while the average distance travelled was 1.15 km per  
73 night<sup>27</sup>. Although previous studies found no evidence of aggressive interactions with members  
74 of other carnivore orders (e.g. mustelids)<sup>18</sup> in mainland forests, it is possible that such  
75 patterns change as a result of elevated density and therefore elevated inter- and intra-guild  
76 competition in island populations.

77 The Tayra (*Eira barbara*) is a Neotropical mustelid with a broad geographic  
78 distribution<sup>28,29</sup>. They are active hunters that chase and follow prey using olfaction as the  
79 primary method of prey detection<sup>29,30</sup>. Weighing from 3.7 kg to 11.1 kg, Tayra are equally  
80 adept hunters in arboreal and terrestrial strata<sup>29,30</sup>. They have a generalist omnivorous diet  
81 <sup>18,29,30</sup>, including a variety of fruits, honey, carrion, vertebrates, and insects<sup>30-33</sup>. Although  
82 Tayra have a much broader diet (e.g. including fruits), high dietary overlap occurs between  
83 Ocelot and Tayra where they exist in sympatry<sup>17,18</sup>. Habitat partitioning to avoid competition  
84 over food resources is possible for carnivores when there is adequate space and habitat quality  
85 <sup>8,9,34</sup>. Previous studies found that sympatric Ocelot and Tayra have similar patterns of habitat  
86 use<sup>18</sup>, which suggests that spatial segregation is not used to avoid competition.

87 Environmental variables do not strongly explain the spatial distribution of either of  
88 these widespread and generalist species<sup>17-19,29,35</sup>. The spatial distribution of both species has  
89 however been associated with structural elements of the habitat and prey availability<sup>18,36,37</sup>. A  
90 telemetry study in the moist tropical forests of Belize showed both species had generalist  
91 habitat associations with no evidence of spatial avoidance as home ranges of both species  
92 overlapped considerably<sup>18</sup>. Both species used all available habitat types, but used early  
93 secondary growth more than late secondary growth/mature forest in the protected area  
94 studied<sup>18</sup>. The same study showed Ocelots moved 6.4 km in 24h, with home ranges of 14 and  
95 31 km<sup>2</sup> (adult female and subadult male, respectively). Tayra moved 6.9 km in 24h and  
96 ranged across areas of 16 and 24 km<sup>2</sup> (adult female and male, respectively)<sup>18</sup>. Both species  
97 have flexible ranges, and the use of space and ranging patterns vary with habit. For example,  
98 Ocelots on on 15 km<sup>2</sup> BCI had home ranges of 1.5 – 3.5 km<sup>2</sup><sup>27</sup>, while in fragmented Atlantic  
99 Forest and Tayra ranges were 5 km<sup>2</sup><sup>37</sup>.

100 Decades of studies across the species ranges show temporal segregation is most likely  
101 to be the principal mechanism for Ocelot and Tayra coexistence<sup>18,34,38</sup>. Studies have  
102 documented that human presence (e.g., trails, dirt roads, dogs) and habitat disturbances (e.g.,  
103 logging) can affect the presence of both species<sup>6,37,39</sup>. Yet, there is a lack of multiyear  
104 evidence from large undisturbed/protected areas to provide a baseline reference for  
105 monitoring the strength and direction of anthropogenic changes in disturbed Amazonian  
106 forests. Here we used field data from 2018 to 2020, two dry and one wet season, to examine  
107 temporal patterns in the activity of Ocelot and Tayra on a large, protected Amazonian island.  
108 We tested the hypothesis that given the similarities in diet, body size, and habitat use, Ocelot  
109 (*Leopardus pardalis*) and Tayra (*Eira Barbara*), would use temporal partitioning to reduce  
110 the probability of agonistic encounters.

111 We predict that:

- 112 i) Tayra and Ocelot will have low temporal overlap, but higher overlaps with  
113 prey species.
- 114 ii) Tayra and Ocelot will appear less frequently at locations previously visited  
115 by the other species, and more frequently at locations previously visited by  
116 their prey.

117

118 **Results**

119 We obtained a total of 172 independent registers of Ocelot and 168 of Tayra from  
 120 11,538 camera-trap days (3540 from 15 December 2018 to 20 February 2019 and 7998 from 7  
 121 February to 18 July 2020). Independent photos of prey species were dominated by Agoutis  
 122 (*Dasyprocta* sp.), which accounted for nearly half (48.2%, 5074) of the 10,529 photos of prey  
 123 species (Table 1). Indeed, more than three-quarters of prey photos were from only two  
 124 widespread and relatively abundant diurnal species groups (i.e. Agoutis and Trumpeters  
 125 77.7%, n = 8183 photos, Table 1).

126  
 127 Table 1 - Focal prey species found on the Maracá Island Ecological Reserve. Summary of photos and  
 128 species traits (activity, weight) and predator for the selected prey species groups. The taxa included within more  
 129 general groups are listed.

Species group	Family	Taxa included	Photos (cameras) <sup>a</sup>	Activity (documented / present study) <sup>b</sup>	Weight (kg) <sup>c</sup>	Predated by	
						Ocelot	Tayra
<b>Mammal</b>							
Rodentia							
Agoutis	Dasyproctidae	Dasyprocta agouti	5076 (60)	Diurnal / Diurnal	4	+ <sup>36,40</sup>	+ <sup>17,41,42</sup>
Pacas	Cuniculidae	Cuniculus paca	83 (18)	Nocturnal / Nocturnal		+ <sup>17</sup>	
Spiny rats	Echymyidae	Dactylomys / Proechimys	259 (28)	Nocturnal / Nocturnal	<1	+++ <sup>40</sup>	+++ <sup>21,41,43,4 4 18,21,29</sup>
Squirrels	Sciuridae	Sciurus / Microsciurus	185 (37)	Diurnal / Diurnal	<1	+++ <sup>17,40</sup>	+++ <sup>21,41,43,4 4 18,21,29</sup>
Didelphimorphia							
Opossums	Didelphidae	Didelphis / Philander	268 (36)	Nocturnal / Nocturnal	1.5	+++ <sup>18,36,40</sup>	+ <sup>17,29,41</sup>
Cingulata							
Armadillos	Dasypodidae	Dasybus novemcinctus / septemcinctus	107 (28)	Cathemeral and Nocturnal / Nocturnal	4	++ <sup>18,36,40</sup>	+ <sup>45</sup>
<b>Birds</b>							
Tinamiformes							
Tinamous	Tinamidae	Tinamus spp / Crypturellus spp	608 (55)	Diurnal / Diurnal	<1	+ <sup>17,36,40</sup>	+ <sup>17,46</sup>
Gruiformes							
Trumpeters	Psophiidae	Psophia crepitans	3120 (58)	Diurnal / Diurnal	2	+ <sup>17</sup>	+ <sup>17</sup>
Galliformes							
Curassows	Cracidae	Crax alector	834 (60)	Diurnal / Diurnal	3	+ <sup>17,36</sup>	+ <sup>17</sup>

130 <sup>a</sup>Number of independent photos and cameras in which the species appeared.

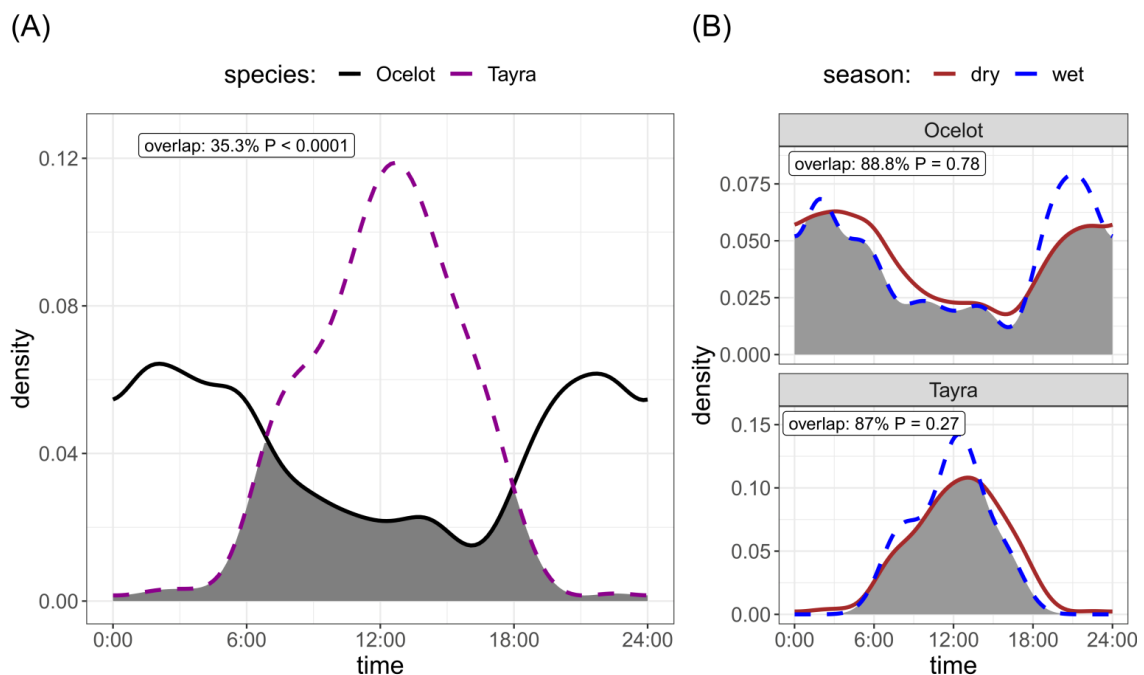
131 <sup>b</sup>Activity documented in the literature and the present study.

132 <sup>c</sup>Mean adult body weight (kg).

133 <sup>d</sup>Documented predator, with sources. Including a qualitative indication of the relative frequency of predation  
 134 /occurrence in the diet obtained from the source literature.

135 **Temporal overlap**

136 There was strong temporal segregation between the two carnivores (Fig. 1). Indeed,  
 137 the peak of Tayra activity corresponded to the hours when Ocelots were least active (Fig. 1).  
 138 Tayras were “strictly diurnal” and Ocelot “predominantly nocturnal” and these differences  
 139 were reflected in low and insignificant overlap in temporal activity (35%, Fig. 1). There was a  
 140 clear peak in Tayra activity around midday (Fig. 1) and Tayra were recorded during the night  
 141 on only three occasions (22h, 1h, 3h). In contrast, 59% of Ocelot photos were nocturnal  
 142 (between one hour after sunset and one hour before sunrise), with Ocelot activity peaking at  
 143 21h and 2h and declining throughout the day to the lowest levels in the afternoon/early  
 144 evening (Fig. 1). Although there was no significant difference in activity between seasons,  
 145 peaks in activity were more pronounced during the wet season for both Ocelot and Tayra (Fig.  
 146 1).  
 147

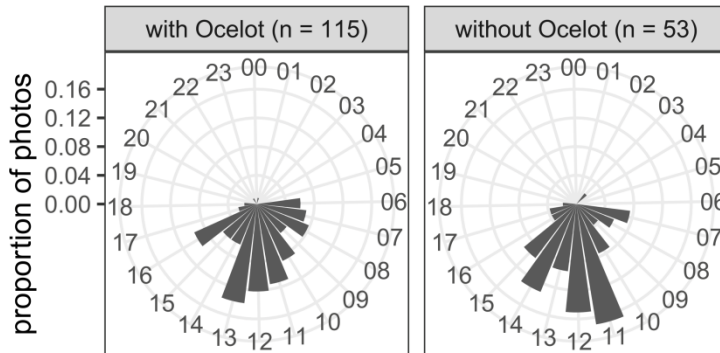


148  
 149 Figure 1. Temporal distribution and overlap of Ocelot and Tayra activity. Kernel density estimates for  
 150 the distribution of photos per hour of Tayra (*Eira barbara*) and Ocelot (*Leopardus pardalis*) at Maracá Island  
 151 Ecological Reserve, Roraima, Brazil. Camera-trap samples occurred during two consecutive dry seasons (14  
 152 December 2018 to 20 February 2019 and 7 February to 30 April 2020) and three months of heavy rainfall (1  
 153 May to 18 July 2020). Graphs show (A) overall distribution for each species (n = 172 and 168 photos for Ocelot  
 154 and Tayra respectively) and (B) comparison between dry and wet season activity. Activity pattern overlap values  
 155 are calculated from the area under the lower of the two density curves, with P values obtained from a bootstrap  
 156 Randomization test of similarities in the distributions.  
 157

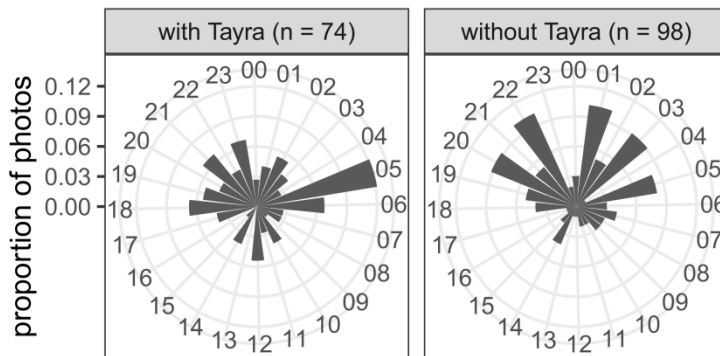
158 Ocelots can be classified as cathemeral at Maracá as they were active >30% during the  
 159 nonpeak (diurnal) time of the 24-hr cycle (Fig. 2). There was no clear change in temporal  
 160 activity between camera-traps with and without the other species. The peak timing of Tayra  
 161 activity changed from 13H to 11H at cameras with and without Ocelot photos. However, such  
 162 small differences did not represent a substantial change considering the variation in the timing  
 163 of activity and there was no significant difference in the mean timing of activity between  
 164 cameras with and without the other species (Circular Analysis of Variance,  $P > 0.4$  for both  
 165 Ocelot and Tayra). There was also more than double the number of photos of Tayra at  
 166 camera-traps that also had Ocelots (Fig. 2). This increase came from the presence of both

167 species at nearly two thirds of the camera-traps with Tayra photos (64%, 64%, and 65% of  
 168 camera-traps with Tayra photos also had Ocelot photos during the three sampling events).  
 169

(A) Tayra



(B) Ocelot



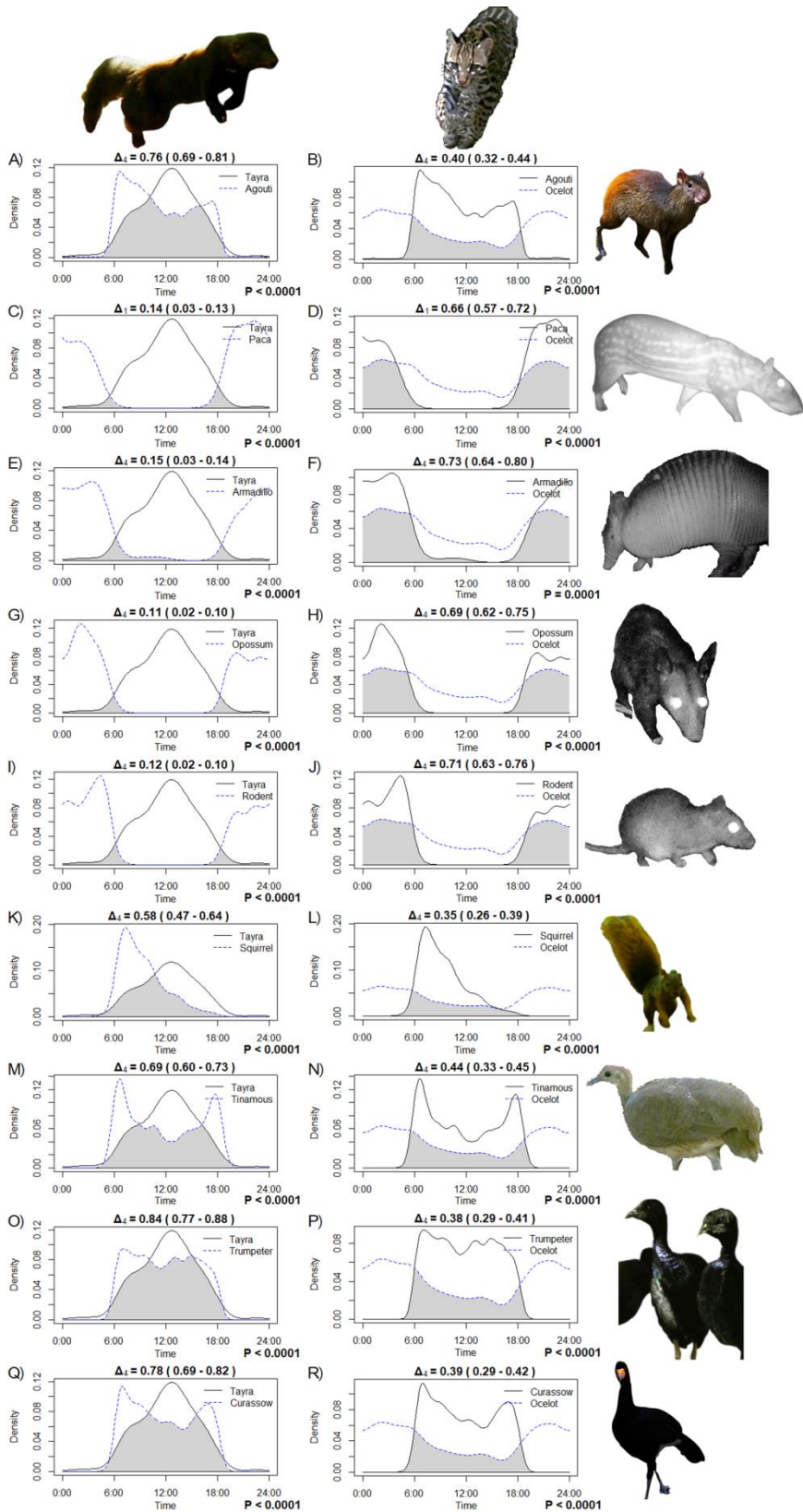
170

171 Figure 2. Activity patterns of Tayra and Ocelot. Comparison of activity (proportion of photos per hour) of Tayra  
 172 (*Eira barbara*) and Ocelot (*Leopardus pardalis*) at Maracá Island Ecological Reserve, Roraima, Brazil.  
 173 Temporal activity compared between camera-traps with and without the presence of the other species.  
 174

175 The temporal activity overlap between Tayra and most diurnal prey was high (Figure  
 176 3), yet all patterns of activity differed significantly. The greatest overlaps were: Trumpeter [ $\Delta_4 = 0.84$  (0.77 - 0.88)  $p < 0.0001$ ], Curassow [ $\Delta_4 = 0.78$  (0.69 - 0.82)  $p < 0.0001$ ], Agouti [ $\Delta_4 =$   
 178 0.76 (0.69 - 0.81)  $p < 0.0001$ ], Tinamous [ $\Delta_4 = 0.69$  (0.60 - 0.73)  $p < 0.0001$ ] and Squirrel [ $\Delta_4 =$   
 179 0.58 (0.47 - 0.64)  $p < 0.0001$ ]. Tayra showed little overlap with the nocturnal prey ( $\Delta_4 \leq 0.15$ ),  
 180 and only overlapped minimally around sunrise and sunset with Armadillo [ $\Delta_4 = 0.15$  (0.03 -  
 181 0.14)  $p < 0.0001$ ], Paca [ $\Delta_1 = 0.14$  (0.03 - 0.13)  $p < 0.0001$ ], Spiny rat [ $\Delta_4 = 0.12$  (0.02 - 0.10)  
 182  $p < 0.0001$ ] and Opossum [ $\Delta_4 = 0.11$  (0.02 - 0.10)  $p < 0.0001$ ].

183 Considering the overlap between Ocelots and their potential prey, this felid had little  
 184 ( $\Delta_4 < 0.45$ ) coincidence of activity times with the diurnal species: Tinamous [ $\Delta_4 = 0.44$  (0.33 -  
 185 0.45)  $p < 0.0001$ ], Agouti [ $\Delta_4 = 0.40$  (0.32 - 0.44)  $p < 0.0001$ ], Curassow [ $\Delta_4 = 0.39$  (0.29 - 0.42)  
 186  $p < 0.0001$ ], Trumpeter [ $\Delta_4 = 0.38$  (0.29 - 0.41)  $p < 0.0001$ ] and Squirrel [ $\Delta_4 = 0.35$  (0.26 - 0.39)  
 187  $p < 0.0001$ ], with patterns of activity differing significantly. Ocelots had greater overlap with  
 188 nocturnal prey, with significant differences in activity patterns, Armadillo [ $\Delta_4 = 0.73$  (0.64 -  
 189 0.80)  $p = 0.0001$ ], Spiny rat [ $\Delta_4 = 0.71$  (0.63 - 0.76)  $p < 0.0001$ ], Opossum [ $\Delta_4 = 0.69$  (0.62 -  
 190 0.75)  $p < 0.0001$ ] and Paca [ $\Delta_1 = 0.66$  (0.57 - 0.72)  $p < 0.0001$ ].

191



192  
193  
194  
195  
196  
197  
198

Figure 3. Temporal overlap between carnivores and potential prey species on the Maracá Island Ecological Reserve. A) Tayra and Agouti; B) Ocelot and Agouti; C) Tayra and Paca; D) Ocelot and Paca; E) Tayra and Armadillo; F) Ocelot and Armadillo; G) Tayra and Opossum; H) Ocelot and Opossum; I) Tayra and Spiny rat; J) Ocelot and Spiny rat; K) Tayra and Squirrel; L) Ocelot and Squirrel M) Tayra and Tinamous; N) Ocelot and Tinamous; O) Tayra and Trumpeter; P) Ocelot and Trumpeter; Q) Tayra and Curassows; R) Ocelot and Curassows.

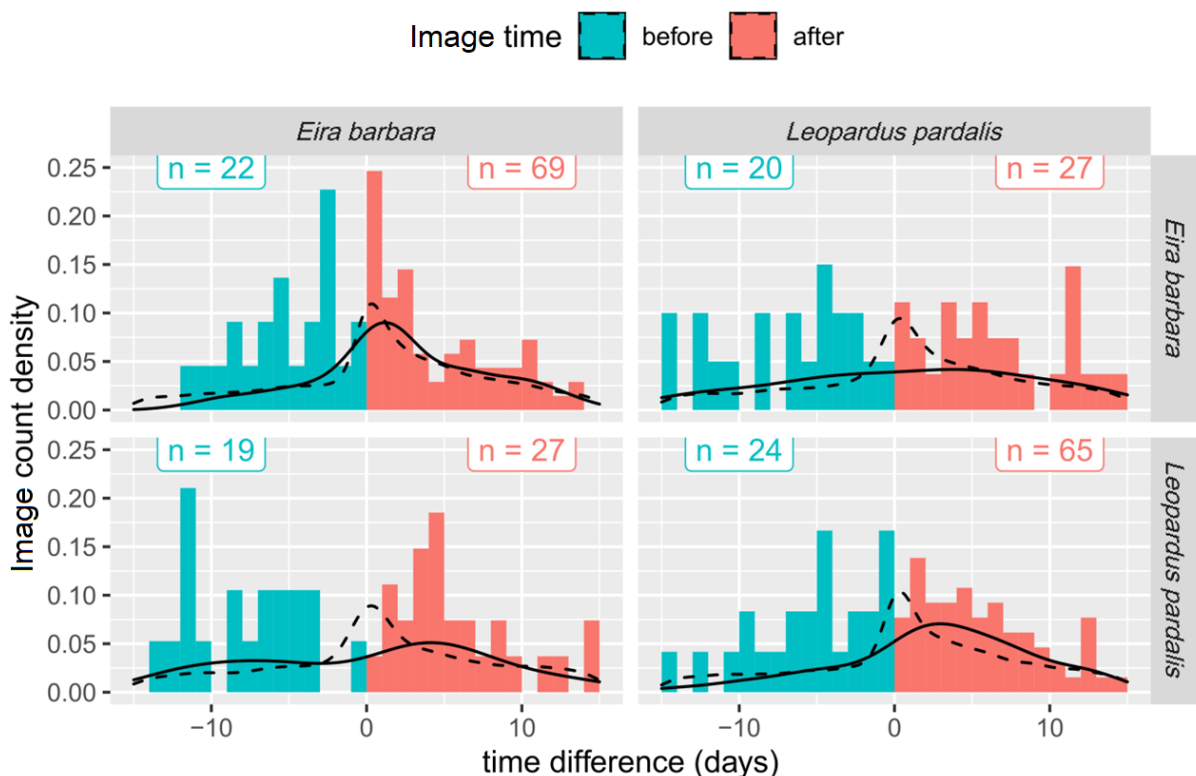


199

200 Agouti was the only prey species with statistically significant differences in activity  
201 between the rainy and dry seasons. During the dry season, agoutis had more prominent  
202 crepuscular peaks and reduced activity around midday [ $\Delta_4 = 0.91$  (0.89 - 0.93)  $p < 0.0001$ ]. We  
203 did not find significant differences in activity patterns between the rainy and dry seasons for  
204 any other prey species. It was not possible to compare seasonal activity for Paca due to the  
205 low number of wet season photos ( $n = 6$ ), as 93% of the records were in the dry seasons ( $n =$   
206 77). However, this species was strictly nocturnal in both seasons.  
207

### 208 Temporal separation

209 A comparison of temporal differences between Ocelot and Tayra images at the same  
210 camera showed that Tayra appeared only after a noticeable delay following an Ocelot  
211 photograph. The frequency of Tayra images started to increase 24 hours after that of an  
212 Ocelot, with a maximum frequency 5 days after. In contrast, there were no apparent  
213 differences in the frequency of Ocelot images either before or after Tayra (Figure 4). The  
214 frequency distribution of images also suggested differences in species movement patterns, as  
215 if a camera had an image of the species, there was likely to be another image of the same  
216 species within three days for Tayra and up to 10 days for Ocelot, with peaks at one or two  
217 days for Tayra and Ocelot respectively (Figure 4).  
218



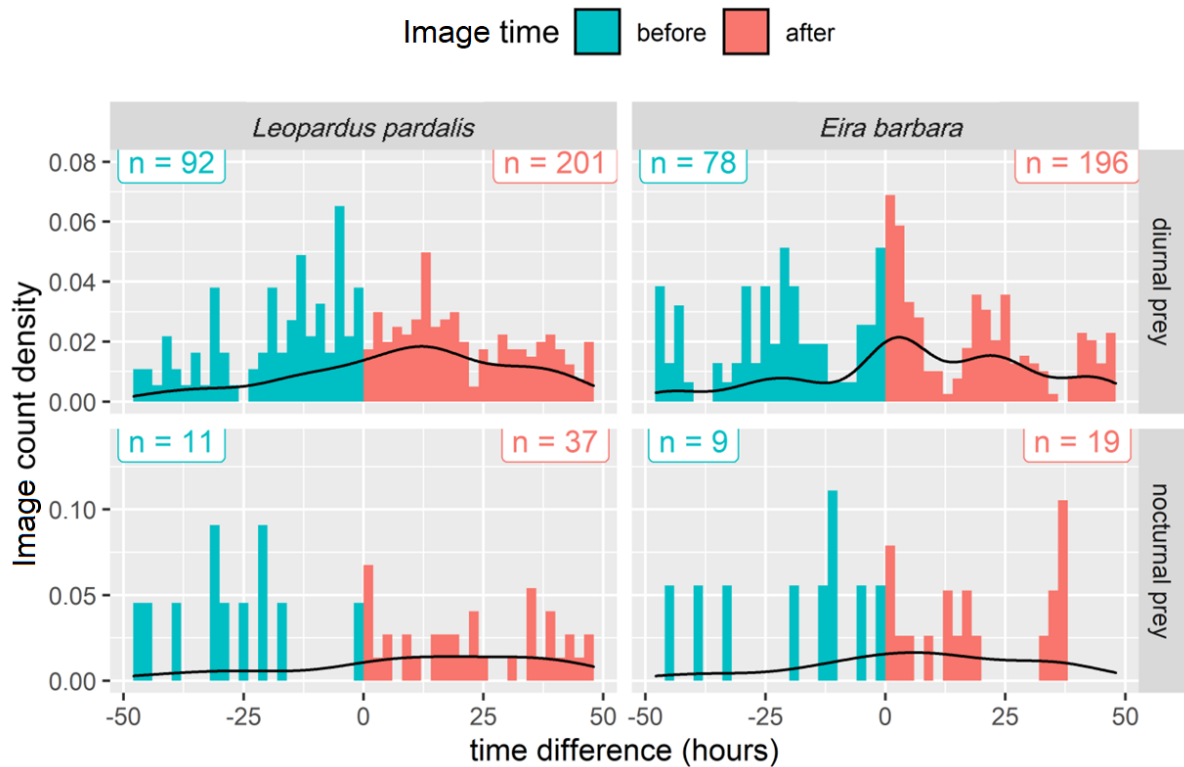
219

220 Figure 4. Time differences between Ocelot and Tayra. Comparison of time differences from camera-traps where  
221 both species were imaged at Maracá Island Ecological Reserve, Roraima, Brazil. Density distribution of images  
222 of the focal species in columns before (blue bars) and after (red bars) the potentially subordinate species (rows).  
223 Solid line is the kernel density estimate of the histogram and dashed line represents the kernel density expected  
224 from a random distribution of differences obtained via bootstrap randomization.  
225

226 The strongest evidence for a temporal association with prey species came from Tayra  
227 and diurnal prey (Figure 5). The frequency of Tayra images peaked within one to two hours of



228 the diurnal prey, then declined steadily across 48 hours. In contrast, Ocelot images were most  
 229 frequent six hours before those of diurnal prey (Figure 5). There was little evidence to  
 230 indicate a direct association between ocelots and the nocturnal prey, as the peak frequency of  
 231 Ocelot images occurred from 21 to 31 hours before the nocturnal prey (Figure 5).  
 232

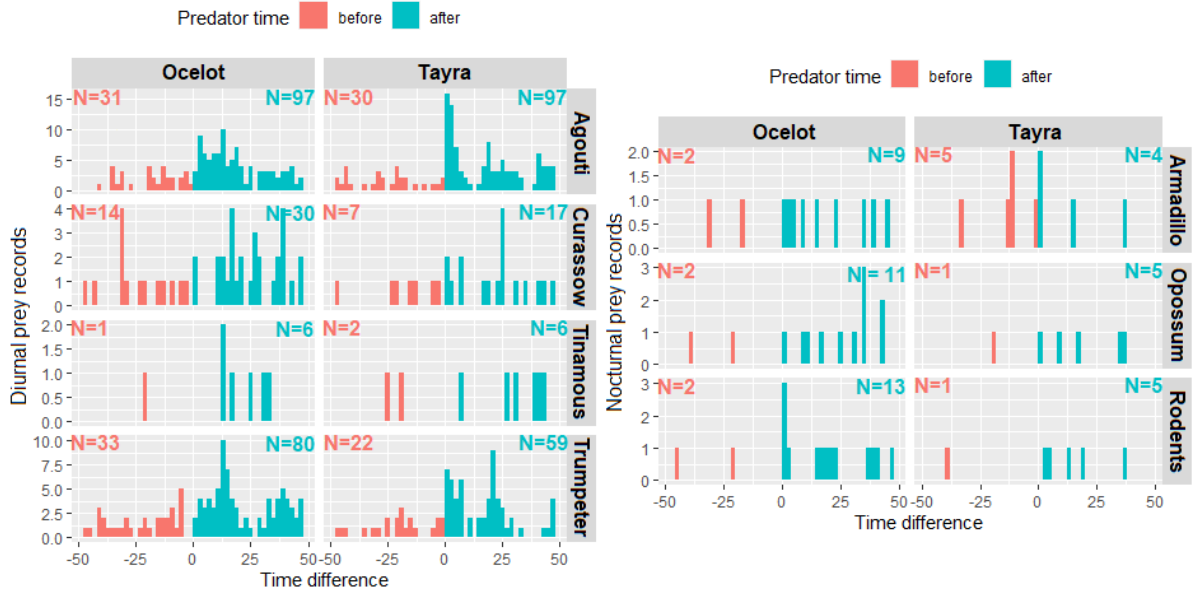


233

234 Figure 5. Time differences between carnivores and prey. Comparison of the time differences between species  
 235 from the same camera-trap at Maracá Island Ecological Reserve, Roraima, Brazil. Density distribution of images  
 236 of the carnivores in columns before (blue bars) and after (red bars) the potential prey species, grouped by activity  
 237 (rows). Solid line is the kernel density estimate of the histogram.  
 238

239 The temporal differences patterns between predators and diurnal prey strongly  
 240 reflected those of the two most common species types - Agoutis and Trumpeters (Table 2,  
 241 Fig. 6). There were far fewer images of Tayra before Agouti (n=30) compared with after (n =  
 242 97), with a clear peak within 1 to 2 hours after the prey was captured on camera. In the hours  
 243 that followed, the records remained high, with an accentuated drop that coincided with the  
 244 night, and then, in the first hours of the next day, there was a secondary peak of Tayra  
 245 appearance. This pattern indicates that the predator is more active at locations that have been  
 246 visited recently by Agoutis. Trumpeters elicited a similar response, with numbers of Tayra  
 247 images being before low numbers (n=22), and higher numbers 1 to 4 hours after (n=59)  
 248 passage of the birds. This was followed by low frequencies corresponding to the night,  
 249 followed by an increase in photos during the diurnal hours of the second day. In contrast,  
 250 nocturnal prey did not have enough encounters across 48 hours to identify any strong patterns.

251 For the Ocelot, the prey with the clearest pattern was also the Agouti (Fig. 6). With  
 252 few Ocelot images before (n=31) and 97 after. Similarly, the Trumpeter also showed  
 253 relatively few (n=33) photos before, but the same strong (n=80) bell curve response after,  
 254 followed by a drop in number of images during the day and a second curve the following  
 255 night. There were also too few images of ocelots and the other diurnal and nocturnal species  
 256 during 48 hours to establish any pattern.



257  
258  
259  
260  
261

Figure 6. Rate of appearance of Tayra and Ocelot 48h before and after prey species were recorded at the same location. The difference in the number of predator records of 48h after prey was recorded is about three times higher than the 48h before the prey's appearance, the rate varying between species.

262  
263

Table 2 – Common prey species of Tayra and Ocelot. Showing the percentage of registers at different times of the circadian cycle.

Common Name	Diurna	Nocturnal	Crepuscular	Prey and Tayra Within 48h Same camera before/after	Prey and Ocelot Within 48h Same camera before/after
<b>Mammals</b>					
Agouti	73%	1%	26%	30/97	31/97
Opossum	0%	93%	7%	1/5	2/11
Armadillo	3%	92%	5%	5/4	2/9
Rodent	0%	90%	10%	1/5	2/13
<b>Birds</b>					
Tinamou	60%	0%	40%	2/6	1/6
Trumpeter	81%	0%	19%	22/59	33/80
Curassow	77%	0%	23%	7/17	14/30

264  
265  
266

## Discussion

267  
268  
269  
270  
271  
272  
273  
274

Our survey across multiple years showed temporal segregation between Tayra and Ocelot on Maraca Island. Although there was substantial overlap in space, Tayra appeared to reduce the chances of agnostic interactions with Ocelot by avoiding camera-traps at times when Ocelot had recently passed. There was temporal overlap with prey species at this well-preserved island environment on the Brazilian Amazon forest. We first addressed the temporal overlap between the carnivores and prey, then the contrasts in temporal separation, comparing the apparent temporal avoidance of Ocelots by Tayra and the temporal proximity of these predators to the potential prey species.

275  
276  
277  
278

There was no evidence of seasonal differences in activity for either species. This supports results from the Brazilian Pantanal, which also found no differences in Ocelot activity between dry and wet seasons<sup>47</sup>. We predicted that Ocelot and Tayra would show low temporal overlap; and, indeed, the value was only 35.3%. Additionally, there was a clear

279 difference in peak timing of activities and use of the circadian cycle between the species. This  
280 clear segregation confirmed our first prediction that the two carnivores would display low  
281 temporal overlap. The distinct unimodal activity patterns of the Tayra observed in this study  
282 (Fig. 1) support the avoidance hypothesis. Although Tayra's eyes possess a tapetum lucidum,  
283 their relatively smaller eye size and fewer cell layers of this intraocular "retroreflector"  
284 structure suggest reduced visual acuity at night compared to the Ocelot<sup>48</sup>. It seems likely that  
285 such reduced visual nocturnal acuity also explains why Tayra are active during the day. In  
286 addition to the temporal segregation, there is also likely to be vertical segregation between  
287 forest strata. Such vertical separation could change our understanding of the observed  
288 temporal patterns, but this remains unknown. The possibility of vertical segregation requires  
289 further investigation, perhaps via the use of arboreal camera-traps in future studies.

290 The second part of the prediction stated that both carnivore species would have higher  
291 temporal overlap with the prey species, which was also confirmed between Tayra and all the  
292 diurnal selected species. Agouti, Trumpeter, and Curassow have a high overlap (>75%), and  
293 Tinamous exhibits a moderately high overlap (69%). For Ocelot and the nocturnal prey  
294 species (e.g. Armadillo, Opossum, and Rodent) exhibited a moderately high overlap, ranging  
295 from 73% to 69%. However, this prediction did not hold for Ocelot and any of its diurnal prey,  
296 where the overlap value was low (>45%). Although there was little temporal overlap, the  
297 elevated frequency of Agouti images strongly suggests that Agoutis are an accessible target,  
298 even if for only a proportionally short period of time. In the wild, adult Ocelots are estimated  
299 to consume some 0.56-0.84 kg of meat per day<sup>19</sup>. An agouti would therefore provide  
300 sufficient meat for one to two days. The presence of this species in the diet, therefore, follows  
301 optimal foraging theory<sup>49</sup>, as Agoutis are an abundant and highly-available potential prey for  
302 this generalist predator within the Maraca Island Reserve.

303 Our second prediction was that each of the carnivores would appear less frequently at  
304 locations previously visited by the other species, which was demonstrated by the absence of  
305 the slight peak in Ocelot and Tayra appearance on the first days after the other species. Tayra  
306 showed a strong response, with frequent occurrences only reappearing five days after the  
307 presence of Ocelot. The gap in time between images of the same predator suggested  
308 differences in movement patterns, with Tayra using the same location more intensively for up  
309 to three days, in comparison to Ocelot which had images distributed across 10 days.

310 Based on previous studies, it was expected that both predators would appear more  
311 frequently at locations previously visited by their prey. This expectation was observed for the  
312 Agouti, the strictly diurnal specie that elicited a clear reaction from both predators, Tayra  
313 having a more immediate response, with a very prominent peak within the first hours after the  
314 prey appeared, and with Ocelot having a delayed reaction by a few hours, what could be  
315 explained by its peak in activity being a few hour past the peak of appearance of the prey.  
316 Additional evidence, that strengthens our claim, was that the number of records of the  
317 predators tripled after the appearance of prey. We found the same pattern with Trumpeter,  
318 where number of records following prey appearance was between double and triple that  
319 before the appearance. Curassow elicited some reaction, but not as clearly as the other two.

320 The high overlap in activity and increase in the appearance of Tayra for the presented  
321 bird groups complements the literature, as in, while it seldom points down to those specific  
322 species as Tayra prey, most studies of Tayra show that they feed on "birds" or mention  
323 unidentifiable remains of feathers in their diet. Tayra is known for using scent to hunt<sup>29</sup>. It is,  
324 therefore, possible that individuals use this sense to locate sites previously visited by prey,  
325 thus explaining why the response was so immediate compared to that of Ocelots, which are  
326 more visual hunters. Both Tinamous and Curassows only began their daily activities at the  
327 time when Ocelot activity started to decrease and ended their daily activity at the time Ocelot

328 activity started to increase. Similarly, they also showed a decrease in activity at midday, when  
329 Tayra was most frequently imaged being active on the ground.

330 We predicted that Ocelots would show high levels of overlap with the activity cycles  
331 of their nocturnal prey. This expectation was from the documented preference of this wild cat  
332 for small mammals, a group that is predominantly nocturnal<sup>36</sup>. While there was a strong  
333 overlap between Ocelot and nocturnal prey, there were few images of ocelots within 48 hours  
334 of the nocturnal prey. This may be explained by the movement patterns of ocelots. Data from  
335 the camera traps (N. C. Pinheiro-Costa, unpublished data) indicates that Ocelots may be  
336 ranging through the area covered by an individual camera for up to 10 days following the  
337 presence of a prey species individual (as indicated by the presence of an image). This suggests  
338 a far more dispersed ranging pattern than with the Tayra. In contrast, Tayra appeared for up to  
339 3 days at the same camera, suggesting a more concentrated ranging behavior. This matches  
340 findings from a telemetry study that showed Tayra remained from one to three days in the  
341 same area before moving to another<sup>18</sup>. Additional surveys are required to achieve a larger  
342 sample size that could enable individual identifications and a more detailed understanding of  
343 these temporal patterns.

344 It is extremely difficult to determine whether the temporal overlap between carnivores  
345 and a specific prey species is direct evidence of dietary preferences and active effort to match  
346 their time of activity. Hunting and avoidance behaviors are rarely captured by camera-traps  
347 and can only be inferred from the responses elicited from other species. It is extremely  
348 difficult to determine whether a lack of temporal overlap and/or increased temporal separation  
349 is direct evidence of avoidance or indirect consequence of surrounding factors. However,  
350 combined evidence from the two complementary measurements provide key insights into the  
351 nature of the interactions between the species. Considering the low temporal overlap between  
352 Tayra and Ocelot, we conclude that our hypotheses concerning interspecific interactions are  
353 supported by our results. Our hypotheses concerning prey were only supported in a few  
354 groups, taking into consideration daily overlap and the response elicited by the carnivores  
355 before and after the prey appearance. We can suggest that at least Agouti and Trumpeter  
356 supported our hypotheses for both Tayra and Ocelot, and Tinamous for Ocelot. Additional  
357 investigation is required to establish the robustness of the approach we adopted, particularly  
358 the influence of sample sizes. It remains plausible that patterns for these generalist species  
359 observed in the present study and elsewhere<sup>50</sup> reflect species abundances and not necessarily  
360 interspecific interactions.

361 While previous studies reported forests extending thousands of kilometers to the north,  
362 south, and west of Maracá, vast swathes of forest have been cleared to the south and north of  
363 Maracá from 1985 to 2020 (Google Earth Timelapse, accessed 19 September 2022:  
364 [https://earthengine.google.com/timelapse#v=3.32936,-  
365 62.08477,8.021,1atLNg&t=3.63&ps=50&bt=19840101&et=20201231&startDwell=0&endDwell=0](https://earthengine.google.com/timelapse#v=3.32936,-62.08477,8.021,1atLNg&t=3.63&ps=50&bt=19840101&et=20201231&startDwell=0&endDwell=0) ). Continued monitoring of the biodiversity of this island is therefore vital to help inform  
366 the conservation and restoration of forests impacted by continued anthropogenic land cover  
367 changes in the surrounding areas in the 21<sup>st</sup> century.  
368

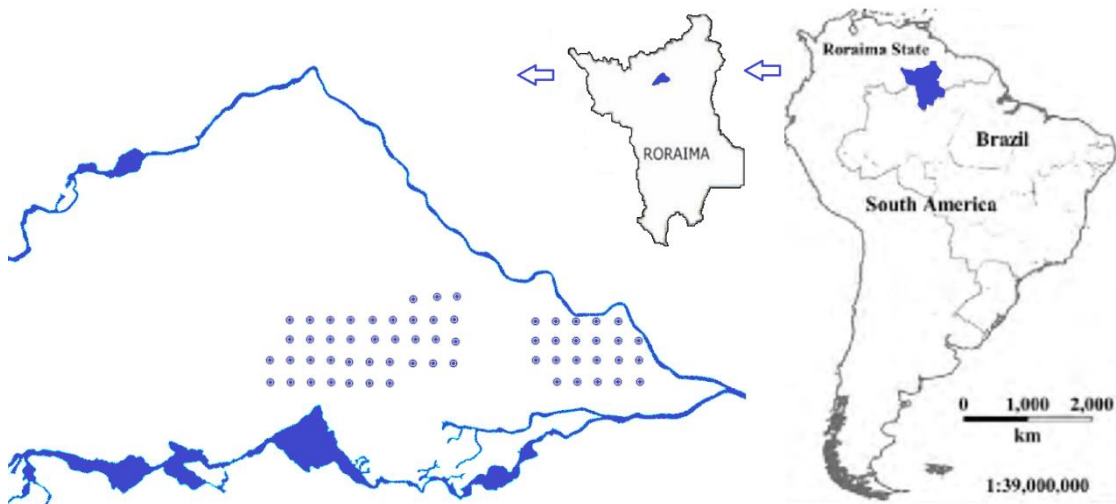
369

## 370 **Methods**

### 371 **Study Site**

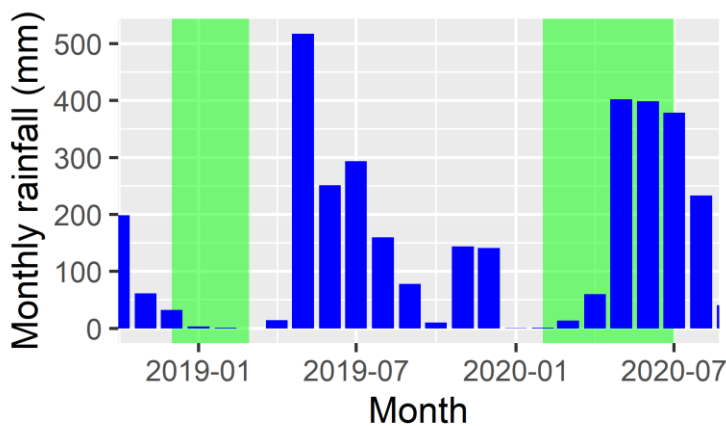
372 We conducted this field study at Maracá Island Ecological Reserve, a large island of mainly  
373 old-growth Amazonian rainforest<sup>51</sup> (Fig. 7).  
374

375



376  
377 Figure 7. Maracá Island Ecological Reserve. Map of the study site showing camera-trap locations  
378 (white circles).  
379

380 Maracá Island Ecological Reserve covers approximately 1035 km<sup>2</sup> in the Brazilian  
381 state of Roraima, in the middle of the Uraricuera River, in between the administrative districts  
382 (“municipalities”) of Alto Alegre and Amajari (3°24’26” N, 61°29’13” W, Fig. 7). Maracá  
383 Island Ecological Reserve was created in 1981 and is categorized by the International Union  
384 for Conservation of Nature (IUCN) as a Strict Nature Reserve, and as a fully protected area by  
385 the Brazilian National System of Conservation Units (SNUC). The vegetation of Maracá is  
386 composed of forest mosaics transitioning between savanna and tropical forest, with most of  
387 the area unflooded *terra-firme* forest formations<sup>51,52</sup>. The climate is humid tropical, with an  
388 average annual temperature between 26°C and 32°C, and annual precipitation ranges between  
389 1700 mm and 2400 mm<sup>53</sup>. Heavy precipitation occurs during the rainy season, which starts in  
390 May and lasts until July (Fig. 8).  
391



392  
393 Figure 8. Rainfall and camera-trap surveys. Monthly rainfall (blue bars) and camera-trap sample months (green  
394 shading) at Maracá Island Ecological Reserve, Roraima, Brazil.  
395  
396

### 397 Sampling design

398 Camera-trap sampling is an effective technique for monitoring medium- and large-  
399 bodied terrestrial mammals. With advances in statistical analysis, camera-trap surveys are  
400 increasingly used to understand behavioral patterns, including temporal activity<sup>54,55</sup>. Camera-

401 traps help minimize disturbance to the study species as they capture the animal's image  
402 remotely, so interference minimally with natural behavior. They are widely used in remote  
403 environments, such as in ecological reserves, as it is possible to independently maintain  
404 continuous monitoring for months, accumulating all images on a removable memory card.  
405 Camera-traps are remotely activated and capture the moment when an animal passes in front  
406 of the heat/motion sensor. Sensor activation generates an image with additional information  
407 on the date, time, and camera location.

408 We conducted camera-trap surveys across two years (Fig. 8). A total of 60 Bushnell  
409 Trophy cam HD were installed during two consecutive dry seasons (15 December 2018 to 20  
410 February 2019 and 7 February to 30 April 2020) and three months of heavy rainfall (1 May to  
411 18 July 2020). Cameras were installed following the Tropical Ecology Assessment and  
412 Monitoring (TEAM) protocol for Vertebrates<sup>56</sup>. The 2020 survey was extended due to the  
413 Covid-19 pandemic when, following lockdown guidelines, Maracá was closed to outside  
414 researchers and the removal of cameras was consequently delayed. During both years, a total  
415 of 60 cameras were installed in a grid arrangement extending across approximately 12% (129  
416 km<sup>2</sup>) of the reserve, with a spacing of approximately 1.4 kilometers between nearest  
417 neighboring traps (range 1.2 to 1.4 km, Fig. 7). The areas chosen for the camera-traps were  
418 representative of habit type and distribution and accessible enough for the cameras to be  
419 installed and retrieved with minimal disturbance. We chose the most suitable location to  
420 detect mammals within a radius of up to 100 meters from each predetermined GPS point. To  
421 maximize the chances of obtaining images attention was given to the presence of trails,  
422 fruiting or flowering trees, tracks, and other signs. The cameras were securely fixed to trees at  
423 a height of approximately 50 centimeters above the ground. Excess foliage and undergrowth  
424 were removed from in front of the cameras to reduce false triggers. Cameras were installed so  
425 that there was enough battery and memory autonomy throughout the study, without direct  
426 sunlight over the motion sensor, which also helps to avoid any false triggers from sun flecks  
427 and shadows. The camera-traps were unbaited, programmed to trigger at any movement with no  
428 time interval between photos, remained undisturbed by researchers and continuously active 24  
429 hours a day .

430

### 431 **Data Analyses**

432 We excluded from the analysis cameras where the date and time were not reliably  
433 recorded due to malfunction or memory card failure, retaining data from 54, 57, and 45  
434 cameras from the three sampling events (an overall success rate of 87%). We identified the  
435 genus and, when possible, the species in the image, the date, time, and camera station where it  
436 was recorded with the help of the program Wild ID. The presence of multiple individuals in  
437 the same photo was considered a single record for the species. We only considered  
438 independent the photos that respected a threshold of >30 min between consecutive photos of  
439 the same species at the same camera-trap<sup>57,58</sup>.

440 We selected prey species by searching the published literature documenting Tayra and  
441 Ocelot's diet and hunting. Despite most of the literature using the term “generalist” when  
442 referring to the diet of both species, we focused on nine terrestrial prey species groups that  
443 were both well established in the literature and imaged frequently in both study years.  
444 Following previous studies, prey species that were functionally similar in terms of size,  
445 activity, and habits and that were challenging to identify unambiguously were grouped  
446 together<sup>17,55</sup>.

447 To classify the temporal activity, the temporal partitioning of the species was analyzed  
448 according to the circadian cycle of the species<sup>57</sup>. Strictly diurnal or nocturnal animals were  
449 those recorded 90% in one of these periods<sup>59-20</sup>. Species that had > 30% of records during the  
450 nonpeak time of the 24-hr cycle were considered cathemeral. Animals were considered as

451 predominantly nocturnal when more than 60% of photos were taken between one hour after  
452 sunset and one hour before sunrise. We classified a species as predominantly diurnal was used  
453 when individuals appeared at least 60% between one hour after sunrise and one hour before  
454 sunset. We considered as crepuscular those species where at least 50% of the images lay  
455 within the period one hour before and one after sunrise and one hour before and one after  
456 sunset<sup>39</sup>. These classifications were made using the average sunrise (06:13) and sunset  
457 (18:16) times for the study area. As both times varied little throughout the year (with a  
458 maximum difference of 20 minutes), we did not consider it useful to further standardize the  
459 times<sup>60</sup>, particularly as a study on daily activity patterns across latitudes and seasons  
460 concluded that transformation of time might not be necessary at latitudes below 20°<sup>61</sup>.

461 The interactions between species were examined by comparing the overlap and  
462 separation between images. We used the method developed by Ridout and Linkie<sup>54</sup> to  
463 determine the daily activity pattern of each species and measure the overlap between Tayra,  
464 Ocelot, and prey. First, a non-parametric circular kernel-density function was employed to  
465 assess daily activity patterns. As a smoothing parameter, we used  $h = 1$  when  $\leq 50$  records and  
466  $h = 4$  when  $> 50$  records<sup>54</sup>. Second, a coefficient of overlap (D), was used to measure the  
467 extent of overlap between kernel-density estimates. Overlap was calculated from the area  
468 lying under both density curves. The coefficient of overlap ranged from 0 (no overlap) to 1  
469 (complete overlap)<sup>54,57</sup>. Kernel density estimation curves were produced using the R-package  
470 ‘Overlap’ v.0.3.4<sup>54</sup>. We used the function ‘compareCkern()’ in the package ‘Activity’ v.1.1  
471<sup>55</sup>, which provided a test of the probability that two sets of circular observations came from  
472 the same distribution. We set the number of bootstrap iterations to 10 000. Although not a  
473 primary objective, we also took advantage of the extended 2020 sample to compare species  
474 activity between dry and wet seasons using overlap and circular statistics to compare mean  
475 timing<sup>62</sup>.

476 We calculated the differences in time between species at the same camera-trap to  
477 establish patterns of separation. The results were compiled to examine a possible hunting  
478 effort and distinguish two separate behaviors, waiting for prey, as is common for ambush  
479 predators such as Ocelot, and following prey, as is expected for Tayra<sup>29</sup>. Previous studies  
480 have examined predator-prey co-occurrence networks by comparing daily records across  
481 extended periods (e.g. 20 days<sup>50</sup>). To focus more closely on possible predator-prey  
482 interactions, we limited the time to 48 hours before or after a prey species. We also adopted  
483 an alternative approach based on the observed frequency of predator photos before and after  
484 the prey species. All statistical analyses were performed in R-software v. 4.1.3<sup>63</sup>.

485

## 486 References

- 487 1 Creel, S., Spong, G. & Creel, N. in *Carnivore conservation* Vol. 5 35 (2001).
- 488 2 Ritchie, E. G. & Johnson, C. N. Predator interactions, mesopredator release and  
489 biodiversity conservation. *Ecol. Lett.* **12**, 982-998, doi:10.1111/j.1461-  
490 0248.2009.01347.x (2009).
- 491 3 Weber, W. & Rabinowitz, A. A Global Perspective on Large Carnivore Conservation.  
492 *Conservation Biology* **10**, 1046-1054, doi:https://doi.org/10.1046/j.1523-  
493 1739.1996.10041046.x (1996).
- 494 4 Trouwborst, A. & Blackmore, A. Hot Dogs, Hungry Bears, and Wolves Running Out  
495 of Mountain—International Wildlife Law and the Effects of Climate Change on Large  
496 Carnivores. *Journal of International Wildlife Law & Policy* **23**, 212-238,  
497 doi:10.1080/13880292.2020.1852671 (2020).
- 498 5 Marneweck, C. J. *et al.* Middle-out ecology: small carnivores as sentinels of global  
499 change. *Mammal Rev.*, 9, doi:10.1111/mam.12300 (2022).

- 500 6 Lozano, J. *et al.* Human-carnivore relations: A systematic review. *Biological*  
501 *Conservation* **237**, 480-492, doi:https://doi.org/10.1016/j.biocon.2019.07.002 (2019).
- 502 7 Marneweck, C. *et al.* Shining the spotlight on small mammalian carnivores: Global  
503 status and threats. *Biological Conservation* **255**, 109005,  
504 doi:https://doi.org/10.1016/j.biocon.2021.109005 (2021).
- 505 8 Vanak, A. T. *et al.* Moving to stay in place: behavioral mechanisms for coexistence of  
506 African large carnivores. *Ecology* **94**, 2619-2631, doi:10.1890/13-0217.1 (2013).
- 507 9 Rauset, G. R., Mattisson, J., Andren, H., Chapron, G. & Persson, J. When species'  
508 ranges meet: assessing differences in habitat selection between sympatric large  
509 carnivores. *Oecologia* **172**, 701-711, doi:10.1007/s00442-012-2546-y (2013).
- 510 10 Carothers, J. H. & Jaksic, F. M. Time as a niche difference - The role of interference  
511 competition. *Oikos* **42**, 403-406, doi:10.2307/3544413 (1984).
- 512 11 Donadio, E. & Buskirk, S. W. Diet, morphology, and interspecific killing in  
513 Carnivora. *The American Naturalist* **167**, 524-536 (2006).
- 514 12 Mattisson, J., Persson, J., Andren, H. & Segerstrom, P. Temporal and spatial  
515 interactions between an obligate predator, the Eurasian lynx (*Lynx lynx*), and a  
516 facultative scavenger, the wolverine (*Gulo gulo*). *Can. J. Zool.-Rev. Can. Zool.* **89**, 79-  
517 89, doi:10.1139/z10-097 (2011).
- 518 13 Viota, M., Rodríguez, A., López-Bao, J. V. & Palomares, F. Shift in microhabitat use  
519 as a mechanism allowing the coexistence of victim and killer carnivore predators.  
520 (2012).
- 521 14 Hayward, M. W. & Slotow, R. Temporal partitioning of activity in large African  
522 carnivores: tests of multiple hypotheses. *South Afr. J. Wildl. Res.* **39**, 109-125,  
523 doi:10.3957/056.039.0207 (2009).
- 524 15 Durant, S. M. Competition refuges and coexistence: an example from Serengeti  
525 carnivores. *J. Anim. Ecol.* **67**, 370-386, doi:10.1046/j.1365-2656.1998.00202.x (1998).
- 526 16 Cozzi, G. *et al.* Fear of the dark or dinner by moonlight? Reduced temporal  
527 partitioning among Africa's large carnivores. *Ecol. Evol.* **93**, 2590-2599 (2012).
- 528 17 Zuercher, G. L., Owen, R. D., Torres, J. & Gipson, P. S. Mechanisms of coexistence  
529 in a diverse Neotropical mammalian carnivore community. *Journal of Mammalogy*  
530 **103**, 618-638, doi:10.1093/jmammal/gyac003 (2022).
- 531 18 Konecny, M. J. Movement patterns and food habits of four sympatric carnivore  
532 species in Belize, Central America. *Advances in Neotropical mammalogy* **1989**, 243-  
533 264 (1989).
- 534 19 de Oliveira, T. G. *et al.* Ocelot ecology and its effect on the small-felid guild in the  
535 lowland neotropics. *Biology conservation of wild felids*, 559-580 (2010).
- 536 20 Dias, D. D., de Campos, C. B. & Rodrigues, F. H. G. Behavioural ecology in a  
537 predator-prey system. *Mamm. Biol.* **92**, 30-36, doi:10.1016/j.mambio.2018.04.005  
538 (2018).
- 539 21 Sunquist, M. E. Ecological separation in a Venezuelan llanos carnivore community.  
540 *Advances in Neotropical mammalogy*, 197-232 (1989).
- 541 22 Emmons, L. & Feer, F. (of Chicago Press, 1997).
- 542 23 Tewes, M. & Schmidly, D. The neotropical felids: jaguar, ocelot, margay, and  
543 jaguarundi. *Wild furbearer management*  
544 *conservation in North America* **696**, 712 (1987).
- 545 24 Cuellar, E., Maffei, L., Arispe, R. & Noss, A. Geoffroy's cats at the northern limit of  
546 their range: activity patterns and density estimates from camera trapping in Bolivian  
547 dry forests. *Studies on Neotropical Fauna Environment* **41**, 169-177 (2006).



- 548 25 de Oliveira, T. G. & Pereira, J. A. Intraguild Predation and Interspecific Killing as  
549 Structuring Forces of Carnivoran Communities in South America. *Journal of*  
550 *Mammalian Evolution* **21**, 427-436, doi:10.1007/s10914-013-9251-4 (2014).
- 551 26 Rodgers, T. W. *et al.* Comparison of Noninvasive Genetics and Camera Trapping for  
552 Estimating Population Density of Ocelots (*Leopardus pardalis*) on Barro Colorado  
553 Island, Panama. *Tropical Conservation Science* **7**, 690-705,  
554 doi:10.1177/194008291400700408 (2014).
- 555 27 Moreno, R. *et al.* Home range and circadian activity of ocelots (*leopardus pardalis*) in  
556 Barro Colorado Island, Panama. *Mesoamericana* **16**, 30-39 (2012).
- 557 28 Ewer, R. F. *The carnivores*. (Cornell University Press., 1973).
- 558 29 Presley, S. J. Eira barbara. *American Society of Mammalogists* **2000**, 1-6 (2000).
- 559 30 Galef Jr, B. G., Mittermeier, R. A. & Bailey, R. C. Predation by the tayra (*Eira*  
560 *barbara*). *Journal of Mammalogy* **57**, 760-761 (1976).
- 561 31 Cabrera, A. & Yepes., J. *Mamíferos sud-americanos. Historia Natural Ediar.* 369  
562 (Cia. Argentina de Editores, 1960).
- 563 32 Emmons, I. H. & Freer., F. *Neotropical rainforest mammals: a field guide.*  
564 (University of Chicago Press, 1990).
- 565 33 Hall, E. R. & Dalquest, W. W. *The mammals of Veracruz.* (1963).
- 566 34 Sunquist, M. E., Sunquist, F. & Daneke, D. E.
- 567 35 Michalski, L. J., Norris, D., de Oliveira, T. G. & Michalski, F. Ecological  
568 Relationships of Meso-Scale Distribution in 25 Neotropical Vertebrate Species. *PLOS*  
569 *ONE* **10**, e0126114, doi:10.1371/journal.pone.0126114 (2015).
- 570 36 Moreno-Sosa, A. M., Yacelga, M., Craighead, K. A., Kramer-Schadt, S. & Abrams, J.  
571 F. Can prey occupancy act as a surrogate for mesopredator occupancy? A case study  
572 of ocelot (*Leopardus pardalis*). *Mamm. Biol.* **102**, 163-175, doi:10.1007/s42991-022-  
573 00232-8 (2022).
- 574 37 Michalski, F., Crawshaw, P. G., de Oliveira, T. G. & Fabian, M. E. Notes on home  
575 range and habitat use of three small carnivore species in a disturbed vegetation mosaic  
576 of southeastern Brazil. *Mammalia* **70**, 52-57, doi:10.1515/mamm.2006.004 (2006).
- 577 38 Finnegan, S. P. *et al.* “When the felid’s away, the mesocarnivores play”: seasonal  
578 temporal segregation in a neotropical carnivore guild. *Mamm. Biol.* **101**, 631-638,  
579 doi:10.1007/s42991-021-00110-9 (2021).
- 580 39 Massara, R. L. *et al.* Factors influencing ocelot occupancy in Brazilian Atlantic Forest  
581 reserves. *Biotropica* **50**, 125-134, doi:10.1111/btp.12481 (2018).
- 582 40 Abreu, K. C. *et al.* Feeding habits of ocelot (*Leopardus pardalis*) in Southern Brazil.  
583 **73**, 407-411 (2008).
- 584 41 Galef, B. G., Mittermeier, R. A. & Bailey, R. C. Predation by Tayra (*Eira-barbara*).  
585 *Journal of Mammalogy* **57**, 760-761, doi:10.2307/1379450 (1976).
- 586 42 de Luna, A. G., Sanmiguel, R., Di Fiore, A. & Fernandez-Duque, E. Predation and  
587 Predation Attempts on Red Titi Monkeys (*Callicebus discolor*) and Equatorial Sakis  
588 (*Pithecia aequatorialis*) in Amazonian Ecuador. *Folia Primatol.* **81**, 86-95,  
589 doi:10.1159/000314948 (2010).
- 590 43 Poglayen-Neuwall, I. & Poglayen-Neuwall, I. Postnatal development of tayras  
591 (*Carnivora: Eira barbara* L., 1758). *Zoologische Beiträge* **22**, 345-405 (1976).
- 592 44 Nowak, R. M. (Baltimore: Johns Hopkins University Press, 1999).
- 593 45 Grotta, F. *et al.* The role of tayra (*Eira barbara*) as predator of medium and large-sized  
594 mammals. *Austral Ecology* **46**, 329-333, doi:10.1111/aec.12982 (2021).
- 595 46 Solano-Ugalde, A., Ordóñez-Delgad, L., Vits, C. & Freile, J. F. Breeding biology of  
596 Gray Tinamou (*Tinamus tao*) in southeastern Ecuador. *Wilson J. Ornithol.* **130**, 427-  
597 436, doi:10.1676/16-229.1 (2018).

- 598 47 Porfirio, G., Foster, V. C., Fonseca, C. & Sarmiento, P. Activity patterns of ocelots and  
599 their potential prey in the Brazilian Pantanal. *Mamm. Biol.* **81**, 511-517,  
600 doi:<https://doi.org/10.1016/j.mambio.2016.06.006> (2016).
- 601 48 Botts, R. T. *et al.* Does Moonlight Increase Predation Risk for Elusive Mammals in  
602 Costa Rica? *Tropical Conservation Science* **13**, 1940082920952405,  
603 doi:10.1177/1940082920952405 (2020).
- 604 49 Křivan, V. & Eisner, J. Optimal foraging and predator–prey dynamics III. *Theoretical*  
605 *Population Biology* **63**, 269-279, doi:[https://doi.org/10.1016/S0040-5809\(03\)00012-1](https://doi.org/10.1016/S0040-5809(03)00012-1)  
606 (2003).
- 607 50 Flores-Martínez, J. J. *et al.* Spatiotemporal Coexistence of Mesopredators and Their  
608 Prey in a Defaunated Neotropical Rainforest. *Tropical Conservation Science* **15**,  
609 19400829221084261, doi:10.1177/19400829221084261 (2022).
- 610 51 Milliken, W. & Ratter, J. A. *Maracá: The biodiversity and environment of an*  
611 *Amazonian rainforest.* (1998).
- 612 52 Machado, R. B., Aguiar, L. M. d. S., Neto, M. B. R., Hass, A. & Aquino, F. B. *Atlas*  
613 *de conservação da natureza brasileira: unidades federais/Brazilian nature*  
614 *conservation atlas: federal areas.* (Metalivros, 2004).
- 615 53 Ruiz, R. R. & Alencar, J. d. C. Comportamento fenológico da palmeira pataua  
616 (*Oenocarpus bataua*) na reserva florestal Adolpho Ducke, Manaus, Amazonas, Brasil.  
617 *Acta Amazon.* **34**, 553-558 (2004).
- 618 54 Ridout, M. & Linkie, M. Estimating overlap of daily activity patterns from camera  
619 trap data. *Journal of Agricultural, Biological, and Environmental Statistics* **14**, 322-  
620 337 (2009).
- 621 55 Rowcliffe, J. M., Kays, R., Kranstauber, B., Carbone, C. & Jansen, P. A. Quantifying  
622 levels of animal activity using camera trap data. *Methods Ecol. Evol.* **5**, 1170-1179,  
623 doi:10.1111/2041-210x.12278 (2014).
- 624 56 Network, T. *et al.* Terrestrial vertebrate (camera trap) monitoring protocol  
625 implementation manual. (2008).
- 626 57 Linkie, M. & Ridout, M. S. Assessing tiger-prey interactions in Sumatran rainforests.  
627 *J. Zool.* **284**, 224-229, doi:10.1111/j.1469-7998.2011.00801.x (2011).
- 628 58 Azevedo, F. C., Lemos, F. G., Freitas, M. C., Rocha, D. G. & Azevedo, F. C. C. Puma  
629 activity patterns and temporal overlap with prey in a human-modified landscape at  
630 Southeastern Brazil. *J. Zool.* **305**, 246-255, doi:10.1111/jzo.12558 (2018).
- 631 59 Gomez, H., Wallace, R. B., Ayala, G. & Tejada, R. Dry season activity periods of  
632 some Amazonian mammals. *Stud. Neotrop. Fauna Environ.* **40**, 91-95,  
633 doi:10.1080/01650520500129638 (2005).
- 634 60 Nouvellet, P., Rasmussen, G. S. A., Macdonald, D. W. & Courchamp, F. Noisy clocks  
635 and silent sunrises: measurement methods of daily activity pattern. *J. Zool.* **286**, 179-  
636 184, doi:10.1111/j.1469-7998.2011.00864.x (2012).
- 637 61 Vazquez, C., Rowcliffe, J. M., Spoelstra, K. & Jansen, P. A. Comparing diel activity  
638 patterns of wildlife across latitudes and seasons: Time transformations using day  
639 length. *Methods Ecol. Evol.* **10**, 2057-2066, doi:10.1111/2041-210x.13290 (2019).
- 640 62 Circular: circular statistics. R package version 0.4-95. [http://CRAN.R-](http://CRAN.R-project.org/package=circular)  
641 [project.org/package=circular.](http://CRAN.R-project.org/package=circular) (2022).
- 642 63 R Core Team. R: A language and environment for statistical computing. R  
643 Foundation for Statistical Computing, Vienna, Austria. URL [https://www.R-](https://www.R-project.org/)  
644 [project.org/.](https://www.R-project.org/) (2022).

## CONCLUSÃO

Apesar de não haver segregação substancial no espaço, percebemos que a irara pareceu reduzir as chances de interações agnósticas com jaguatirica, evitando armadilhas fotográficas nas quais a jaguatirica houvesse passado recentemente. Primeiro abordamos a sobreposição temporal entre os carnívoros e as presas e depois os contrastes na separação temporal, comparando a aparente evitação das jaguatiricas pela irara e a proximidade temporal dos predadores com as prováveis espécies de presas.

Não houve evidência de diferenças sazonais na atividade para ambas as espécies. Isso corrobora os resultados do Pantanal brasileiro, que também não encontrou diferenças na atividade da jaguatirica entre as estações seca e chuvosa (PORFIRIO *et al.*, 2016). Previmos que jaguatirica e irara teriam uma sobreposição temporal baixa; o que se confirmou, sendo de apenas 35,3%. Além disso, houve uma clara diferença no horário de pico das atividades e no uso do ciclo circadiano. Essa segregação confirma nossa primeira previsão, de que os carnívoros teriam uma baixa sobreposição temporal. Os distintos padrões de atividade unimodal de irara observados neste estudo (Fig. 1) suportam a hipótese de evitação.

Além da segregação temporal, também é provável que haja segregação vertical entre os estratos florestais. Essa separação vertical pode mudar nossa compreensão dos padrões temporais observados, mas esse aspecto permanece desconhecido. A possibilidade de segregação vertical requer mais investigações, talvez através da adição de armadilhas fotográficas arbóreas em estudos futuros.

A segunda parte da previsão afirmou que as espécies carnívoras teriam maior sobreposição temporal com as respectivas espécies de presa, o que também foi confirmado entre irara e todas as espécies diurnas selecionadas. cutia, jacamim e mutum tiveram uma sobreposição alta ( $> 75\%$ ), tinamus e esquilos exibiram uma sobreposição moderadamente alta (69% e 58%, respectivamente). Para a jaguatirica e as presas noturnas, tatu, gambá, rato e paca exibiram uma sobreposição moderadamente alta, variando de 73% a 66%. No entanto, essa previsão não se mostrou verdadeira para jaguatirica e nenhuma de suas presas diurnas, apresentando uma baixa sobreposição ( $<45\%$ ). Embora tenha havido pouca sobreposição temporal, a frequência elevada de fotos de cutias sugere fortemente que as cutias são um alvo acessível, mesmo que por um período de tempo proporcionalmente curto. Estima-se que jaguatiricas adultas consumam entre 0,56-0,84 kg ou mais de carne por dia, na natureza (DE OLIVEIRA *et al.*, 2010), a cutia forneceria carne suficiente para um a dois dias. A presença

na dieta, portanto, segue a teoria do forrageamento ótimo (KŘIVAN; EISNER, 2003), pois as cutias são uma presa em potencial abundante e disponíveis para esse predador generalista na Reserva da Ilha de Maraca.

Nossa segunda previsão foi que jaguatirica e irara apareceriam com menos frequência em locais previamente visitados pela outra espécie carnívora, o que foi demonstrado pela ausência do leve pico no aparecimento de jaguatirica e irara nos primeiros dias após a outra espécie, fato que era esperado de encontros aleatórios. Uma resposta mais forte pode ser a observada em irara, onde o pico de aparecimento ocorre apenas cinco dias após a presença de jaguatirica. As diferenças de tempo entre fotos da mesma espécie sugeriram diferenças nos padrões de movimento, com irara usando o mesmo local de forma mais intensa por até três dias, em comparação com jaguatirica com fotos distribuídas mais amplamente em 10 dias.

Com base em estudos anteriores, esperava-se que ambos os predadores aparecessem com mais frequência em locais previamente visitados por suas presas. Essa expectativa foi observada em cutia, a presa, estritamente diurna, provocou a reação mais clara de ambos os predadores, irara tendo uma resposta mais imediata, com um pico muito proeminente durante as primeiras horas, e jaguatirica observando o atraso de algumas horas, condizente com o uso temporal da mesma. Evidência adicional, que fortalece nossa afirmação, foi que o número de registros dos predadores triplicou após o aparecimento da presa. Encontramos o mesmo padrão com o jacamim, exceto que o número de registros após foi entre o dobro e o triplo que antes do aparecimento da presa. Mutum provocou alguma reação, mas não tão clara quanto das duas anteriores.

A alta sobreposição de atividade e aumento na aparição de irara para os grupos de aves apresentados complementa a literatura, pois, embora raramente apontem para essas espécies específicas como presas de irara, a maioria de seus estudos mostra que elas se alimentam de “pássaros” ou mencionam restos não identificáveis de penas em sua dieta. Irara é conhecida por usar o cheiro para caçar, portanto, é possível que estivesse usando esse sentido para encontrar locais anteriormente visitados por presas, explicando por que a resposta foi tão imediata em comparação com a de jaguatiricas. Tanto o tinamus quanto o mutum só iniciam suas atividades diárias no horário em que a atividade da jaguatirica começou a diminuir, e encerraram sua atividade diária no momento em que a atividade da jaguatirica começou a aumentar, da mesma forma, também mostraram uma diminuição na atividade ao meio-dia, quando irara era mais frequentemente fotografada no chão.

Esperávamos que as jaguatiricas sobrepujassem sua atividade em maior grau com as presas noturnas. Essa expectativa vem da preferência documentada por pequenos mamíferos que são predominantemente noturnos (MORENO-SOSA *et al.*, 2022). Embora houvesse uma forte sobreposição entre jaguatirica e as presas noturnas, houveram poucas fotos de jaguatirica dentro de 48 horas em relação às presas. Os padrões de movimento da jaguatirica também podem ajudar a explicar o número relativamente menor de fotos antes e depois das presas noturnas. Descobrimos que jaguatiricas podem estar rondando a mesma câmera até 10 dias após a foto anterior, o que sugere um padrão de alcance muito mais disperso em comparação com irara. Em contraste, a irara apareceu por até três dias na mesma câmera, sugerindo uma rota mais pontual. Isso corrobora com os achados de um estudo de telemetria anterior que mostrou que irara permaneceu de um a três dias na mesma área antes de se mudar para outra (KONECNY, 1989). Pesquisas adicionais são necessárias para alcançar um tamanho amostral mais extenso, que possa permitir identificações individuais e uma compreensão mais detalhada desses padrões temporais, pelo menos para jaguatiricas.

É extremamente difícil determinar se a sobreposição temporal entre carnívoros e uma espécie de presa específica é evidência direta de segmentação. Comportamentos de caça e evitação raramente são capturados por armadilhas fotográficas, e só podem ser sugeridos pela resposta elicitada de outras espécies. De semelhante forma é extremamente difícil determinar se a falta de sobreposição temporal e/ou aumento da separação temporal é evidência direta de evitação ou mera coincidência, mas juntando as duas medidas, temos uma visão mais fiel das interações entre as espécies. Considerando a baixa sobreposição temporal entre irara e jaguatirica, concluímos que nossas hipóteses sobre as interações interespecíficas foram corroboradas por nossos resultados. As hipóteses sobre as presas foram apenas parcialmente suportadas para algumas espécies, levando em consideração a sobreposição diária e a resposta eliciada pelos carnívoros antes e depois do aparecimento da presa. Podemos sugerir que pelo menos cutia e jacamim apoiaram nossas hipóteses para irara e jaguatirica, e tinamus somente para jaguatirica. Investigações adicionais são necessárias para estabelecer a robustez da abordagem que adotamos, particularmente a influência dos tamanhos das amostras. Permanece plausível que os padrões para essas espécies generalistas observados no presente estudo e em outros lugares (FLORES-MARTÍNEZ *et al.*, 1998) reflitam abundâncias de espécies e não necessariamente interações interespecíficas.

Embora estudos anteriores tenham relatado florestas que se estendem por milhares de quilômetros ao norte, sul e oeste de Maracá, vastas áreas de floresta foram desmatadas ao sul

e ao norte de Maracá de 1985 a 2020. O monitoramento contínuo da biodiversidade desta ilha é, portanto, vital para ajudar a informar a conservação e restauração das florestas impactadas pelas contínuas mudanças antropogênicas da cobertura da terra nas áreas circundantes no século XXI.

## REFERÊNCIAS BIBLIOGRÁFICAS

- ABREU, K. C.; MORO-RIOS, R. F.; SILVA-PEREIRA, J. E.; MIRANDA, J. *et al.* Feeding habits of ocelot (*Leopardus pardalis*) in Southern Brazil. *73*, n. 5, p. 407-411, 2008.
- AZEVEDO, F. C.; LEMOS, F. G.; FREITAS, M. C.; ROCHA, D. G. *et al.* Puma activity patterns and temporal overlap with prey in a human-modified landscape at Southeastern Brazil. **Journal of Zoology**, 305, n. 4, p. 246-255, Aug 2018. Article.
- BOTTS, R. T.; EPPERT, A. A.; WIEGMAN, T. J.; BLANKENSHIP, S. R. *et al.* Does Moonlight Increase Predation Risk for Elusive Mammals in Costa Rica? **Tropical Conservation Science**, 13, p. 1940082920952405, 2020/01/01 2020.
- CABRERA, A.; YEPES., J. **Mamíferos sud-americanos. Historia Natural Ediar**. Buenos Aires: Cia. Argentina de Editores, 1960.
- CAROTHERS, J. H.; JAKSIC, F. M. Time as a niche difference - The role of interference competition. **Oikos**, 42, n. 3, p. 403-406, 1984. Letter.
- COZZI, G.; BROEKHUIS, F.; MCNUTT, J. W.; TURNBULL, L. A. *et al.* Fear of the dark or dinner by moonlight? Reduced temporal partitioning among Africa's large carnivores. **Ecology and Evolution**, 93, n. 12, p. 2590-2599, 2012.
- CREEL, S.; SPONG, G.; CREEL, N. Interspecific competition and the population biology of extinction-prone carnivores. *In: Carnivore conservation*, 2001. v. 5, p. 35.
- CUELLAR, E.; MAFFEI, L.; ARISPE, R.; NOSS, A. Geoffroy's cats at the northern limit of their range: activity patterns and density estimates from camera trapping in Bolivian dry forests. **Studies on Neotropical Fauna Environment**, 41, n. 3, p. 169-177, 2006.
- DE LUNA, A. G.; SANMIGUEL, R.; DI FIORE, A.; FERNANDEZ-DUQUE, E. Predation and Predation Attempts on Red Titi Monkeys (*Callicebus discolor*) and Equatorial Sakis (*Pithecia aequatorialis*) in Amazonian Ecuador. **Folia Primatologica**, 81, n. 2, p. 86-95, 2010. Article.
- DE OLIVEIRA, T. G.; PEREIRA, J. A. Intraguild Predation and Interspecific Killing as Structuring Forces of Carnivoran Communities in South America. **Journal of Mammalian Evolution**, 21, n. 4, p. 427-436, 2014/12/01 2014.

DE OLIVEIRA, T. G.; TORTATO, M. A.; SILVEIRA, L.; KASPER, C. B. *et al.* Ocelot ecology and its effect on the small-felid guild in the lowland neotropics. **Biology conservation of wild felids**, p. 559-580, 2010.

DIAS, D. D.; DE CAMPOS, C. B.; RODRIGUES, F. H. G. Behavioural ecology in a predator-prey system. **Mammalian Biology**, 92, p. 30-36, Sep 2018. Article.

DONADIO, E.; BUSKIRK, S. W. Diet, morphology, and interspecific killing in Carnivora. **The American Naturalist**, 167, n. 4, p. 524-536, 2006.

DURANT, S. M. Competition refuges and coexistence: an example from Serengeti carnivores. **Journal of Animal Ecology**, 67, n. 3, p. 370-386, May 1998. Article.

EMMONS, L.; FEER, F. Neotropical rainforest mammals: a field guide. Á Univ. : of Chicago Press 1997.

EMMONS, I. H.; FREER., F. **Neotropical rainforest mammals: a field guide**. Illinois: University of Chicago Press, 1990.

EWER, R. F. **The carnivores**. Ithaca NY: Cornell University Press., 1973. 494 p.

FINNEGAN, S. P.; GANTCHOFF, M. G.; HILL, J. E.; SILVEIRA, L. *et al.* “When the felid’s away, the mesocarnivores play”: seasonal temporal segregation in a neotropical carnivore guild. **Mammalian Biology**, 101, n. 5, p. 631-638, 2021/10/01 2021.

FLORES-MARTÍNEZ, J. J.; COATES, R.; SÁNCHEZ-CORDERO, V.; RÍOS-SOLÍS, J. A. *et al.* Spatiotemporal Coexistence of Mesopredators and Their Prey in a Defaunated Neotropical Rainforest. **Tropical Conservation Science**, 15, p. 19400829221084261, 2022/01/01 2022.

GALEF, B. G.; MITTERMEIER, R. A.; BAILEY, R. C. Predation by Tayra (*Eira-barbara*). **Journal of Mammalogy**, 57, n. 4, p. 760-761, 1976. Note.

GALEF JR, B. G.; MITTERMEIER, R. A.; BAILEY, R. C. Predation by the tayra (*Eira barbara*). **Journal of Mammalogy**, 57, n. 4, p. 760-761, 1976.

GOMEZ, H.; WALLACE, R. B.; AYALA, G.; TEJADA, R. Dry season activity periods of some Amazonian mammals. **Studies on Neotropical Fauna and Environment**, 40, n. 2, p. 91-95, Aug 2005. Article.

GROTTA, F.; MELLO, M. C. H.; MELLO, R. C.; BERNARDI, I. P. *et al.* The role of tayra (*Eira barbara*) as predator of medium and large-sized mammals. **Austral Ecology**, 46, n. 2, p. 329-333, Apr 2021. Article.

HALL, E. R.; DALQUEST, W. W. The mammals of Veracruz. 1963.

HAYWARD, M. W.; SLOTOW, R. Temporal partitioning of activity in large African carnivores: tests of multiple hypotheses. **South African Journal of Wildlife Research**, 39, n. 2, p. 109-125, Oct 2009. Article.

KONECNY, M. J. Movement patterns and food habits of four sympatric carnivore species in Belize, Central America. **Advances in Neotropical mammalogy**, 1989, p. 243-264, 1989.

KŘIVAN, V.; EISNER, J. Optimal foraging and predator–prey dynamics III. **Theoretical Population Biology**, 63, n. 4, p. 269-279, 2003/06/01/ 2003.

LINKIE, M.; RIDOUT, M. S. Assessing tiger-prey interactions in Sumatran rainforests. **Journal of Zoology**, 284, n. 3, p. 224-229, Jul 2011. Article.

LOZANO, J.; OLSZAŃSKA, A.; MORALES-REYES, Z.; CASTRO, A. A. *et al.* Human-carnivore relations: A systematic review. **Biological Conservation**, 237, p. 480-492, 2019/09/01/ 2019.

LUND, U.; AGOSTINELLI, C. **Circular: circular statistics. R package version 0.4-95.** <http://CRAN.R-project.org/package=circular>. 2022.

MACHADO, R. B.; AGUIAR, L. M. d. S.; NETO, M. B. R.; HASS, A. *et al.* **Atlas de conservação da natureza brasileira: unidades federais/Brazilian nature conservation atlas: federal areas**. São Paulo: Metalivros, 2004.

MARNEWECK, C.; BUTLER, A. R.; GIGLIOTTI, L. C.; HARRIS, S. N. *et al.* Shining the spotlight on small mammalian carnivores: Global status and threats. **Biological Conservation**, 255, p. 109005, 2021/03/01/ 2021.

MARNEWECK, C. J.; ALLEN, B. L.; BUTLER, A. R.; SAN, E. D. *et al.* Middle-out ecology: small carnivores as sentinels of global change. **Mammal Review**, p. 9, 2022. Article; Early Access.

MASSARA, R. L.; PASCHOAL, A. M. D.; BAILEY, L. L.; DOHERTY, P. F. *et al.* Factors influencing ocelot occupancy in Brazilian Atlantic Forest reserves. **Biotropica**, 50, n. 1, p. 125-134, Jan 2018. Article.

MATTISSON, J.; PERSSON, J.; ANDREN, H.; SEGERSTROM, P. Temporal and spatial interactions between an obligate predator, the Eurasian lynx (*Lynx lynx*), and a facultative scavenger, the wolverine (*Gulo gulo*). **Canadian Journal of Zoology-Revue Canadienne De Zoologie**, 89, n. 2, p. 79-89, Feb 2011. Article.

MICHALSKI, F.; CRAWSHAW, P. G.; DE OLIVEIRA, T. G.; FABIAN, M. E. Notes on home range and habitat use of three small carnivore species in a disturbed vegetation mosaic of southeastern Brazil. **Mammalia**, 70, n. 1-2, p. 52-57, 2006. Article.

MICHALSKI, L. J.; NORRIS, D.; DE OLIVEIRA, T. G.; MICHALSKI, F. Ecological Relationships of Meso-Scale Distribution in 25 Neotropical Vertebrate Species. **PLOS ONE**, 10, n. 5, p. e0126114, 2015.

MILLIKEN, W.; RATTER, J. A. **Maracá: The biodiversity and environment of an Amazonian rainforest**. 1998. 0471979171.



- MORENO-SOSA, A. M.; YACELGA, M.; CRAIGHEAD, K. A.; KRAMER-SCHADT, S. *et al.* Can prey occupancy act as a surrogate for mesopredator occupancy? A case study of ocelot (*Leopardus pardalis*). **Mammalian Biology**, 102, n. 1, p. 163-175, Feb 2022.
- MORENO, R.; KAYS, R.; GIACALONE-WILLIS, J.; ALIAGA-ROSSEL, E. *et al.* Home range and circadian activity of ocelots (*leopardus pardalis*) in Barro Colorado Island, Panama. **Mesoamericana**, 16, p. 30-39, 2012.
- NETWORK, T.; AHUMADA, J.; SILVA, C.; GAJAPERSAD, K. *et al.* Terrestrial vertebrate (camera trap) monitoring protocol implementation manual. USA: Arlington, VA, 2008.
- NOUVELLET, P.; RASMUSSEN, G. S. A.; MACDONALD, D. W.; COURCHAMP, F. Noisy clocks and silent sunrises: measurement methods of daily activity pattern. **Journal of Zoology**, 286, n. 3, p. 179-184, Mar 2012. Article.
- NOWAK, R. M. Walker's Mammals of the World. : Baltimore: Johns Hopkins University Press 1999.
- POGLAYEN-NEUWALL, I.; POGLAYEN-NEUWALL, I. Postnatal development of tayras (Carnivora: Eira barbara L., 1758). **Zoologische Beiträge**, 22, p. 345-405, 1976.
- PORFIRIO, G.; FOSTER, V. C.; FONSECA, C.; SARMENTO, P. Activity patterns of ocelots and their potential prey in the Brazilian Pantanal. **Mammalian Biology**, 81, n. 5, p. 511-517, 2016/09/01/ 2016.
- PRESLEY, S. J. Eira barbara. **American Society of Mammalogists**, 2000, n. 636, p. 1-6, 2000.
- R CORE TEAM. R: A language and environment for statistical computing. R Foundation for Statistical Computing, Vienna, Austria. URL <https://www.R-project.org/>. 2022.
- RAUSET, G. R.; MATTISSON, J.; ANDREN, H.; CHAPRON, G. *et al.* When species' ranges meet: assessing differences in habitat selection between sympatric large carnivores. **Oecologia**, 172, n. 3, p. 701-711, Jul 2013. Article.
- RIDOUT, M.; LINKIE, M. Estimating overlap of daily activity patterns from camera trap data. **Journal of Agricultural, Biological, and Environmental Statistics**, 14, n. 3, p. 322-337, 2009.
- RITCHIE, E. G.; JOHNSON, C. N. Predator interactions, mesopredator release and biodiversity conservation. **Ecology Letters**, 12, n. 9, p. 982-998, Sep 2009. Review.
- RODGERS, T. W.; GIACALONE, J.; HESKE, E. J.; JANEČKA, J. E. *et al.* Comparison of Noninvasive Genetics and Camera Trapping for Estimating Population Density of Ocelots (*Leopardus Pardalis*) on Barro Colorado Island, Panama. **Tropical Conservation Science**, 7, n. 4, p. 690-705, 2014/12/01 2014.

ROWCLIFFE, J. M.; KAYS, R.; KRANSTAUBER, B.; CARBONE, C. *et al.* Quantifying levels of animal activity using camera trap data. **Methods in Ecology and Evolution**, 5, n. 11, p. 1170-1179, Nov 2014. Article.

RUIZ, R. R.; ALENCAR, J. d. C. Comportamento fenológico da palmeira patauá (*Oenocarpus bataua*) na reserva florestal Adolpho Ducke, Manaus, Amazonas, Brasil. **Acta amazônica**, 34, p. 553-558, 2004.

SOLANO-UGALDE, A.; ORDONEZ-DELGAD, L.; VITS, C.; FREILE, J. F. Breeding biology of Gray Tinamou (*Tinamus tao*) in southeastern Ecuador. **Wilson Journal of Ornithology**, 130, n. 2, p. 427-436, Jun 2018. Article.

SUNQUIST, M. E. Ecological separation in a Venezuelan llanos carnivore community. **Advances in Neotropical mammalogy**, p. 197-232, 1989.

SUNQUIST, M. E.; SUNQUIST, F.; DANEKE, D. E., 1989, **Ecological separation in a Venezuelan llanos carnivore community**.

TEWES, M.; SCHMIDLY, D. The neotropical felids: jaguar, ocelot, margay, and jaguarundi. **Wild furbearer management conservation in North America**, 696, p. 712, 1987.

TROUWBORST, A.; BLACKMORE, A. Hot Dogs, Hungry Bears, and Wolves Running Out of Mountain—International Wildlife Law and the Effects of Climate Change on Large Carnivores. **Journal of International Wildlife Law & Policy**, 23, n. 3, p. 212-238, 2020/07/02 2020.

VANAK, A. T.; FORTIN, D.; THAKER, M.; OGDEN, M. *et al.* Moving to stay in place: behavioral mechanisms for coexistence of African large carnivores. **Ecology**, 94, n. 11, p. 2619-2631, Nov 2013. Article.

VAZQUEZ, C.; ROWCLIFFE, J. M.; SPOELSTRA, K.; JANSEN, P. A. Comparing diel activity patterns of wildlife across latitudes and seasons: Time transformations using day length. **Methods in Ecology and Evolution**, 10, n. 12, p. 2057-2066, Dec 2019. Article.

VIOTA, M.; RODRÍGUEZ, A.; LÓPEZ-BAO, J. V.; PALOMARES, F. Shift in microhabitat use as a mechanism allowing the coexistence of victim and killer carnivore predators. 2012.

WEBER, W.; RABINOWITZ, A. A Global Perspective on Large Carnivore Conservation. **Conservation Biology**, 10, n. 4, p. 1046-1054, 1996/08/01 1996. <https://doi.org/10.1046/j.1523-1739.1996.10041046.x>.

WIENS, J. J. The niche, biogeography and species interactions. **Philosophical Transactions of the Royal Society B-Biological Sciences**, 366, n. 1576, p. 2336-2350, Aug 2011. Review.

WOLFF, N. M.; FERREGUETTI, A. C.; TOMAS, W. M.; BERGALLO, H. G. Population density, activity pattern and habitat use of the ocelot *Leopardus pardalis* in an Atlantic Forest protected area, Southeastern Brazil. **Hystrix-Italian Journal of Mammalogy**, 30, n. 2, p. 120-125, 2019. Article.

ZUERCHER, G. L.; OWEN, R. D.; TORRES, J.; GIPSON, P. S. Mechanisms of coexistence in a diverse Neotropical mammalian carnivore community. **Journal of Mammalogy**, 103, n. 3, p. 618-638, 2022.