

WAKE ME UP IN 20 COCONUTS!

STORYTIME KIT



GATHER ALL YOUR NEIGHBORS FOR THIS SILLY STORYTIME ADVENTURE!

This kit contains a spot-the-difference challenge, a matching activity, and a paper watch craft so you can make time your own—enough to keep you busy for at least 17 peaches! Need more coconut-tastic ideas?



HOW LONG DO YOU THINK 20 COCONUTS IS?


What about 11 bananas? Brainstorm with a neighbor or write a story about it!


CREATE A SIDEWALK CHALK CLOCK AND PRACTICE TELLING TIME WITH IT.

Can you make your shadow hit the correct hour?

2C LEARNS THAT IT'S OKAY TO SAY YOU DON'T KNOW.


What do you wish you knew more about? Who can you ask?






WAKE ME UP IN 20 COCONUTS!

SPOT THE DIFFERENCE



ANSWER KEY: 1. BLINDS IN 4A ARE A DIFFERENT COLOR 2. 1B'S BOW TIE IS MISSING 3. STROMBOLI'S NAME CHANGED TO CALZONE! 4. 2C'S BOW TIE IS MISSING 5. 1A'S HAT IS A DIFFERENT COLOR





WAKE ME UP IN 20 COCONUTS!

NEIGHBOR MATCHING



CAN YOU HELP 2C KEEP ALL HIS NEIGHBORS IN ORDER?
(Hint: Check the book to see who lives where.)





WAKE ME UP IN 20 COCONUTS!

WATCH CRAFT



CREATE A WATCH SO YOU CAN TELL YOUR OWN COCONUTTY TIME!

WHAT YOU'LL NEED

- Markers or colored pencils
- Scissors
- Tape



INSTRUCTIONS

1. Mark the time on this watch with whatever fruits, vegetables, cheeses, or other items you want! There are no rules when it comes to telling coconut time.
2. Design your watchband.
3. Cut out the watch along the outer edge (or ask an adult to help you).
4. Put the watch around your wrist and tape the ends together. Now you're ready to tell your own time!

