

IPSOS GLOBAL HEALTH SERVICE MONITOR 2023

A 31-country global survey

September 2023

GAME CHANGERS



CONTENTS



This document is interactive, please click the [links](#) to jump to the findings

Introduction

[Page 3](#)



Health Concerns

[Page 4](#)



Healthcare Perceptions

[Page 13](#)



Healthcare Challenges

[Page 23](#)



Appendix

[Page 31](#)



INTRODUCTION

Welcome to the fifth edition of the Ipsos Global Health Service Monitor, a 31-country survey, spanning markets around the world.

Drawing on five years of trend data, we are able to investigate changes in the biggest health concerns, how people perceive the quality of their country's healthcare systems and the biggest challenges facing healthcare providers around the world.

Additionally, this year we also provide gender and generational breakdowns as well as the country analysis.

Full data tables are available on request.

Previous editions can be found here:

- [2018 Global Views on Healthcare](#)
- [2020 Ipsos Global Health Service Monitor](#)
- [2021 Ipsos Global Health Service Monitor](#)
- [2022 Ipsos Global Health Service Monitor](#)



HEALTH CONCERNS





THE HEADLINES



Health concerns

Mental health seen as the biggest health worry

Across 31 countries, people put mental health as the top health concern facing their country. Since the beginning of this survey in 2018, mental health has increased by 17 percentage points, with over two-fifths worried.

Additionally, stress as an issue is on the rise (30%). It is now third in our list behind cancer (40%). While on a global level the number of people seeing cancer as a big health problem has declined since 2018, it is a bigger worry for older people than mental health.



Country differences

Sweden and Chile most worried about mental health

In Sweden and Chile, two-thirds feel that mental health is one of the biggest health problems facing their country. Canada, Spain and Australia make up the top five.

Looking at the other health concerns, India is most worried about cancer (59%), while South Koreans have the highest level of concern about stress (44%).

In Mexico six in ten (62%) say obesity is a big problem with Chile second with 49%.



Men vs women

Women much more concerned about mental health

Looking at mental health, we find overall that men are significantly less concerned with mental health in their country than women (38% vs. 50%).

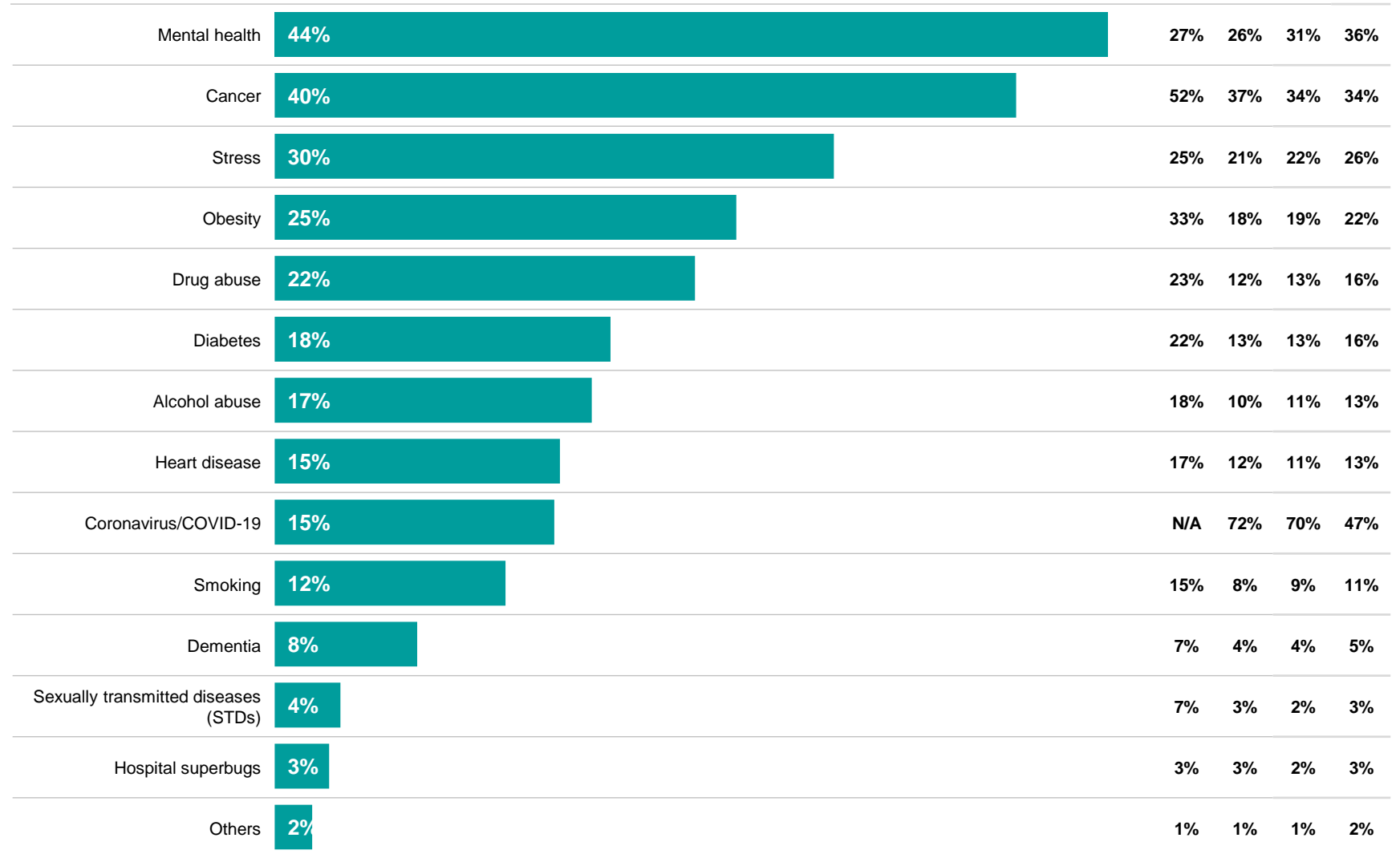
And we see a similar pattern for cancer and stress. Forty-two per cent of women say they worry about cancer, compared to 37% of men; 33% of women rate stress, while 27% of men say it is an issue.



2018 2020 2021 2022



Health problems: Global overview



Q: Thinking generally, which of the following, if any, do you see as the biggest health problems facing people in your country today?



[Click here for the generational breakdown.](#)

Base: 23,274 adults in 31 countries, July 21 – August 4, 2023. The sample in India consists of approximately 2,200 individuals, of whom approximately 1,800 were interviewed face-to-face and 400 were interviewed online. Samples in Brazil, Chile, Colombia, Indonesia, Ireland, Malaysia, Mexico, Peru, Singapore, South Africa, Thailand, and Turkey are more urban, more educated, and/or more affluent than the general population. The survey results for these countries should be viewed as reflecting the views of the more “connected” segment of their population. The “Global Country Average” reflects the average result for all the countries where the survey was conducted.



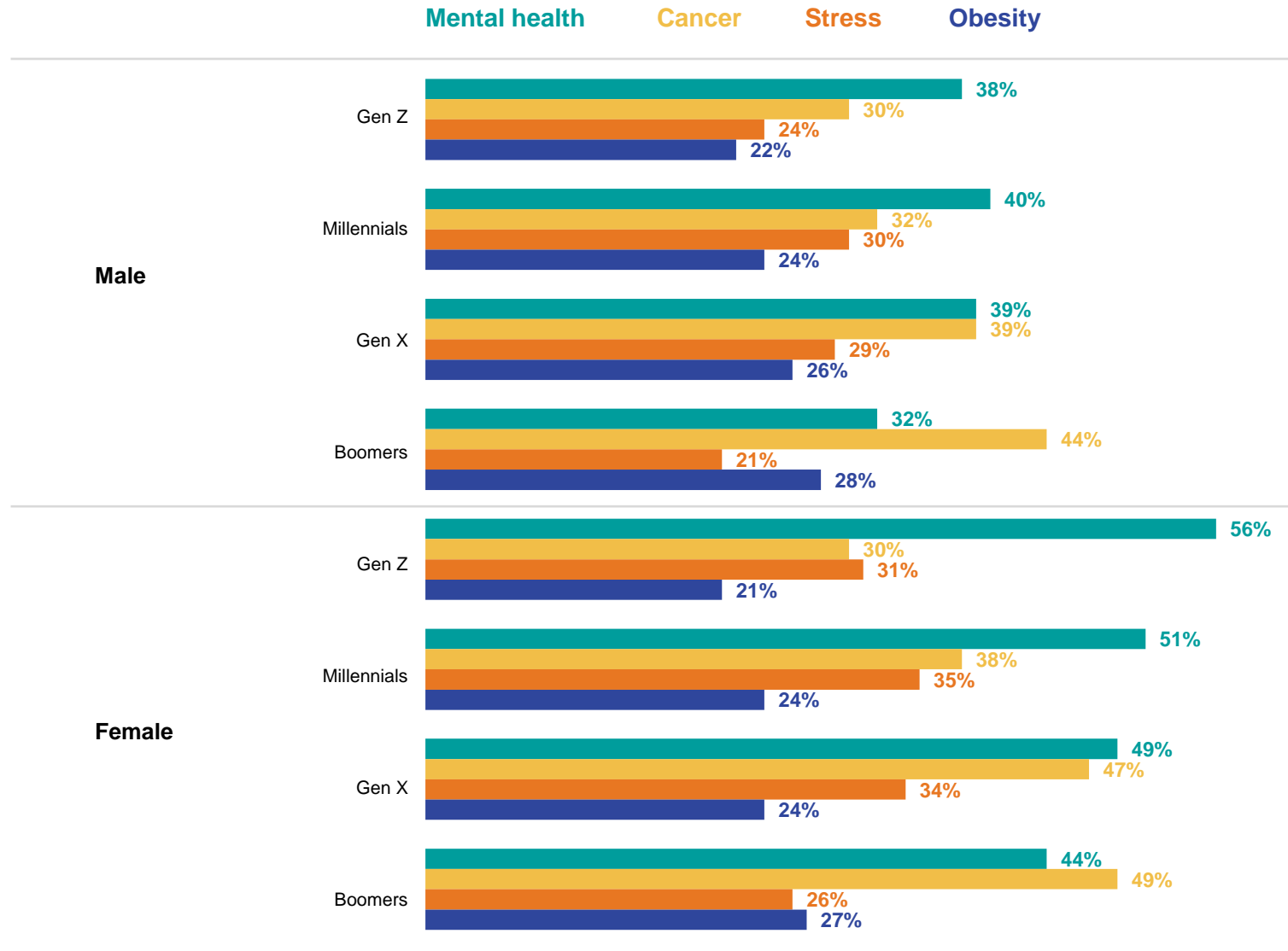


Health problems: Global overview

Q: Thinking generally, which of the following, if any, do you see as the biggest health problems facing people in your country today?



[Click here for the average male and female figures.](#)



Base: 23,274 adults in 31 countries, July 21 – August 4, 2023. The sample in India consists of approximately 2,200 individuals, of whom approximately 1,800 were interviewed face-to-face and 400 were interviewed online. Samples in Brazil, Chile, Colombia, Indonesia, Ireland, Malaysia, Mexico, Peru, Singapore, South Africa, Thailand, and Turkey are more urban, more educated, and/or more affluent than the general population. The survey results for these countries should be viewed as reflecting the views of the more “connected” segment of their population. The “Global Country Average” reflects the average result for all the countries where the survey was conducted.





Mental health

Q: Thinking generally, which of the following, if any, do you see as the biggest health problems facing people in your country today?

All countries



[Click here for the generational breakdown.](#)

% answering "mental health"

		2018	2020	2021	2022
Global country average	44%	27%	26%	31%	36%
Sweden	67%	59%	59%	63%	63%
Chile	66%	26%	50%	59%	62%
Canada	61%	49%	42%	43%	46%
Spain	61%	23%	16%	35%	51%
Australia	60%	50%	47%	47%	44%
New Zealand	59%	N/A	N/A	N/A	N/A
Ireland	58%	N/A	N/A	N/A	58%
United States	53%	44%	33%	35%	51%
Great Britain	53%	50%	43%	40%	43%
Brazil	52%	18%	27%	40%	49%
Germany	52%	37%	26%	32%	31%
Colombia	51%	17%	N/A	42%	46%
Switzerland	48%	N/A	N/A	28%	48%
Argentina	47%	15%	25%	28%	37%
Singapore	46%	N/A	N/A	N/A	N/A
Netherlands	45%	N/A	27%	33%	33%
Peru	45%	41%	36%	37%	39%
South Korea	44%	48%	27%	27%	35%
Poland	41%	19%	23%	30%	33%
Malaysia	41%	16%	22%	33%	31%
South Africa	39%	16%	22%	27%	37%
Indonesia	38%	N/A	N/A	N/A	32%
Belgium	37%	23%	22%	35%	33%
France	35%	10%	10%	12%	20%
Thailand	35%	N/A	N/A	N/A	29%
Italy	32%	18%	10%	19%	28%
Turkey	32%	17%	25%	19%	27%
Hungary	24%	14%	12%	18%	23%
Mexico	21%	6%	8%	11%	15%
India	19%	18%	27%	25%	30%
Japan	18%	24%	14%	9%	15%

Base: 23,274 adults in 31 countries, July 21 – August 4, 2023. The sample in India consists of approximately 2,200 individuals, of whom approximately 1,800 were interviewed face-to-face and 400 were interviewed online. Samples in Brazil, Chile, Colombia, Indonesia, Ireland, Malaysia, Mexico, Peru, Singapore, South Africa, Thailand, and Turkey are more urban, more educated, and/or more affluent than the general population. The survey results for these countries should be viewed as reflecting the views of the more "connected" segment of their population. The "Global Country Average" reflects the average result for all the countries where the survey was conducted.





Cancer

Q: Thinking generally, which of the following, if any, do you see as the biggest health problems facing people in your country today?

All countries



[Click here for the generational breakdown.](#)

% answering "cancer"

		2018	2020	2021	2022
Global country average	40%	52%	37%	34%	34%
India	59%	38%	20%	18%	21%
France	57%	69%	51%	45%	46%
Italy	57%	75%	53%	53%	53%
Belgium	57%	60%	63%	55%	59%
Spain	53%	68%	49%	53%	49%
Netherlands	53%	N/A	48%	43%	40%
Ireland	50%	N/A	N/A	N/A	44%
Poland	49%	68%	59%	53%	47%
Great Britain	47%	50%	46%	41%	41%
Peru	46%	53%	41%	36%	43%
Turkey	44%	61%	41%	37%	44%
Japan	42%	59%	30%	22%	26%
Colombia	41%	50%	N/A	31%	34%
Hungary	40%	56%	38%	41%	43%
Canada	38%	58%	35%	26%	30%
Switzerland	38%	N/A	N/A	29%	32%
Chile	38%	38%	33%	34%	33%
Singapore	38%	N/A	N/A	N/A	N/A
Brazil	38%	57%	27%	31%	29%
Germany	37%	45%	30%	25%	26%
New Zealand	35%	N/A	N/A	N/A	N/A
Sweden	34%	36%	39%	36%	35%
Australia	31%	39%	30%	24%	23%
United States	29%	42%	26%	22%	29%
Mexico	29%	38%	29%	30%	27%
Thailand	27%	N/A	N/A	N/A	19%
South Korea	26%	37%	19%	21%	21%
Argentina	24%	37%	31%	27%	25%
South Africa	24%	44%	24%	23%	20%
Malaysia	24%	35%	18%	16%	18%
Indonesia	22%	N/A	N/A	N/A	16%

Base: 23,274 adults in 31 countries, July 21 – August 4, 2023. The sample in India consists of approximately 2,200 individuals, of whom approximately 1,800 were interviewed face-to-face and 400 were interviewed online. Samples in Brazil, Chile, Colombia, Indonesia, Ireland, Malaysia, Mexico, Peru, Singapore, South Africa, Thailand, and Turkey are more urban, more educated, and/or more affluent than the general population. The survey results for these countries should be viewed as reflecting the views of the more "connected" segment of their population. The "Global Country Average" reflects the average result for all the countries where the survey was conducted.





Stress

Q: Thinking generally, which of the following, if any, do you see as the biggest health problems facing people in your country today?

All countries



[Click here for the generational breakdown.](#)

% answering "stress"

		2018	2020	2021	2022
Global country average	30%	25%	21%	22%	26%
South Korea	44%	48%	35%	33%	35%
Turkey	40%	31%	31%	28%	34%
Argentina	39%	34%	29%	34%	39%
Switzerland	39%	N/A	N/A	31%	39%
Colombia	38%	35%	N/A	30%	34%
Sweden	38%	39%	33%	28%	35%
Japan	37%	37%	33%	28%	31%
Poland	37%	25%	30%	26%	29%
Thailand	37%	N/A	N/A	N/A	27%
France	36%	33%	23%	23%	28%
Singapore	35%	N/A	N/A	N/A	N/A
Peru	35%	29%	26%	35%	35%
Belgium	34%	31%	26%	30%	31%
Spain	33%	25%	18%	19%	28%
Hungary	33%	32%	25%	23%	27%
Chile	33%	23%	25%	27%	30%
Italy	31%	26%	18%	21%	29%
Brazil	29%	19%	18%	22%	27%
Germany	29%	24%	17%	16%	14%
Indonesia	28%	N/A	N/A	N/A	22%
Mexico	27%	18%	19%	15%	23%
Netherlands	26%	N/A	19%	18%	23%
South Africa	24%	17%	18%	17%	24%
Canada	22%	14%	13%	16%	14%
Australia	21%	9%	14%	12%	11%
Malaysia	21%	14%	17%	18%	18%
United States	18%	13%	15%	14%	17%
Ireland	18%	N/A	N/A	N/A	18%
New Zealand	17%	N/A	N/A	N/A	N/A
India	15%	26%	19%	20%	25%
Great Britain	15%	12%	9%	11%	14%

Base: 23,274 adults in 31 countries, July 21 – August 4, 2023. The sample in India consists of approximately 2,200 individuals, of whom approximately 1,800 were interviewed face-to-face and 400 were interviewed online. Samples in Brazil, Chile, Colombia, Indonesia, Ireland, Malaysia, Mexico, Peru, Singapore, South Africa, Thailand, and Turkey are more urban, more educated, and/or more affluent than the general population. The survey results for these countries should be viewed as reflecting the views of the more "connected" segment of their population. The "Global Country Average" reflects the average result for all the countries where the survey was conducted.





Obesity

Q: Thinking generally, which of the following, if any, do you see as the biggest health problems facing people in your country today?

All countries



[Click here for the generational breakdown.](#)

% answering "obesity"

		2018	2020	2021	2022
Global country average	25%	33%	18%	19%	22%
Mexico	62%	76%	52%	52%	55%
Chile	49%	59%	36%	43%	38%
Netherlands	36%	N/A	21%	28%	28%
Great Britain	34%	50%	27%	28%	29%
United States	30%	40%	25%	20%	23%
France	30%	33%	17%	20%	23%
Argentina	30%	31%	20%	21%	25%
Sweden	29%	30%	21%	23%	25%
Malaysia	29%	52%	20%	18%	27%
Spain	28%	43%	15%	22%	23%
Germany	27%	30%	14%	17%	18%
Belgium	27%	23%	22%	20%	24%
Peru	27%	28%	26%	21%	25%
Ireland	26%	N/A	N/A	N/A	23%
New Zealand	26%	N/A	N/A	N/A	N/A
Australia	24%	46%	22%	17%	19%
Hungary	24%	29%	14%	22%	22%
Poland	22%	34%	11%	18%	25%
Colombia	21%	23%	N/A	16%	20%
Canada	21%	31%	12%	12%	17%
Brazil	20%	24%	11%	13%	15%
Turkey	20%	44%	19%	22%	20%
Switzerland	19%	N/A	N/A	12%	16%
Italy	18%	24%	8%	9%	13%
South Korea	16%	20%	10%	11%	15%
Singapore	15%	N/A	N/A	N/A	N/A
India	14%	21%	7%	9%	10%
Indonesia	13%	N/A	N/A	N/A	6%
Thailand	12%	N/A	N/A	N/A	11%
South Africa	9%	21%	7%	7%	9%
Japan	7%	12%	4%	4%	5%

Base: 23,274 adults in 31 countries, July 21 – August 4, 2023. The sample in India consists of approximately 2,200 individuals, of whom approximately 1,800 were interviewed face-to-face and 400 were interviewed online. Samples in Brazil, Chile, Colombia, Indonesia, Ireland, Malaysia, Mexico, Peru, Singapore, South Africa, Thailand, and Turkey are more urban, more educated, and/or more affluent than the general population. The survey results for these countries should be viewed as reflecting the views of the more "connected" segment of their population. The "Global Country Average" reflects the average result for all the countries where the survey was conducted.





Coronavirus

Q: Thinking generally, which of the following, if any, do you see as the biggest health problems facing people in your country today?

All countries



% answering "coronavirus"

		2020	2021	2022
Global country average	15%	72%	70%	47%
Japan	38%	74%	85%	73%
Thailand	37%	N/A	N/A	64%
Indonesia	31%	N/A	N/A	63%
Malaysia	31%	89%	93%	61%
India	27%	81%	76%	47%
Brazil	23%	82%	84%	62%
Singapore	22%	N/A	N/A	N/A
South Korea	21%	80%	75%	60%
Australia	18%	65%	75%	62%
Peru	16%	89%	90%	66%
Turkey	16%	82%	78%	55%
United States	15%	66%	68%	43%
New Zealand	15%	N/A	N/A	N/A
Mexico	14%	78%	85%	62%
South Africa	12%	63%	83%	28%
Switzerland	12%	N/A	65%	39%
Great Britain	11%	76%	66%	40%
Spain	11%	87%	74%	45%
France	10%	72%	72%	49%
Netherlands	10%	77%	66%	42%
Germany	9%	66%	69%	57%
Canada	9%	73%	70%	49%
Italy	8%	73%	69%	47%
Belgium	8%	67%	56%	34%
Colombia	7%	N/A	73%	48%
Argentina	7%	76%	71%	30%
Chile	7%	71%	53%	39%
Poland	6%	63%	46%	36%
Ireland	6%	N/A	N/A	32%
Hungary	5%	47%	33%	18%
Sweden	4%	52%	49%	22%

Base: 23,274 adults in 31 countries, July 21 – August 4, 2023. The sample in India consists of approximately 2,200 individuals, of whom approximately 1,800 were interviewed face-to-face and 400 were interviewed online. Samples in Brazil, Chile, Colombia, Indonesia, Ireland, Malaysia, Mexico, Peru, Singapore, South Africa, Thailand, and Turkey are more urban, more educated, and/or more affluent than the general population. The survey results for these countries should be viewed as reflecting the views of the more "connected" segment of their population. The "Global Country Average" reflects the average result for all the countries where the survey was conducted.



HEALTHCARE PERCEPTIONS





THE HEADLINES



Equality of care

Not all believe everyone is treated fairly

Across 31 countries, [older men and women are less likely to perceive their healthcare system is providing the same level of care to everyone](#).

Gen X and Baby Boomer women (both 40%) are the only groups more likely to disagree that “the healthcare system in my country provides the same standard of care to everyone”.

[In 12 countries – Hungary, Poland, Chile, Colombia, the US, Germany, Peru, Ireland, South Africa, Mexico, Brazil, Turkey - people are more likely to say their system does not provide the same level of care to all](#).



Under pressure

A global majority see their healthcare system stretched

[A majority in 25 of the 31 countries surveyed say their healthcare system is overstretched](#). This goes as high as four-fifths in both France and Great Britain. Brits have always perceived their system as overworked, however the French have been gradually becoming more pessimistic, rising 12pp since 2018.

The only country that disagrees with this statement is Poland, where 41% don't see it as a problem (vs. 27% who do).



Trust is high

Overall, people trust their healthcare systems

Half of men and women, globally, say they agree that they will receive the best treatment. [Baby Boomers record the highest levels of trust, with 57% of male and 54% of females confident in their treatment](#).

The only group who responded with less than half were Gen X females.

[There are only three countries where more people distrust their system than trust](#) – Hungary, Peru and Poland.

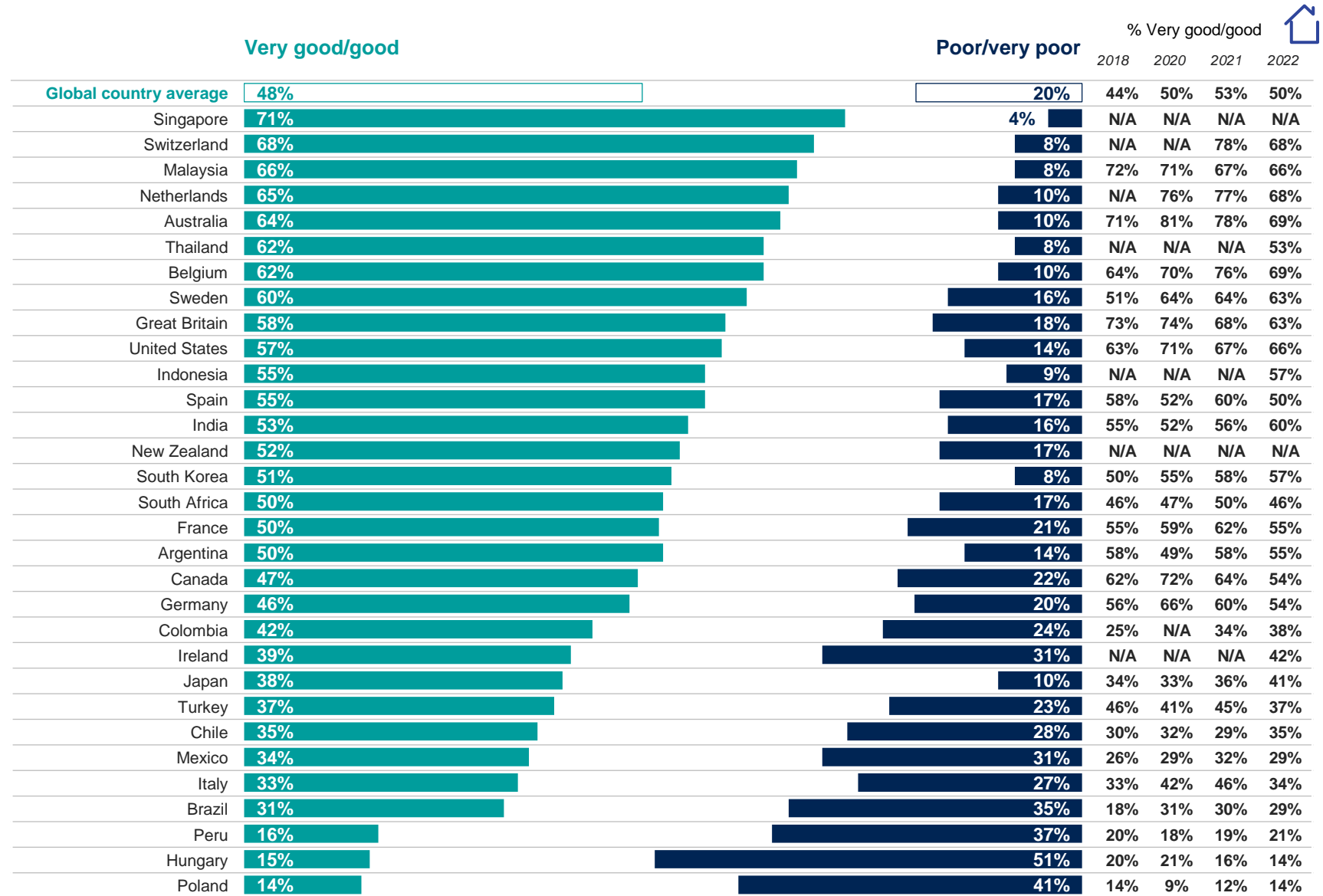
Quality of healthcare

Q: How would you rate the quality of healthcare that you and your family have access to in your country?

By healthcare we include doctors, specialist physicians such as surgeons, hospitals, tests for diagnosis and drugs to treat various ailments.



[Click here for the generational breakdown.](#)



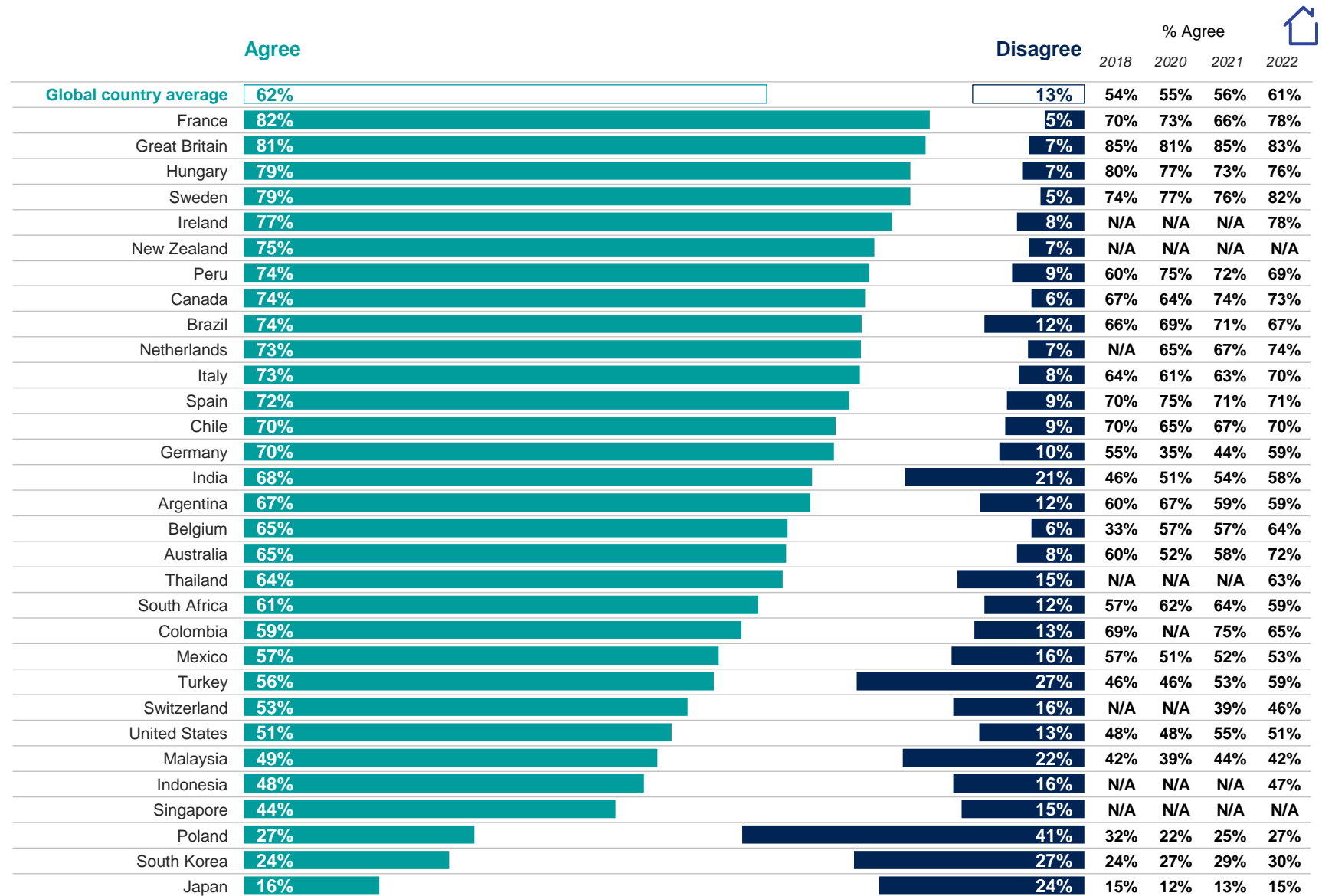
Base: 23,274 adults in 31 countries, July 21 – August 4, 2023. The sample in India consists of approximately 2,200 individuals, of whom approximately 1,800 were interviewed face-to-face and 400 were interviewed online. Samples in Brazil, Chile, Colombia, Indonesia, Ireland, Malaysia, Mexico, Peru, Singapore, South Africa, Thailand, and Turkey are more urban, more educated, and/or more affluent than the general population. The survey results for these countries should be viewed as reflecting the views of the more “connected” segment of their population. The “Global Country Average” reflects the average result for all the countries where the survey was conducted.



Healthcare capacity

Q: The healthcare system in my country is overstretched.

To what extent do you agree or disagree with this statement?



Base: 23,274 adults in 31 countries, July 21 – August 4, 2023. The sample in India consists of approximately 2,200 individuals, of whom approximately 1,800 were interviewed face-to-face and 400 were interviewed online. Samples in Brazil, Chile, Colombia, Indonesia, Ireland, Malaysia, Mexico, Peru, Singapore, South Africa, Thailand, and Turkey are more urban, more educated, and/or more affluent than the general population. The survey results for these countries should be viewed as reflecting the views of the more “connected” segment of their population. The “Global Country Average” reflects the average result for all the countries where the survey was conducted.



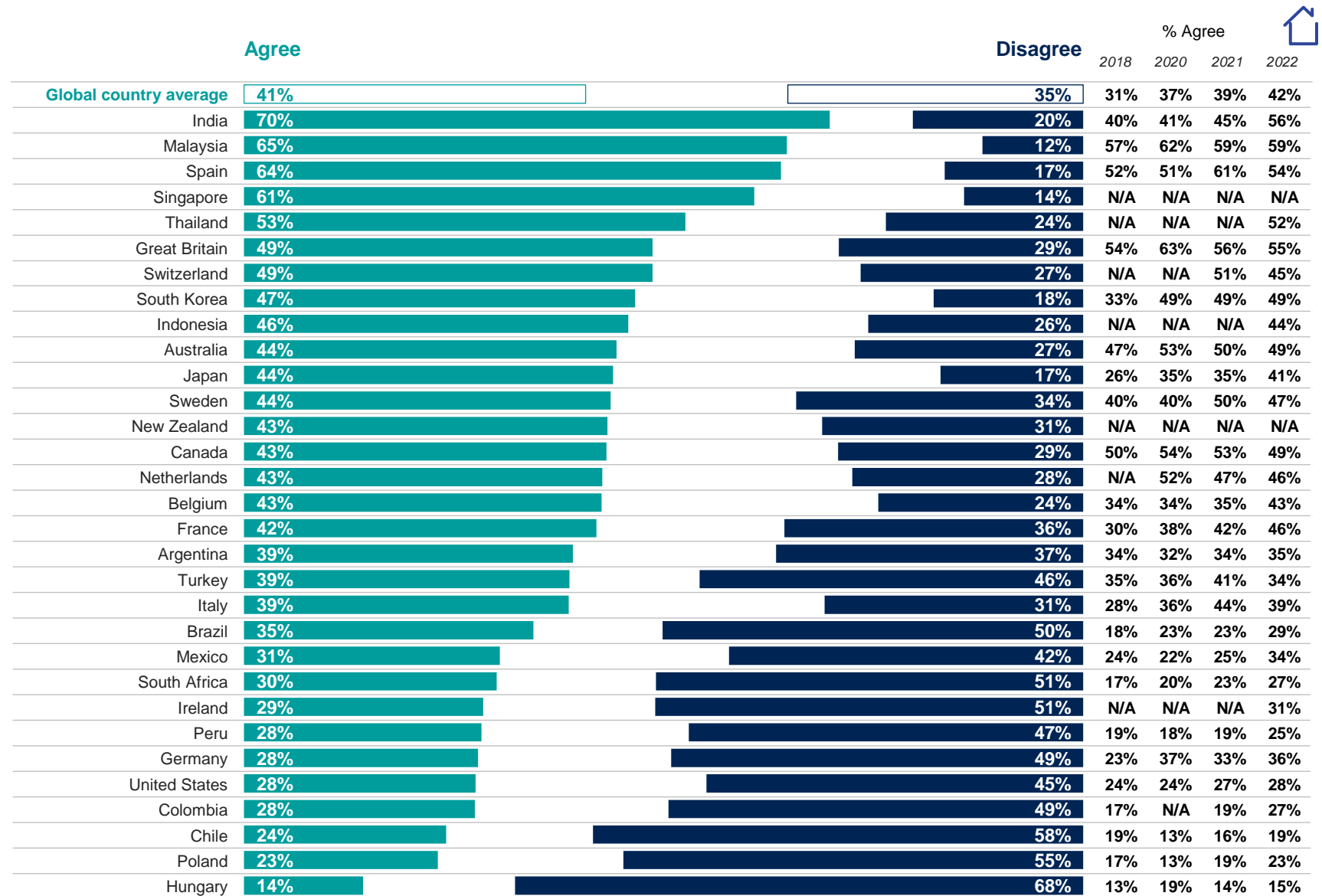
Equality of care

Q: The healthcare system in my country provides the same standard of care to everyone.

To what extent do you agree or disagree with this statement?



[Click here for the generational breakdown.](#)



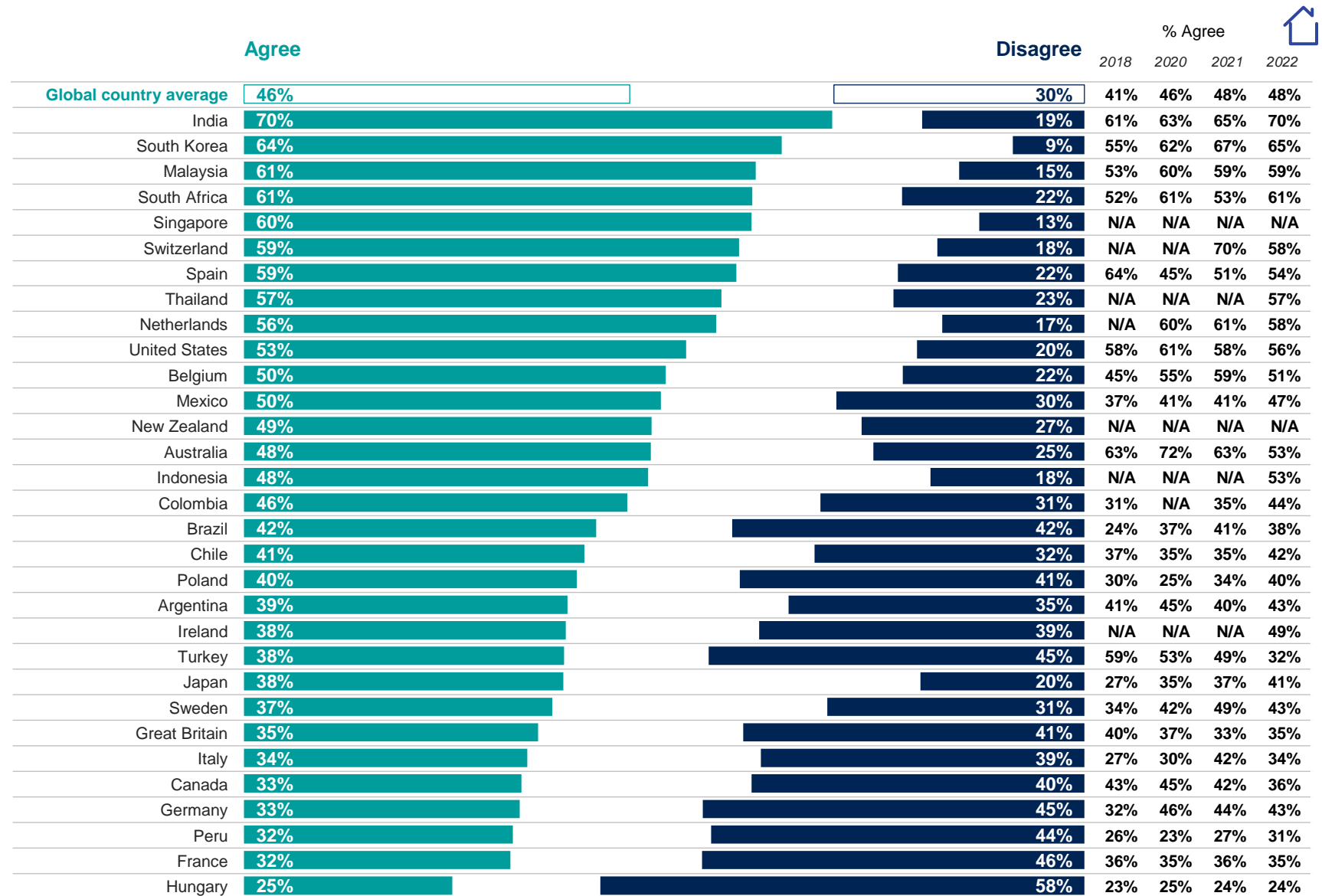
Base: 23,274 adults in 31 countries, July 21 – August 4, 2023. The sample in India consists of approximately 2,200 individuals, of whom approximately 1,800 were interviewed face-to-face and 400 were interviewed online. Samples in Brazil, Chile, Colombia, Indonesia, Ireland, Malaysia, Mexico, Peru, Singapore, South Africa, Thailand, and Turkey are more urban, more educated, and/or more affluent than the general population. The survey results for these countries should be viewed as reflecting the views of the more “connected” segment of their population. The “Global Country Average” reflects the average result for all the countries where the survey was conducted.



Getting an appointment

Q: I find it easy to get an appointment with doctors in my local area.

To what extent do you agree or disagree with this statement?



Base: 23,274 adults in 31 countries, July 21 – August 4, 2023. The sample in India consists of approximately 2,200 individuals, of whom approximately 1,800 were interviewed face-to-face and 400 were interviewed online. Samples in Brazil, Chile, Colombia, Indonesia, Ireland, Malaysia, Mexico, Peru, Singapore, South Africa, Thailand, and Turkey are more urban, more educated, and/or more affluent than the general population. The survey results for these countries should be viewed as reflecting the views of the more “connected” segment of their population. The “Global Country Average” reflects the average result for all the countries where the survey was conducted.

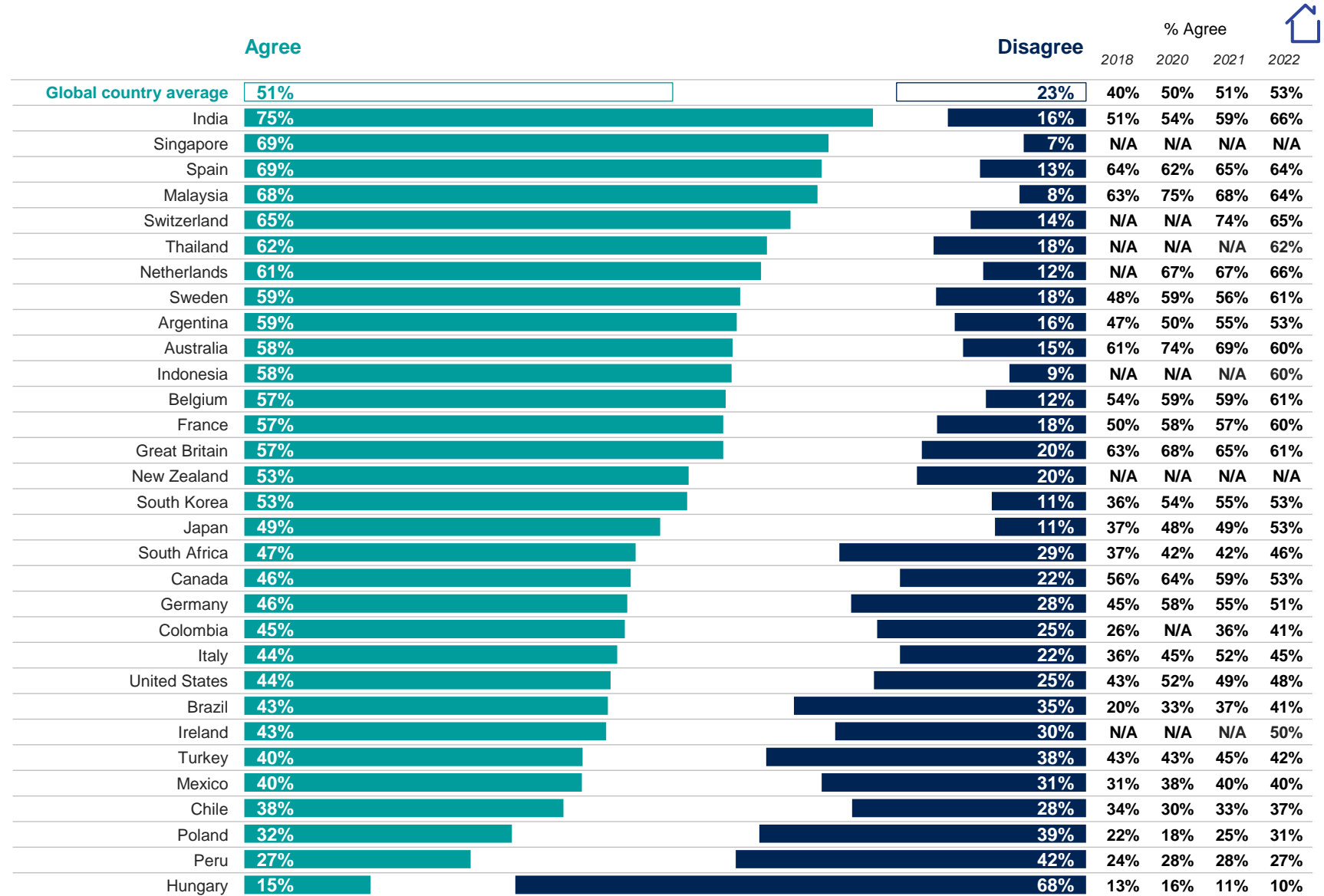
Trust in healthcare

Q: I trust the healthcare system in my country to provide me with the best treatment.

To what extent do you agree or disagree with this statement?



[Click here for the generational breakdown.](#)



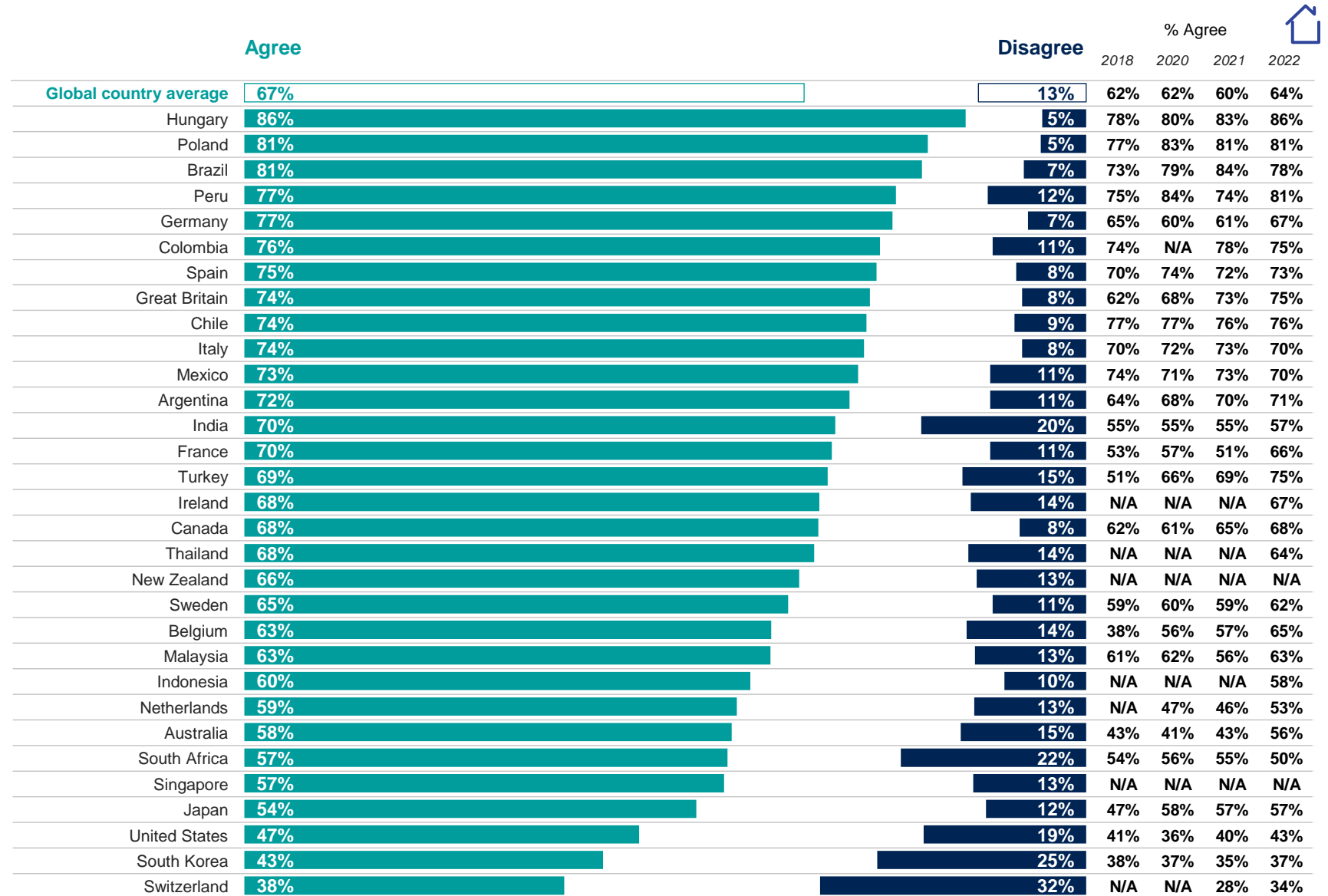
Base: 23,274 adults in 31 countries, July 21 – August 4, 2023. The sample in India consists of approximately 2,200 individuals, of whom approximately 1,800 were interviewed face-to-face and 400 were interviewed online. Samples in Brazil, Chile, Colombia, Indonesia, Ireland, Malaysia, Mexico, Peru, Singapore, South Africa, Thailand, and Turkey are more urban, more educated, and/or more affluent than the general population. The survey results for these countries should be viewed as reflecting the views of the more “connected” segment of their population. The “Global Country Average” reflects the average result for all the countries where the survey was conducted.



Waiting times

Q: Waiting times to get an appointment with doctors are too long in my country.

To what extent do you agree or disagree with this statement?

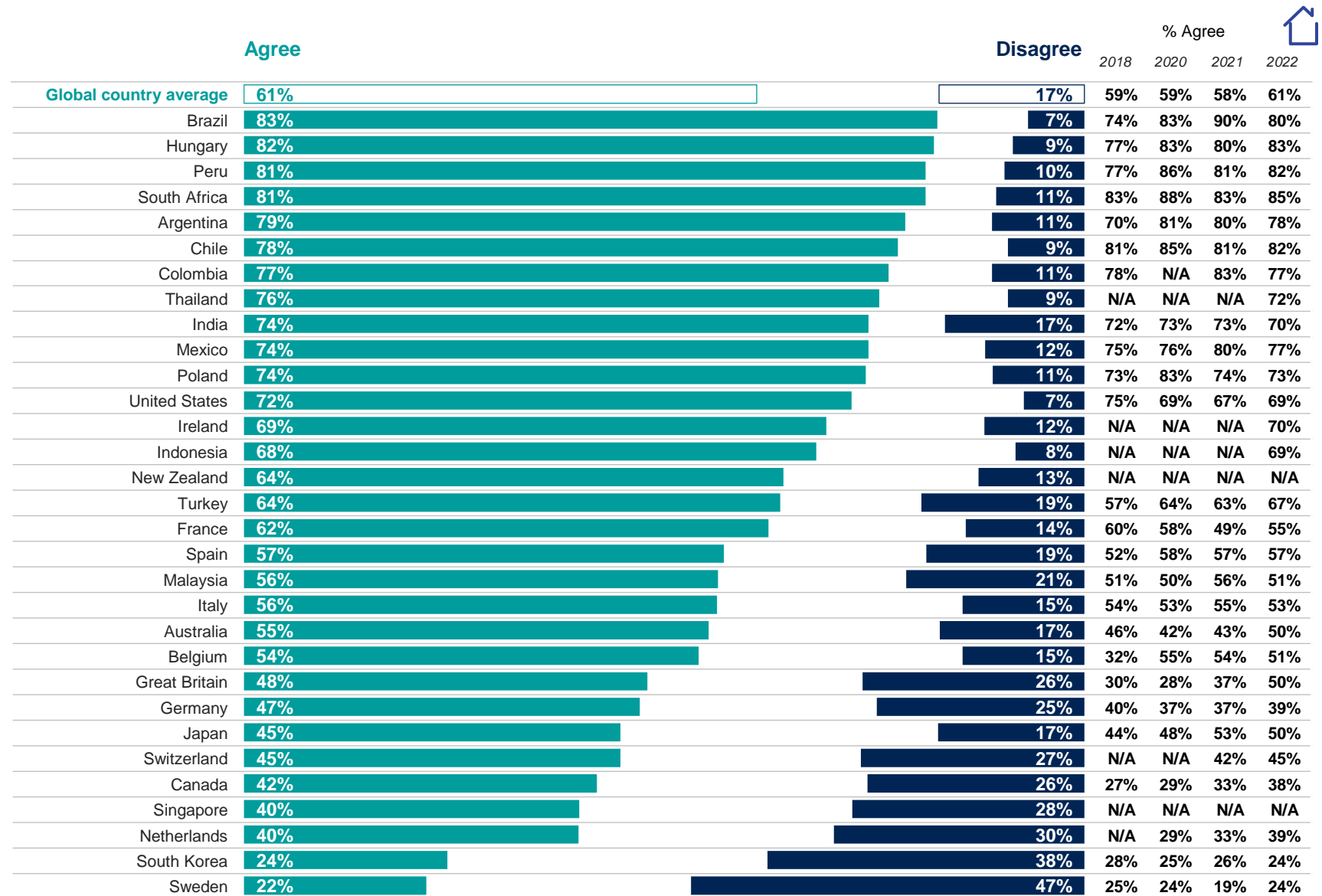


Base: 23,274 adults in 31 countries, July 21 – August 4, 2023. The sample in India consists of approximately 2,200 individuals, of whom approximately 1,800 were interviewed face-to-face and 400 were interviewed online. Samples in Brazil, Chile, Colombia, Indonesia, Ireland, Malaysia, Mexico, Peru, Singapore, South Africa, Thailand, and Turkey are more urban, more educated, and/or more affluent than the general population. The survey results for these countries should be viewed as reflecting the views of the more “connected” segment of their population. The “Global Country Average” reflects the average result for all the countries where the survey was conducted.

Cost of healthcare

Q: Many people in my country cannot afford good healthcare.

To what extent do you agree or disagree with this statement?



Base: 23,274 adults in 31 countries, July 21 – August 4, 2023. The sample in India consists of approximately 2,200 individuals, of whom approximately 1,800 were interviewed face-to-face and 400 were interviewed online. Samples in Brazil, Chile, Colombia, Indonesia, Ireland, Malaysia, Mexico, Peru, Singapore, South Africa, Thailand, and Turkey are more urban, more educated, and/or more affluent than the general population. The survey results for these countries should be viewed as reflecting the views of the more “connected” segment of their population. The “Global Country Average” reflects the average result for all the countries where the survey was conducted.

HEALTHCARE CHALLENGES





THE HEADLINES



Under resourced

Are systems feeling the strain of an ageing population?

On a global country average, [the two biggest challenges facing healthcare systems are 'not enough staff' and 'access to treatment'](#). Since 2018, these have always been top, however, for the first time, staffing is joint first with access.

'Ageing population' has been incrementally increasing over the years, with just over two-fifths (22%) concerned, globally. [Japan, Singapore, and South Korea all put it as their top challenge.](#)



Generational differences

Staffing and waiting times greater issues for older people

[A majority of Baby Boomers think staffing and waiting times](#) are the biggest challenges facing their healthcare system.

That's not to say that younger generations aren't worried, however, as all age ranges put these top.

Notably though, Baby Boomers are the most likely generation to think an ageing population is going to be a test, with nearly a third (31%) thinking so, compared with 22% overall.



Disproportionate treatment

Are women more affected by healthcare challenges?

Across all generations we see that [women are more likely to perceive staffing, access to treatment, and cost of treatment](#) as the biggest challenges.

Bureaucracy is the only top challenge singled out more by men (across all generations) than by women.



Overall, which of the following, if any, do you see as the biggest problems facing the healthcare system in your country?

Global Country average



[Click here for the generational breakdown.](#)



		2018	2020	2021	2022
Not enough staff	46%	36%	39%	39%	42%
Access to treatment/ long waiting times	46%	40%	40%	41%	42%
Cost of accessing treatment	31%	32%	31%	31%	31%
Bureaucracy	23%	26%	26%	26%	25%
Ageing population	22%	20%	21%	21%	19%
Lack of investment in preventative health	21%	21%	24%	23%	22%
Lack of investment	18%	19%	20%	19%	20%
Poor quality treatment	17%	21%	16%	16%	17%
Lack of choice	8%	8%	8%	8%	9%
Poor safety	8%	8%	7%	7%	9%
Low standards of cleanliness	7%	8%	7%	6%	7%
Other	2%	3%	3%	3%	2%

Base: 23,274 adults in 31 countries, July 21 – August 4, 2023. The sample in India consists of approximately 2,200 individuals, of whom approximately 1,800 were interviewed face-to-face and 400 were interviewed online. Samples in Brazil, Chile, Colombia, Indonesia, Ireland, Malaysia, Mexico, Peru, Singapore, South Africa, Thailand, and Turkey are more urban, more educated, and/or more affluent than the general population. The survey results for these countries should be viewed as reflecting the views of the more “connected” segment of their population. The “Global Country Average” reflects the average result for all the countries where the survey was conducted.

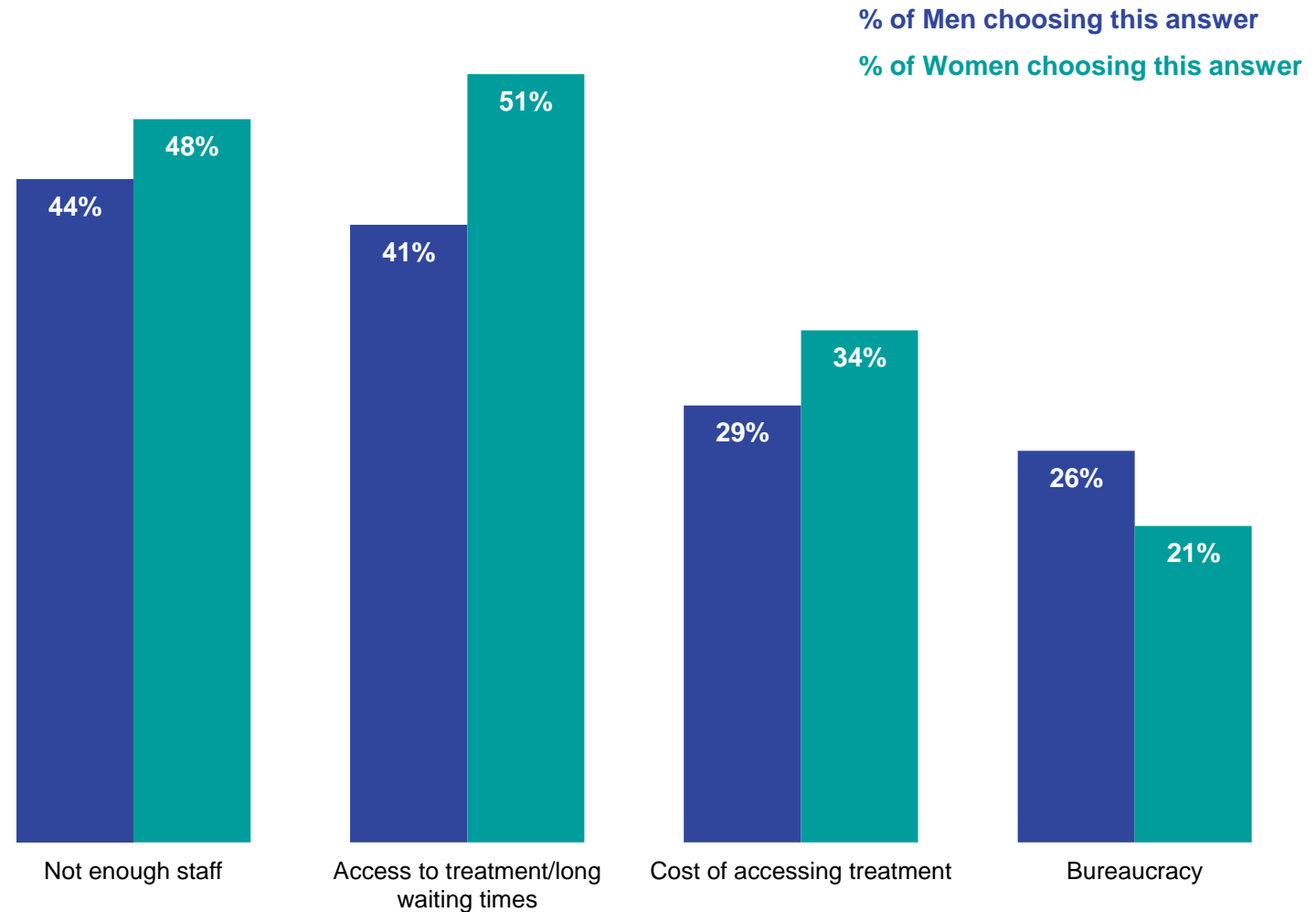




Q

Overall, which of the following, if any, do you see as the biggest problems facing the healthcare system in your country?

Global Country average



[Click here for the generational breakdown by gender.](#)

Base: 23,274 adults in 31 countries, July 21 – August 4, 2023. The sample in India consists of approximately 2,200 individuals, of whom approximately 1,800 were interviewed face-to-face and 400 were interviewed online. Samples in Brazil, Chile, Colombia, Indonesia, Ireland, Malaysia, Mexico, Peru, Singapore, South Africa, Thailand, and Turkey are more urban, more educated, and/or more affluent than the general population. The survey results for these countries should be viewed as reflecting the views of the more “connected” segment of their population. The “Global Country Average” reflects the average result for all the countries where the survey was conducted.

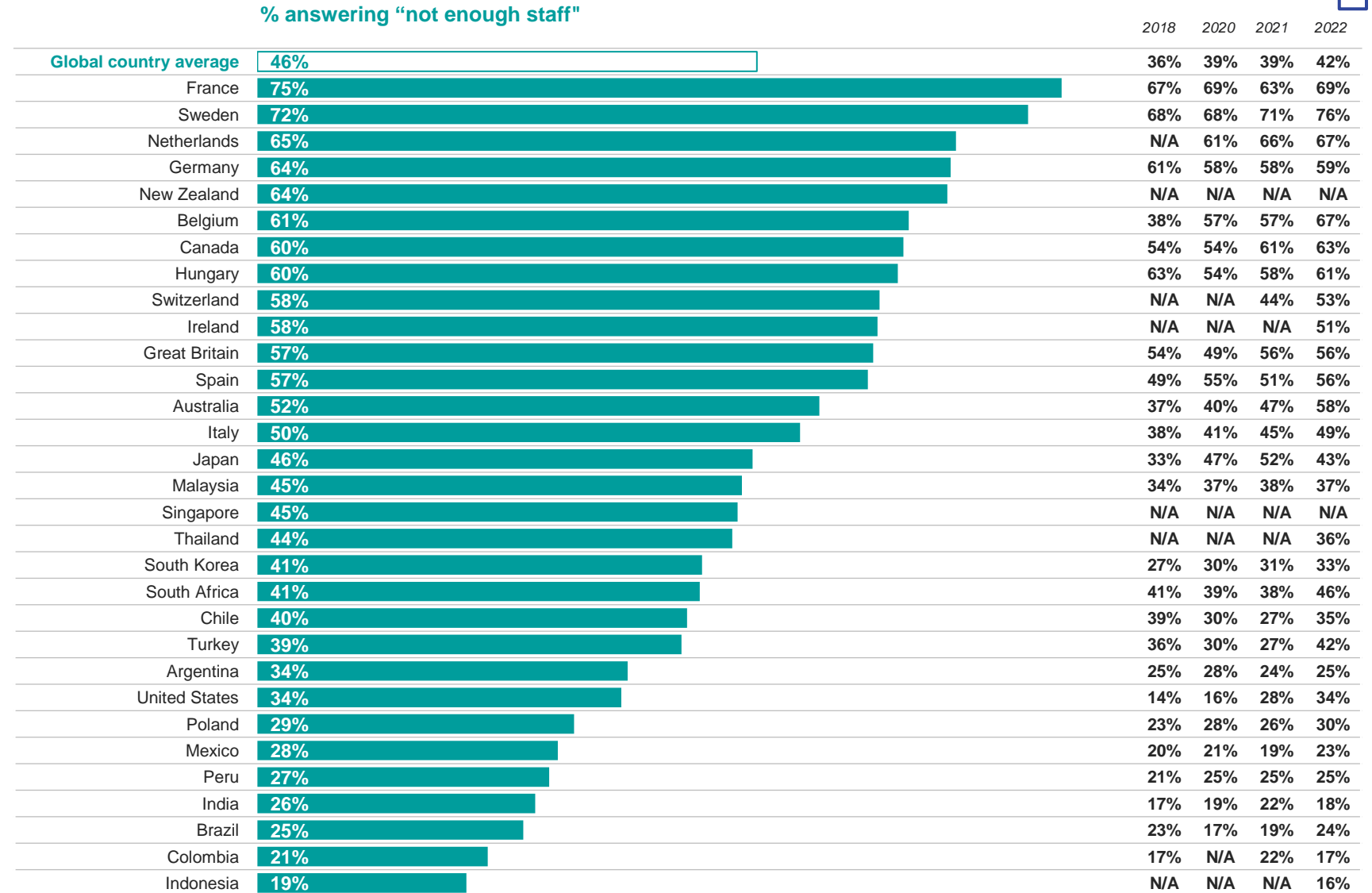




Not enough staff

Q: Overall, which of the following, if any, do you see as the biggest problems facing the healthcare system in your country?

All countries



Base: 23,274 adults in 31 countries, July 21 – August 4, 2023. The sample in India consists of approximately 2,200 individuals, of whom approximately 1,800 were interviewed face-to-face and 400 were interviewed online. Samples in Brazil, Chile, Colombia, Indonesia, Ireland, Malaysia, Mexico, Peru, Singapore, South Africa, Thailand, and Turkey are more urban, more educated, and/or more affluent than the general population. The survey results for these countries should be viewed as reflecting the views of the more "connected" segment of their population. The "Global Country Average" reflects the average result for all the countries where the survey was conducted.





Access to treatment/ waiting times

Q: Overall, which of the following, if any, do you see as the biggest problems facing the healthcare system in your country?

All countries

% answering "access to treatment/waiting times"

		2018	2020	2021	2022
Global country average	46%	41%	40%	41%	42%
Poland	66%	70%	68%	68%	63%
Hungary	65%	65%	59%	61%	65%
Chile	63%	64%	64%	61%	65%
Colombia	60%	59%	N/A	52%	57%
Sweden	58%	52%	55%	51%	58%
Italy	57%	59%	60%	55%	56%
Ireland	51%	N/A	N/A	N/A	51%
Canada	51%	49%	47%	48%	47%
Spain	51%	52%	43%	52%	51%
Turkey	51%	38%	46%	45%	58%
Malaysia	50%	43%	53%	43%	47%
Mexico	50%	48%	51%	55%	50%
Peru	50%	46%	48%	51%	52%
New Zealand	50%	N/A	N/A	N/A	N/A
Argentina	49%	35%	38%	45%	43%
Great Britain	47%	32%	43%	52%	46%
Thailand	46%	N/A	N/A	N/A	46%
Indonesia	46%	N/A	N/A	N/A	41%
Belgium	45%	26%	32%	36%	40%
Germany	45%	37%	35%	39%	39%
Australia	44%	37%	36%	38%	37%
Brazil	44%	35%	37%	45%	42%
South Africa	43%	41%	39%	40%	42%
Singapore	40%	N/A	N/A	N/A	N/A
France	39%	29%	29%	29%	29%
Netherlands	37%	N/A	36%	34%	34%
South Korea	28%	26%	20%	24%	25%
United States	27%	22%	17%	22%	23%
India	27%	22%	21%	24%	22%
Japan	24%	20%	23%	24%	23%
Switzerland	17%	N/A	N/A	12%	18%

Base: 23,274 adults in 31 countries, July 21 – August 4, 2023. The sample in India consists of approximately 2,200 individuals, of whom approximately 1,800 were interviewed face-to-face and 400 were interviewed online. Samples in Brazil, Chile, Colombia, Indonesia, Ireland, Malaysia, Mexico, Peru, Singapore, South Africa, Thailand, and Turkey are more urban, more educated, and/or more affluent than the general population. The survey results for these countries should be viewed as reflecting the views of the more "connected" segment of their population. The "Global Country Average" reflects the average result for all the countries where the survey was conducted.



Cost of accessing treatment

Q: Overall, which of the following, if any, do you see as the biggest problems facing the healthcare system in your country?

All countries



% answering "cost of accessing treatment"

		2018	2020	2021	2022
Global country average	31%	32%	31%	31%	31%
Indonesia	59%	N/A	N/A	N/A	68%
United States	54%	64%	59%	52%	55%
Chile	47%	46%	62%	58%	52%
Singapore	46%	N/A	N/A	N/A	N/A
Malaysia	45%	49%	42%	41%	38%
Switzerland	43%	N/A	N/A	37%	38%
Australia	38%	38%	29%	25%	25%
Turkey	38%	32%	39%	32%	37%
Peru	35%	29%	37%	37%	36%
Belgium	35%	27%	39%	36%	34%
Colombia	35%	37%	N/A	35%	37%
Japan	35%	44%	32%	28%	31%
Argentina	35%	35%	34%	40%	39%
Poland	33%	34%	35%	34%	37%
New Zealand	33%	N/A	N/A	N/A	N/A
Mexico	33%	26%	36%	40%	33%
Ireland	32%	N/A	N/A	N/A	30%
India	29%	44%	45%	44%	40%
South Africa	29%	39%	32%	37%	38%
Thailand	28%	N/A	N/A	N/A	27%
Netherlands	27%	N/A	26%	24%	23%
France	25%	34%	28%	24%	21%
Brazil	24%	18%	22%	24%	25%
South Korea	23%	32%	27%	25%	26%
Hungary	22%	18%	20%	21%	24%
Italy	20%	28%	20%	18%	19%
Germany	19%	19%	17%	17%	16%
Canada	16%	10%	11%	10%	12%
Great Britain	12%	8%	9%	9%	9%
Spain	11%	15%	8%	10%	9%
Sweden	8%	11%	11%	11%	9%

Base: 23,274 adults in 31 countries, July 21 – August 4, 2023. The sample in India consists of approximately 2,200 individuals, of whom approximately 1,800 were interviewed face-to-face and 400 were interviewed online. Samples in Brazil, Chile, Colombia, Indonesia, Ireland, Malaysia, Mexico, Peru, Singapore, South Africa, Thailand, and Turkey are more urban, more educated, and/or more affluent than the general population. The survey results for these countries should be viewed as reflecting the views of the more "connected" segment of their population. The "Global Country Average" reflects the average result for all the countries where the survey was conducted.



Bureaucracy

Q: Overall, which of the following, if any, do you see as the biggest problems facing the healthcare system in your country?

All countries



% answering "bureaucracy"		2018	2020	2021	2022
Global country average	23%	26%	26%	26%	26%
Argentina	38%	39%	40%	43%	43%
Peru	38%	38%	45%	39%	39%
Germany	36%	32%	36%	36%	29%
Mexico	34%	46%	42%	38%	41%
Colombia	34%	40%	N/A	36%	36%
Netherlands	32%	N/A	32%	32%	30%
Indonesia	32%	N/A	N/A	N/A	38%
Chile	31%	36%	34%	34%	31%
Brazil	29%	26%	28%	31%	28%
Poland	27%	32%	28%	27%	26%
Thailand	27%	N/A	N/A	N/A	31%
Italy	26%	33%	34%	35%	31%
Spain	25%	23%	23%	28%	26%
Sweden	25%	28%	29%	29%	29%
Switzerland	24%	N/A	N/A	28%	32%
Canada	22%	21%	25%	23%	20%
United States	21%	33%	35%	30%	23%
France	21%	20%	25%	23%	22%
Ireland	20%	N/A	N/A	N/A	26%
Great Britain	19%	26%	28%	23%	21%
Turkey	18%	23%	18%	21%	17%
Hungary	17%	19%	19%	19%	17%
South Korea	17%	21%	22%	15%	16%
Australia	16%	19%	23%	21%	18%
Malaysia	16%	17%	17%	19%	16%
New Zealand	15%	N/A	N/A	N/A	N/A
India	15%	17%	16%	14%	16%
Belgium	13%	20%	20%	20%	16%
South Africa	10%	14%	14%	16%	11%
Japan	9%	7%	10%	15%	13%
Singapore	7%	N/A	N/A	N/A	N/A

Base: 23,274 adults in 31 countries, July 21 – August 4, 2023. The sample in India consists of approximately 2,200 individuals, of whom approximately 1,800 were interviewed face-to-face and 400 were interviewed online. Samples in Brazil, Chile, Colombia, Indonesia, Ireland, Malaysia, Mexico, Peru, Singapore, South Africa, Thailand, and Turkey are more urban, more educated, and/or more affluent than the general population. The survey results for these countries should be viewed as reflecting the views of the more "connected" segment of their population. The "Global Country Average" reflects the average result for all the countries where the survey was conducted.



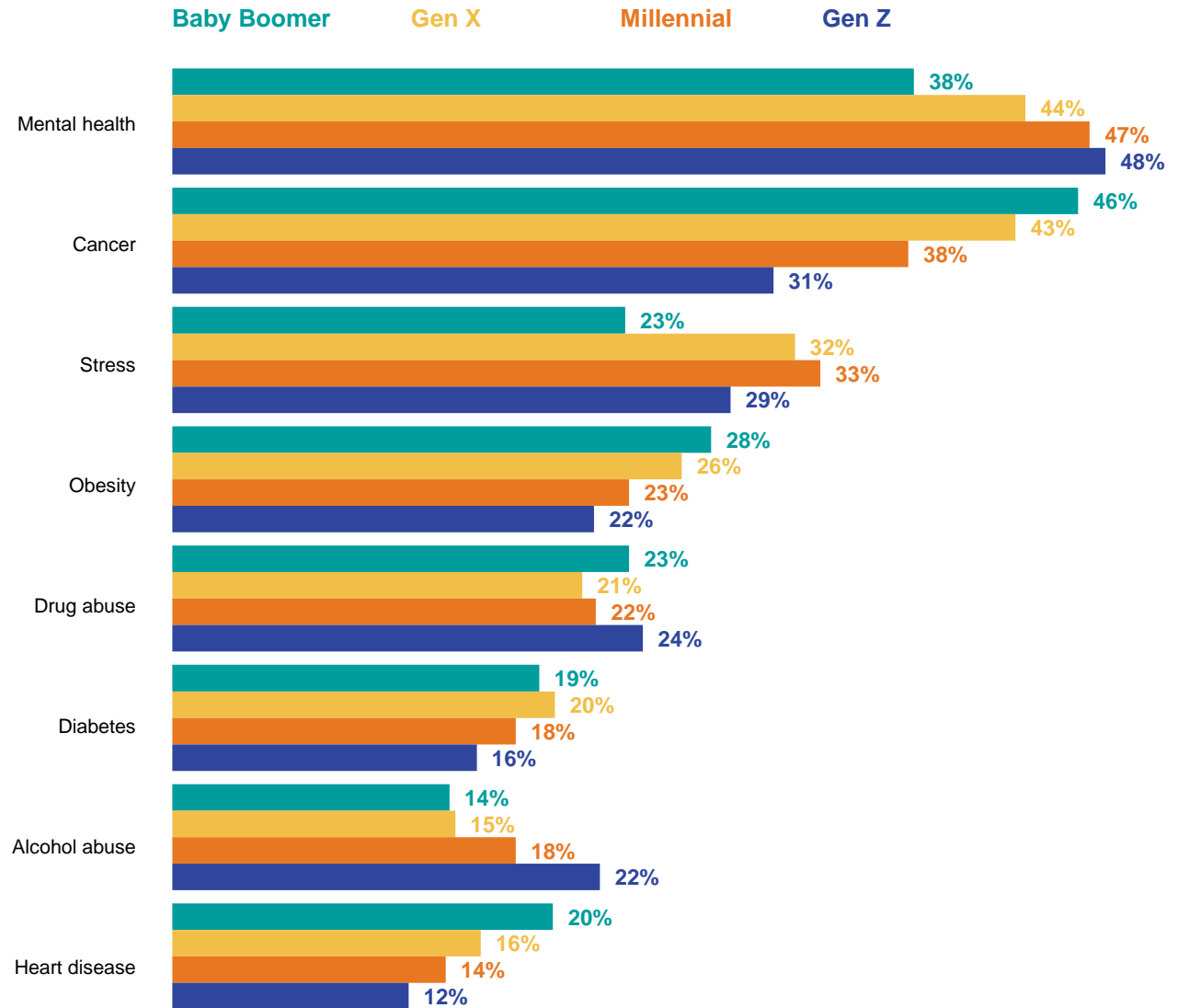
APPENDIX





Health problems: Global overview

Q: Thinking generally, which of the following, if any, do you see as the biggest health problems facing people in your country today?



[Click here to return](#)

Base: 23,274 adults in 31 countries, July 21 – August 4, 2023. The sample in India consists of approximately 2,200 individuals, of whom approximately 1,800 were interviewed face-to-face and 400 were interviewed online. Samples in Brazil, Chile, Colombia, Indonesia, Ireland, Malaysia, Mexico, Peru, Singapore, South Africa, Thailand, and Turkey are more urban, more educated, and/or more affluent than the general population. The survey results for these countries should be viewed as reflecting the views of the more “connected” segment of their population. The “Global Country Average” reflects the average result for all the countries where the survey was conducted.





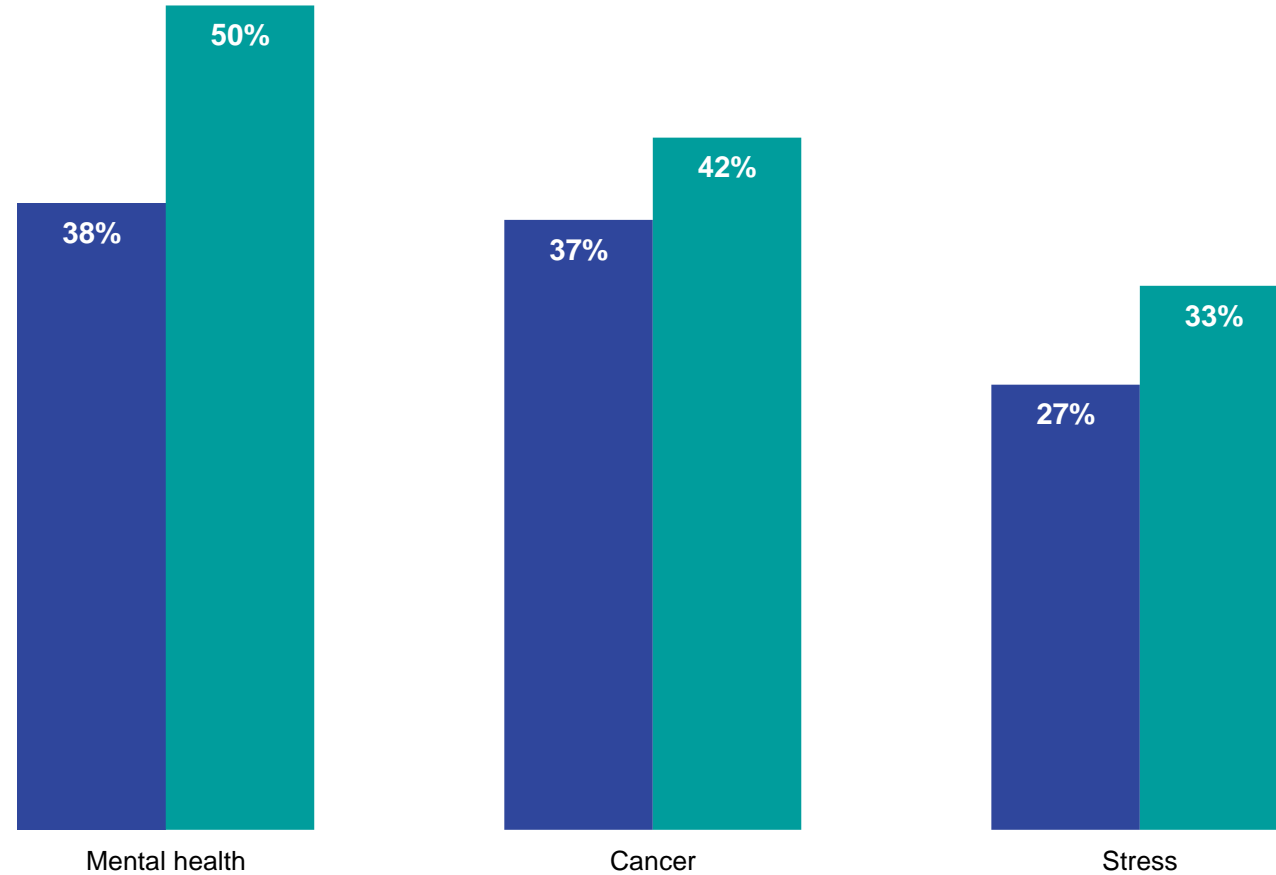
Health problems: Global overview

Q: Thinking generally, which of the following, if any, do you see as the biggest health problems facing people in your country today?



[Click here to return](#)

% of Men choosing this answer
% of Women choosing this answer



Base: 23,274 adults in 31 countries, July 21 – August 4, 2023. The sample in India consists of approximately 2,200 individuals, of whom approximately 1,800 were interviewed face-to-face and 400 were interviewed online. Samples in Brazil, Chile, Colombia, Indonesia, Ireland, Malaysia, Mexico, Peru, Singapore, South Africa, Thailand, and Turkey are more urban, more educated, and/or more affluent than the general population. The survey results for these countries should be viewed as reflecting the views of the more “connected” segment of their population. The “Global Country Average” reflects the average result for all the countries where the survey was conducted.





Quality of healthcare

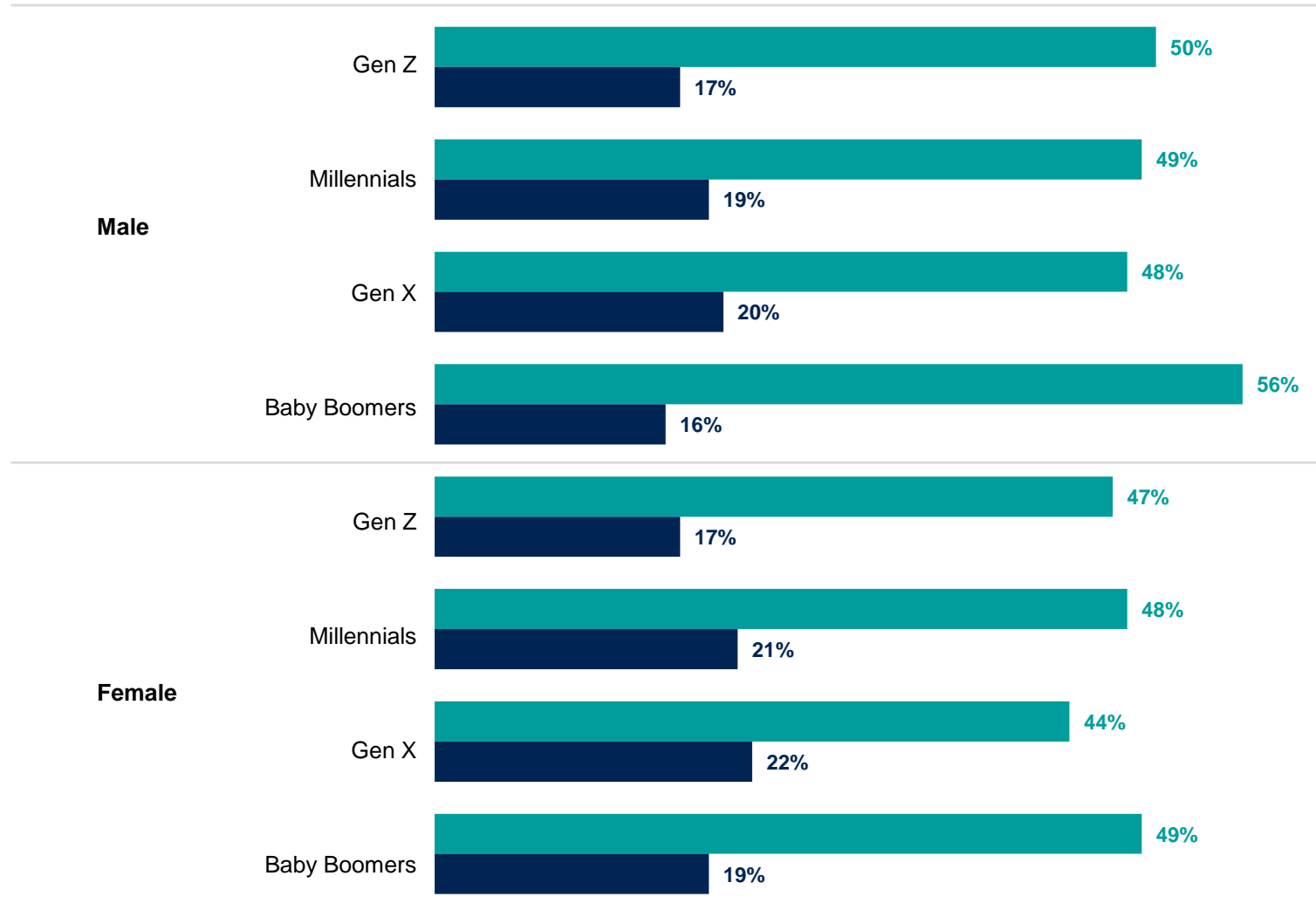
Q: How would you rate the quality of healthcare that you and your family have access to in your country?

By healthcare we include doctors, specialist physicians such as surgeons, hospitals, tests for diagnosis and drugs to treat various ailments.



[Click here to return](#)

Very good/good Poor/very poor

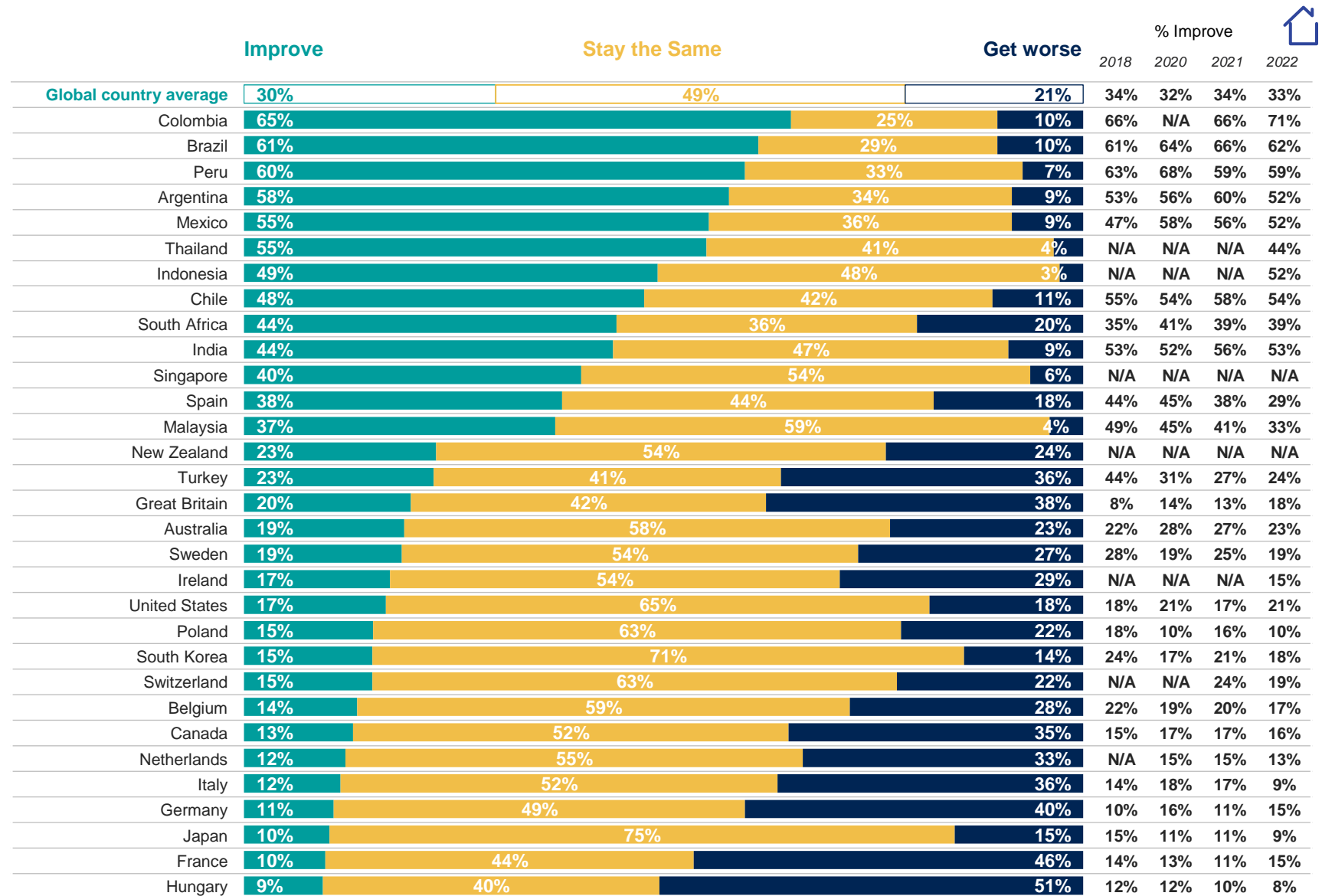


Base: 23,274 adults in 31 countries, July 21 – August 4, 2023. The sample in India consists of approximately 2,200 individuals, of whom approximately 1,800 were interviewed face-to-face and 400 were interviewed online. Samples in Brazil, Chile, Colombia, Indonesia, Ireland, Malaysia, Mexico, Peru, Singapore, South Africa, Thailand, and Turkey are more urban, more educated, and/or more affluent than the general population. The survey results for these countries should be viewed as reflecting the views of the more “connected” segment of their population. The “Global Country Average” reflects the average result for all the countries where the survey was conducted.



Quality of healthcare in the future

Q: Over the coming years, do you expect the quality of healthcare that you and your family will have access to locally will improve, stay the same, or get worse?



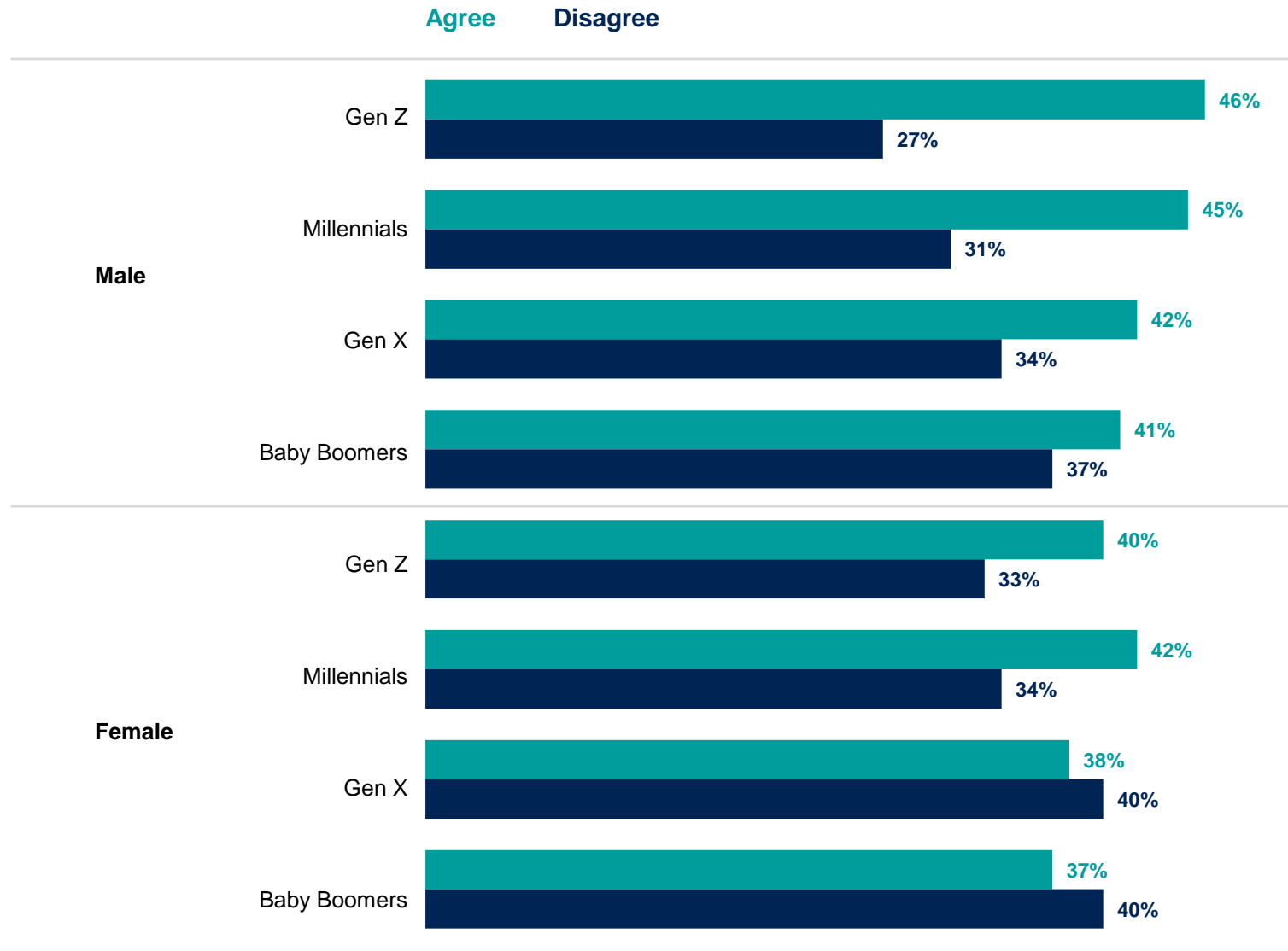
Base: 23,274 adults in 31 countries, July 21 – August 4, 2023. The sample in India consists of approximately 2,200 individuals, of whom approximately 1,800 were interviewed face-to-face and 400 were interviewed online. Samples in Brazil, Chile, Colombia, Indonesia, Ireland, Malaysia, Mexico, Peru, Singapore, South Africa, Thailand, and Turkey are more urban, more educated, and/or more affluent than the general population. The survey results for these countries should be viewed as reflecting the views of the more "connected" segment of their population. The "Global Country Average" reflects the average result for all the countries where the survey was conducted.



Equality of care

Q: The healthcare system in my country provides the same standard of care to everyone.

To what extent do you agree or disagree with this statement?



Base: 23,274 adults in 31 countries, July 21 – August 4, 2023. The sample in India consists of approximately 2,200 individuals, of whom approximately 1,800 were interviewed face-to-face and 400 were interviewed online. Samples in Brazil, Chile, Colombia, Indonesia, Ireland, Malaysia, Mexico, Peru, Singapore, South Africa, Thailand, and Turkey are more urban, more educated, and/or more affluent than the general population. The survey results for these countries should be viewed as reflecting the views of the more “connected” segment of their population. The “Global Country Average” reflects the average result for all the countries where the survey was conducted.



[Click here to return](#)





Trust in healthcare

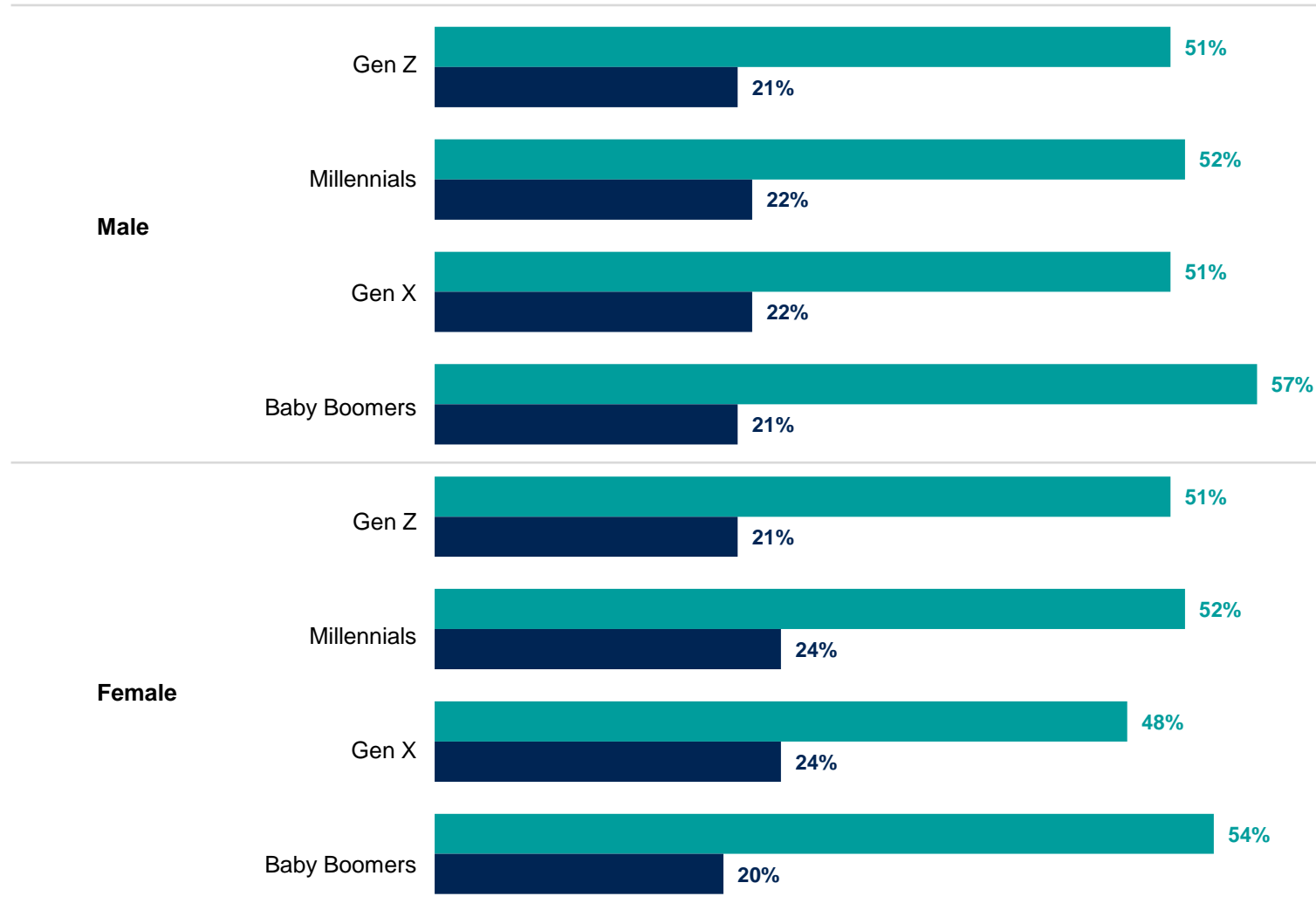
Q: I trust the healthcare system in my country to provide me with the best treatment.

To what extent do you agree or disagree with this statement?



[Click here to return](#)

Agree Disagree



Base: 23,274 adults in 31 countries, July 21 – August 4, 2023. The sample in India consists of approximately 2,200 individuals, of whom approximately 1,800 were interviewed face-to-face and 400 were interviewed online. Samples in Brazil, Chile, Colombia, Indonesia, Ireland, Malaysia, Mexico, Peru, Singapore, South Africa, Thailand, and Turkey are more urban, more educated, and/or more affluent than the general population. The survey results for these countries should be viewed as reflecting the views of the more “connected” segment of their population. The “Global Country Average” reflects the average result for all the countries where the survey was conducted.





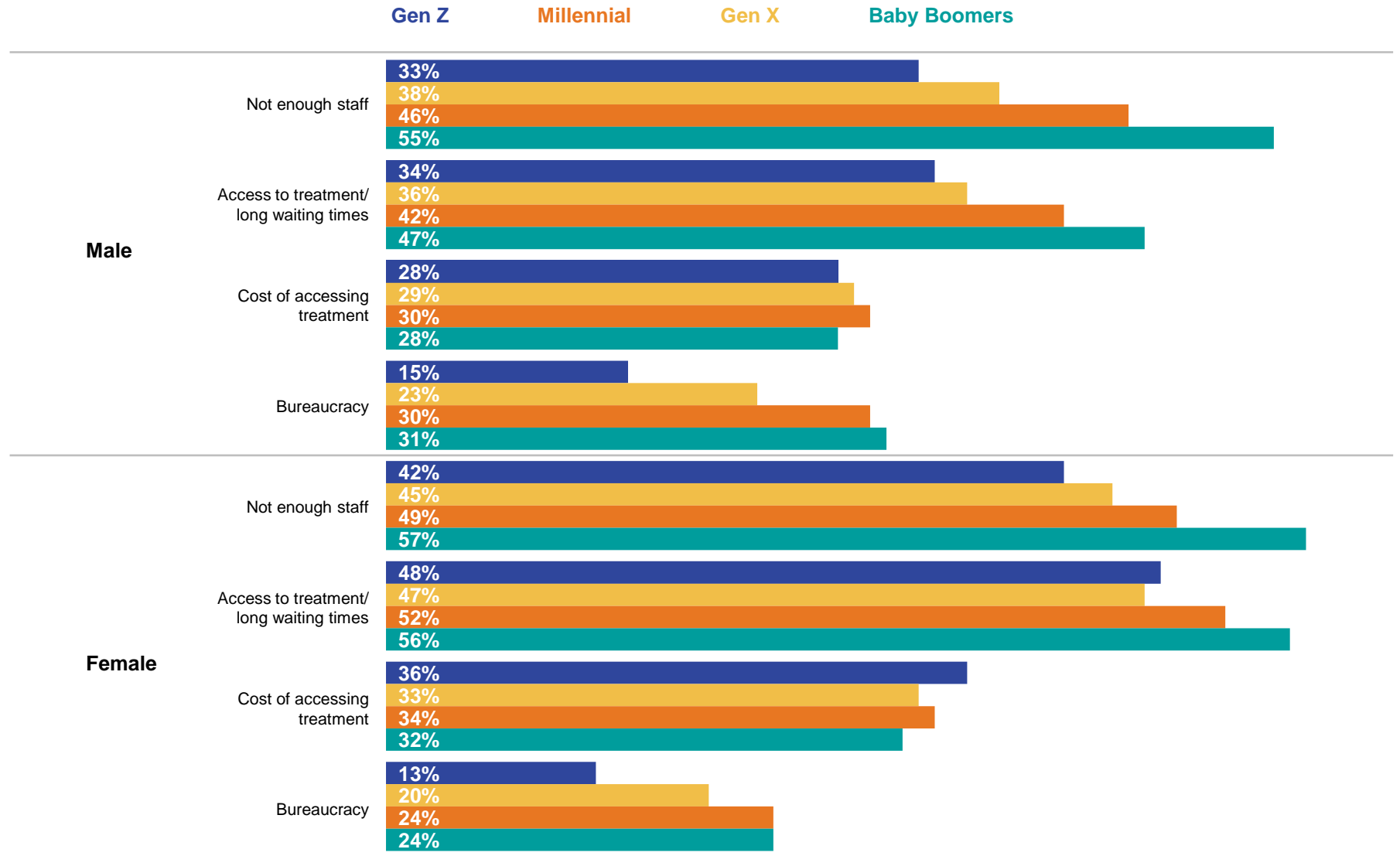
Healthcare challenges

Q: Overall, which of the following, if any, do you see as the biggest problems facing the healthcare system in your country?

Global Country average



[Click here to return](#)



Base: 23,274 adults in 31 countries, July 21 – August 4, 2023. The sample in India consists of approximately 2,200 individuals, of whom approximately 1,800 were interviewed face-to-face and 400 were interviewed online. Samples in Brazil, Chile, Colombia, Indonesia, Ireland, Malaysia, Mexico, Peru, Singapore, South Africa, Thailand, and Turkey are more urban, more educated, and/or more affluent than the general population. The survey results for these countries should be viewed as reflecting the views of the more “connected” segment of their population. The “Global Country Average” reflects the average result for all the countries where the survey was conducted.



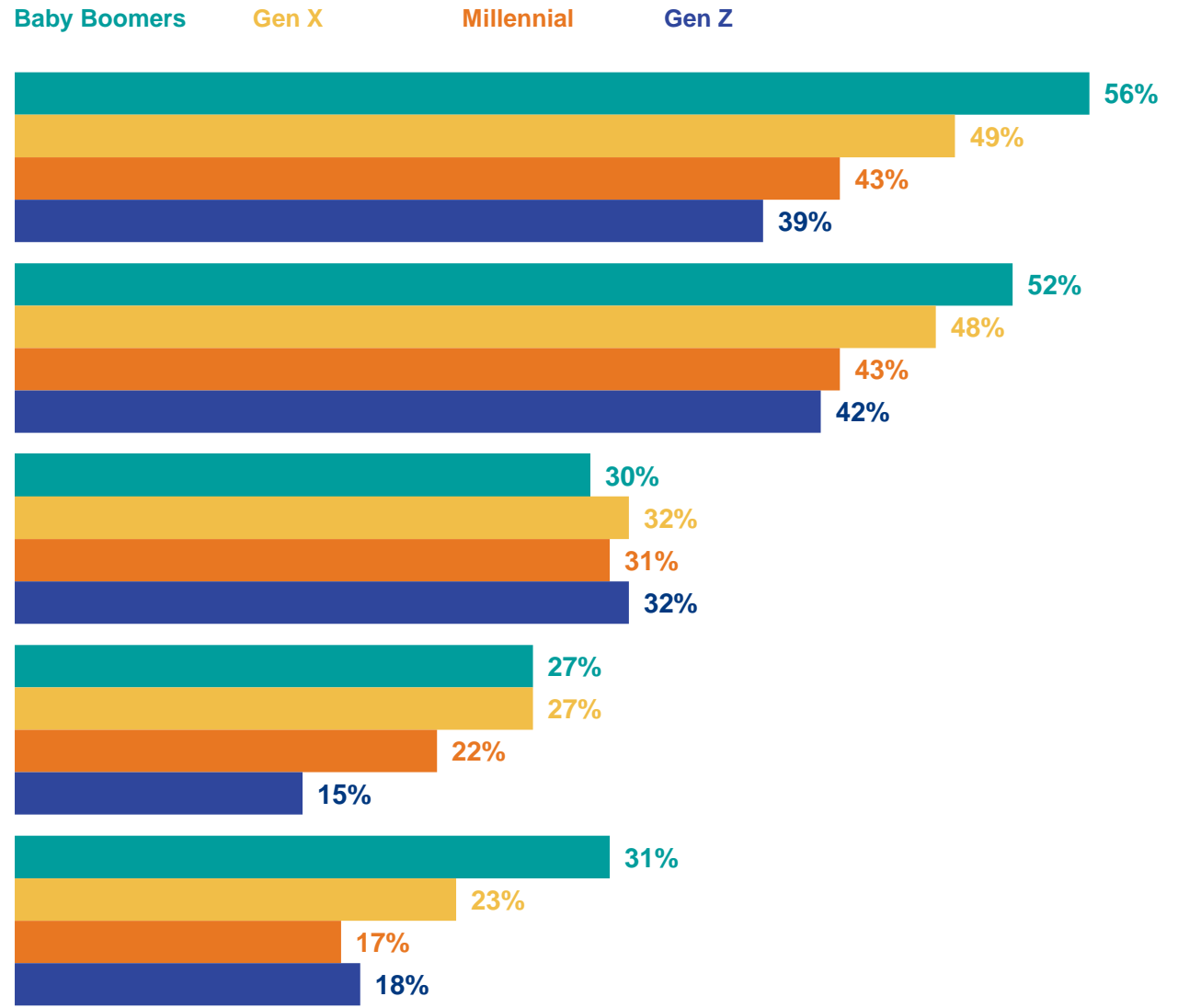


Overall, which of the following, if any, do you see as the biggest problems facing the healthcare system in your country?

Global Country average



[Click here for the generational data by gender](#)



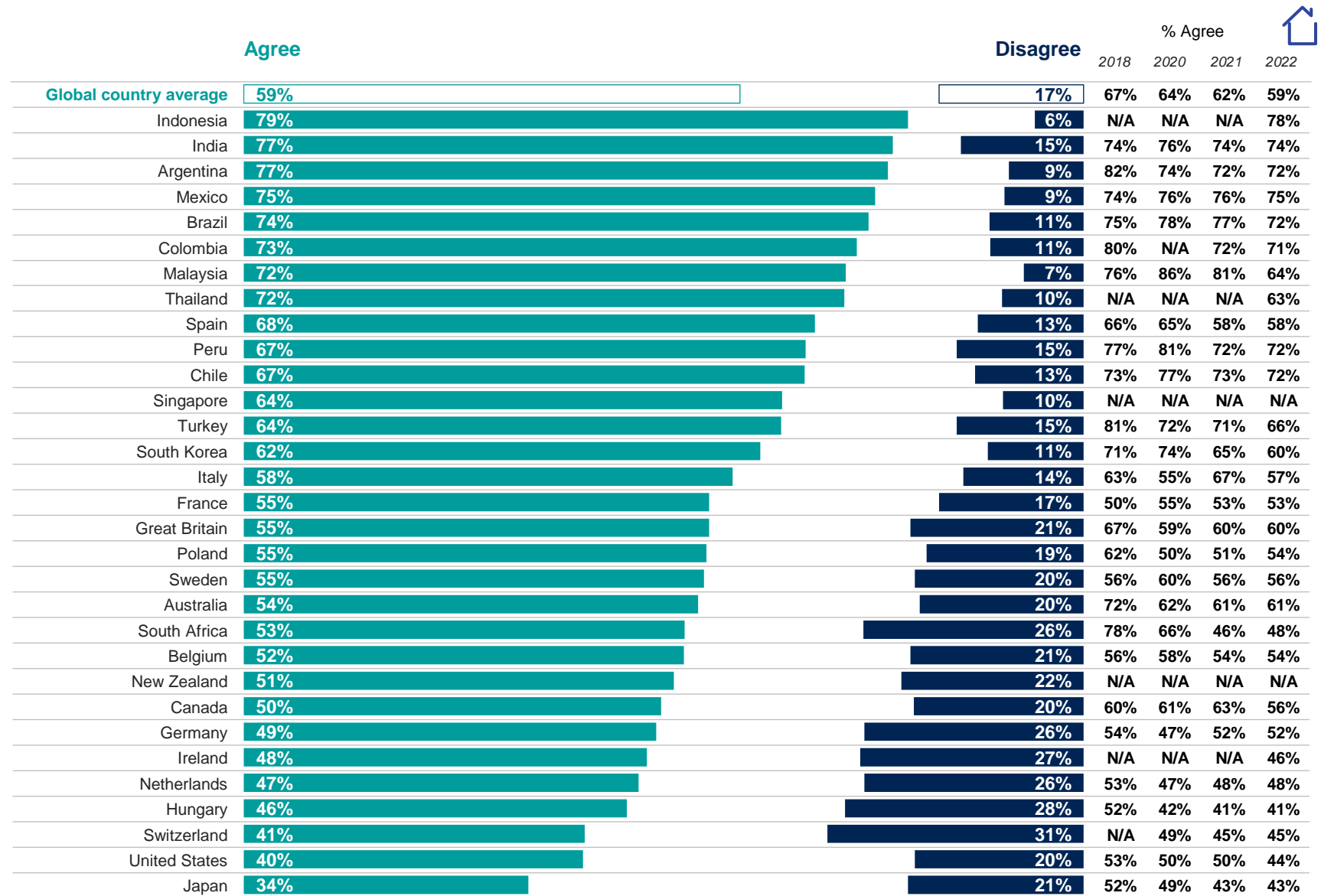
Base: 23,274 adults in 31 countries, July 21 – August 4, 2023. The sample in India consists of approximately 2,200 individuals, of whom approximately 1,800 were interviewed face-to-face and 400 were interviewed online. Samples in Brazil, Chile, Colombia, Indonesia, Ireland, Malaysia, Mexico, Peru, Singapore, South Africa, Thailand, and Turkey are more urban, more educated, and/or more affluent than the general population. The survey results for these countries should be viewed as reflecting the views of the more “connected” segment of their population. The “Global Country Average” reflects the average result for all the countries where the survey was conducted.



Compulsory vaccinations

Q: Vaccinating against serious infectious diseases should be compulsory.

To what extent do you agree or disagree with this statement?



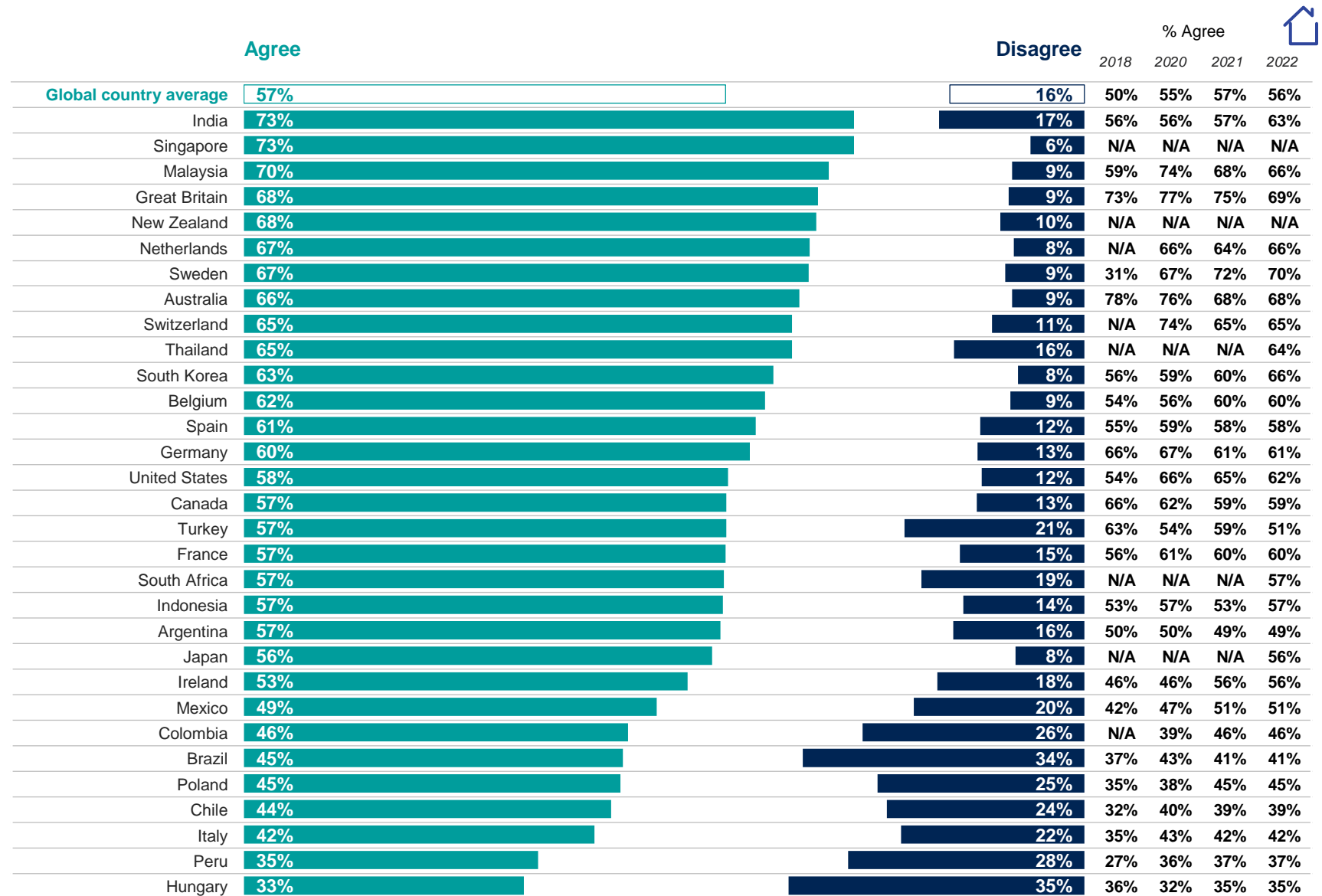
Base: 23,274 adults in 31 countries, July 21 – August 4, 2023. The sample in India consists of approximately 2,200 individuals, of whom approximately 1,800 were interviewed face-to-face and 400 were interviewed online. Samples in Brazil, Chile, Colombia, Indonesia, Ireland, Malaysia, Mexico, Peru, Singapore, South Africa, Thailand, and Turkey are more urban, more educated, and/or more affluent than the general population. The survey results for these countries should be viewed as reflecting the views of the more “connected” segment of their population. The “Global Country Average” reflects the average result for all the countries where the survey was conducted.



Healthcare information

Q: In my country, information about how to look after my health is readily available when I need it.

To what extent do you agree or disagree with this statement?

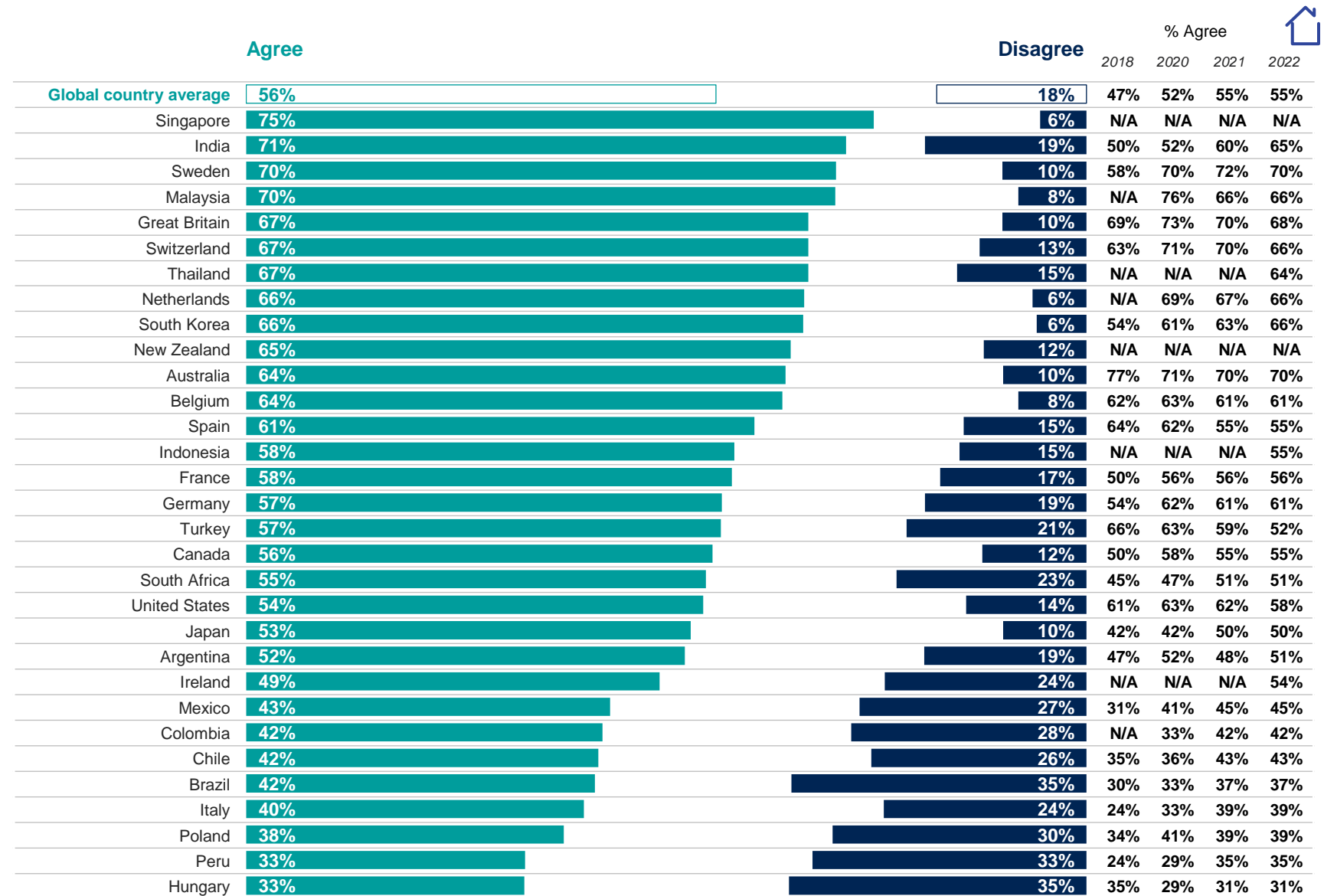


Base: 23,274 adults in 31 countries, July 21 – August 4, 2023. The sample in India consists of approximately 2,200 individuals, of whom approximately 1,800 were interviewed face-to-face and 400 were interviewed online. Samples in Brazil, Chile, Colombia, Indonesia, Ireland, Malaysia, Mexico, Peru, Singapore, South Africa, Thailand, and Turkey are more urban, more educated, and/or more affluent than the general population. The survey results for these countries should be viewed as reflecting the views of the more “connected” segment of their population. The “Global Country Average” reflects the average result for all the countries where the survey was conducted.

Health service information

Q: In my country, information about healthcare services is readily available when I need it.

To what extent do you agree or disagree with this statement?



Base: 23,274 adults in 31 countries, July 21 – August 4, 2023. The sample in India consists of approximately 2,200 individuals, of whom approximately 1,800 were interviewed face-to-face and 400 were interviewed online. Samples in Brazil, Chile, Colombia, Indonesia, Ireland, Malaysia, Mexico, Peru, Singapore, South Africa, Thailand, and Turkey are more urban, more educated, and/or more affluent than the general population. The survey results for these countries should be viewed as reflecting the views of the more “connected” segment of their population. The “Global Country Average” reflects the average result for all the countries where the survey was conducted.



Health problems: Global overview

Q: Thinking generally, which of the following, if any, do you see as the biggest health problems facing people in your country today?

	Argentina	Australia	Belgium	Brazil	Canada	Chile	Colombia	France	Germany	Great Britain	Hungary	India	Indonesia	Ireland	Italy	Japan	Malaysia	Mexico	Netherlands	New Zealand	Peru	Poland	Singapore	South Africa	South Korea	Spain	Sweden	Switzerland	Thailand	Turkey	United States
Mental health	47%	60%	37%	52%	61%	66%	51%	35%	52%	53%	24%	19%	38%	58%	32%	18%	41%	21%	45%	59%	45%	41%	46%	39%	44%	61%	67%	48%	35%	32%	53%
Cancer	24%	31%	57%	38%	38%	38%	41%	57%	37%	47%	40%	59%	22%	50%	57%	42%	24%	29%	53%	35%	46%	49%	38%	24%	26%	53%	34%	38%	27%	44%	29%
Stress	39%	21%	34%	29%	22%	33%	38%	36%	29%	15%	33%	15%	28%	18%	31%	37%	21%	27%	26%	17%	35%	37%	35%	24%	44%	33%	38%	39%	37%	40%	18%
Obesity	30%	24%	27%	20%	21%	49%	21%	30%	27%	34%	24%	14%	13%	26%	18%	7%	29%	62%	36%	26%	27%	22%	15%	9%	16%	28%	29%	19%	12%	20%	30%
Drug abuse	41%	21%	25%	36%	30%	31%	39%	20%	17%	15%	16%	14%	26%	28%	7%	4%	21%	23%	17%	25%	19%	8%	4%	52%	19%	15%	18%	16%	23%	31%	34%
Diabetes	17%	11%	12%	17%	10%	21%	23%	16%	11%	12%	18%	35%	32%	8%	12%	8%	28%	63%	14%	11%	35%	17%	27%	18%	12%	9%	10%	8%	18%	13%	12%
Alcohol abuse	20%	17%	20%	17%	12%	17%	19%	18%	18%	10%	32%	26%	11%	22%	20%	1%	10%	21%	13%	21%	18%	29%	2%	49%	7%	14%	16%	16%	6%	13%	11%
Heart disease	16%	17%	16%	19%	12%	7%	16%	6%	16%	19%	17%	39%	25%	15%	25%	2%	23%	9%	11%	14%	10%	25%	17%	6%	5%	14%	17%	9%	10%	23%	12%
Coronavirus/COVID-19	7%	18%	8%	23%	9%	7%	7%	10%	9%	11%	5%	27%	31%	6%	8%	38%	31%	14%	10%	15%	16%	6%	22%	12%	21%	11%	4%	12%	37%	16%	15%
Smoking	18%	8%	15%	4%	5%	6%	10%	20%	10%	11%	17%	20%	21%	8%	21%	4%	25%	8%	9%	12%	7%	14%	11%	8%	10%	17%	10%	15%	10%	20%	7%
Dementia	2%	12%	9%	3%	7%	3%	2%	4%	8%	18%	6%	5%	1%	12%	10%	20%	1%	2%	21%	8%	2%	4%	17%	1%	18%	8%	6%	12%	4%	4%	6%
Sexually transmitted diseases (STD)	7%	1%	2%	6%	3%	5%	8%	1%	2%	2%	1%	2%	11%	2%	2%	4%	2%	3%	1%	1%	8%	2%	1%	18%	1%	3%	1%	2%	3%	2%	4%
Hospital superbugs	2%	3%	3%	3%	2%	1%	2%	3%	7%	2%	14%	2%	0%	2%	12%	1%	0%	0%	3%	2%	4%	7%	1%	1%	3%	2%	2%	2%	1%	3%	1%

Base: 23,274 adults in 31 countries, July 21 – August 4, 2023. The sample in India consists of approximately 2,200 individuals, of whom approximately 1,800 were interviewed face-to-face and 400 were interviewed online. Samples in Brazil, Chile, Colombia, Indonesia, Ireland, Malaysia, Mexico, Peru, Singapore, South Africa, Thailand, and Turkey are more urban, more educated, and/or more affluent than the general population. The survey results for these countries should be viewed as reflecting the views of the more “connected” segment of their population. The “Global Country Average” reflects the average result for all the countries where the survey was conducted.



Health challenges: Global overview

Q: Overall, which of the following, if any, do you see as the biggest problems facing the healthcare system in your country?



[Click here to return](#)

	Argentina	Australia	Belgium	Brazil	Canada	Chile	Colombia	France	Germany	Great Britain	Hungary	India	Indonesia	Ireland	Italy	Japan	Malaysia	Mexico	Netherlands	New Zealand	Peru	Poland	Singapore	South Africa	South Korea	Spain	Sweden	Switzerland	Thailand	Turkey	United States
Not enough staff	34%	52%	61%	25%	60%	40%	21%	75%	64%	57%	60%	26%	19%	58%	50%	46%	45%	28%	65%	64%	27%	29%	45%	41%	41%	57%	72%	58%	44%	39%	34%
Access to treatment/long waiting times	49%	44%	45%	44%	51%	63%	60%	39%	45%	47%	65%	27%	46%	51%	57%	24%	50%	50%	37%	50%	50%	66%	40%	43%	28%	51%	58%	17%	46%	51%	27%
Cost of accessing treatment	35%	38%	35%	24%	16%	47%	35%	25%	19%	12%	22%	29%	59%	32%	20%	35%	45%	33%	27%	33%	35%	33%	46%	29%	23%	11%	8%	43%	28%	38%	54%
Bureaucracy	38%	16%	13%	29%	22%	31%	34%	21%	36%	19%	17%	15%	32%	20%	26%	9%	16%	34%	32%	15%	38%	27%	7%	10%	17%	25%	25%	24%	27%	18%	21%
Ageing population	4%	27%	30%	9%	30%	9%	4%	28%	23%	28%	15%	29%	5%	20%	21%	53%	15%	3%	37%	20%	3%	25%	51%	8%	53%	24%	22%	30%	17%	15%	16%
Lack of investment in preventative health	32%	17%	15%	43%	15%	28%	39%	18%	19%	20%	23%	19%	18%	17%	19%	11%	14%	36%	15%	16%	32%	24%	9%	20%	15%	30%	17%	13%	10%	18%	16%
Lack of investment	40%	13%	13%	40%	12%	19%	30%	26%	14%	35%	13%	21%	6%	22%	29%	6%	12%	28%	9%	18%	29%	11%	6%	14%	8%	40%	12%	8%	12%	18%	8%
Poor quality treatment	11%	13%	8%	29%	12%	15%	22%	7%	14%	9%	21%	30%	37%	14%	14%	6%	19%	26%	7%	11%	27%	36%	7%	40%	6%	7%	13%	8%	24%	32%	19%
Lack of choice	7%	8%	7%	9%	6%	10%	11%	6%	6%	6%	7%	21%	9%	5%	6%	8%	15%	9%	6%	6%	7%	8%	5%	9%	9%	6%	6%	5%	12%	7%	11%
Poor safety	8%	6%	7%	9%	4%	8%	8%	10%	6%	6%	2%	21%	13%	4%	9%	6%	9%	12%	4%	4%	11%	7%	3%	14%	7%	7%	5%	6%	15%	12%	6%
Low standards of cleanliness	6%	4%	5%	6%	3%	2%	3%	5%	5%	5%	10%	27%	14%	5%	6%	1%	11%	9%	5%	3%	6%	4%	4%	22%	4%	4%	3%	5%	10%	8%	5%

Base: 23,274 adults in 31 countries, July 21 – August 4, 2023. The sample in India consists of approximately 2,200 individuals, of whom approximately 1,800 were interviewed face-to-face and 400 were interviewed online. Samples in Brazil, Chile, Colombia, Indonesia, Ireland, Malaysia, Mexico, Peru, Singapore, South Africa, Thailand, and Turkey are more urban, more educated, and/or more affluent than the general population. The survey results for these countries should be viewed as reflecting the views of the more “connected” segment of their population. The “Global Country Average” reflects the average result for all the countries where the survey was conducted.





Methodology

These are the results of a 31-country survey conducted by Ipsos on its Global Advisor online platform and, in India, on its IndiaBus platform, between Friday, July 21 and Friday, August 4, 2023. For this survey, Ipsos interviewed a total of 23,274 adults aged 18 years and older in India, 18-74 in Canada, Republic of Ireland, Malaysia, New Zealand, South Africa, Turkey, and the United States, 20-74 in Thailand, 21-74 in Indonesia and Singapore, and 16-74 in all other countries.

The sample consists of approximately 1,000 individuals each in Australia, Brazil, Canada, France, Germany, Great Britain, Italy, Japan, New Zealand, Singapore, Spain, and the U.S., and 500 individuals each in Argentina, Belgium, Chile, Colombia, Hungary, Indonesia, Ireland, Malaysia, Mexico, the Netherlands, Peru, Poland, South Africa, South Korea, Sweden, Switzerland, Thailand, and Turkey.

The sample in India consists of approximately 2,200 individuals, of whom approximately 1,800 were interviewed face-to-face and 400 were interviewed online.

Samples in Argentina, Australia, Belgium, Canada, France, Germany, Great Britain, Hungary, Italy, Japan, the Netherlands, New Zealand, Poland, South Korea, Spain, Sweden, Switzerland, and the U.S. can be considered representative of their general adult populations under the age of 75.

Samples in Brazil, Chile, Colombia, Indonesia, Ireland, Malaysia, Mexico, Peru, Singapore, South Africa, Thailand, and Turkey are more urban, more educated, and/or more affluent than the general population. The survey results for these countries should be viewed as reflecting the views of the more “connected” segment of their population.

India’s sample represents a large subset of its urban population — social economic classes A, B and C in metros and tier 1-3 town classes across all four zones.

The data is weighted so that the composition of each country’s sample best reflects the demographic profile of the adult population according to the most recent census data.

“The Global Country Average” reflects the average result for all the countries and markets in which the survey was conducted. It has not been adjusted to the population size of each country or market and is not intended to suggest a total result.

When percentages do not sum up to 100 or the ‘difference’ appears to be +/-1 percentage point more/less than the actual result, this may be due to rounding, multiple responses, or the exclusion of “don’t know” or not stated responses.

The precision of Ipsos online polls is calculated using a credibility interval with a poll where N=1,000 being accurate to +/- 3.5 percentage points and of where N=500 being accurate to +/- 5.0 percentage points. For more information on Ipsos’ use of credibility intervals, please visit the Ipsos website.

The publication of these findings abides by local rules and regulations.

ABOUT IPSOS

Ipsos is the third largest market research company in the world, present in 90 countries and employing more than 18,000 people.

Our research professionals, analysts and scientists have built unique multi-specialist capabilities that provide powerful insights into the actions, opinions and motivations of citizens, consumers, patients, customers or employees. We serve more than 5000 clients across the world with 75 business solutions.

Founded in France in 1975, Ipsos is listed on the Euronext Paris since July 1st, 1999. The company is part of the SBF 120 and the Mid-60 index and is eligible for the Deferred Settlement Service (SRD).

ISIN code FR0000073298, Reuters ISOS.PA, Bloomberg IPS:FP

www.ipsos.com



GAME CHANGERS

In our world of rapid change, the need of reliable information to make confident decisions has never been greater.

At Ipsos we believe our clients need more than a data supplier, they need a partner who can produce accurate and relevant information and turn it into actionable truth.

This is why our passionately curious experts not only provide the most precise measurement, but shape it to provide True Understanding of Society, countries and People.

To do this we use the best of science, technology and know-how and apply the principles of security, simplicity, speed and substance to everything we do.

So that our clients can act faster, smarter and bolder.

Ultimately, success comes down to a simple truth:

You act better when you are sure.

“**Game Changers**” – our tagline – summarises our ambition to help our clients to navigate more easily our deeply changing world.

