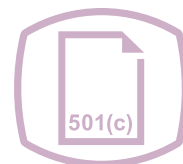


# Tax-Exempt Organizations' Unrelated Business Income Tax, Tax Year 2017



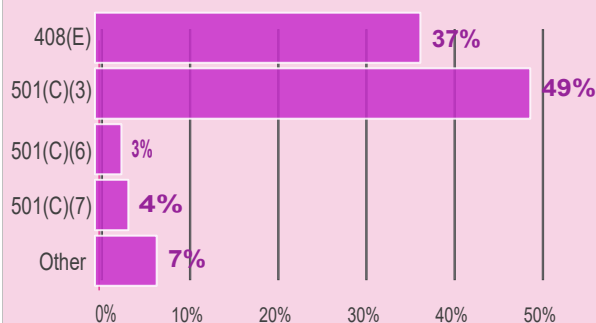
The Statistics of Income (SOI) Division collects data from a sample of Form 990-T, Exempt Organization Business Income Tax Return (and proxy tax under section 6033(e)) filed by organizations described in Internal Revenue Code sections 220(e), 401(a), 408(e), 408A, 501(c)(2)-(27), 529(a), and 530(a).

Exempt organizations file Form 990-T to report unrelated business income, compute unrelated business income tax liability, report proxy tax liability, claim a refund of income tax paid by a regulated investment company (RIC) or a real estate investment trust (REIT) on undistributed long-term capital gains. Form 990-T is used to request a credit for certain federal excise taxes paid or for small employer health insurance premiums paid, and report unrelated business income tax on reinsurance entities.

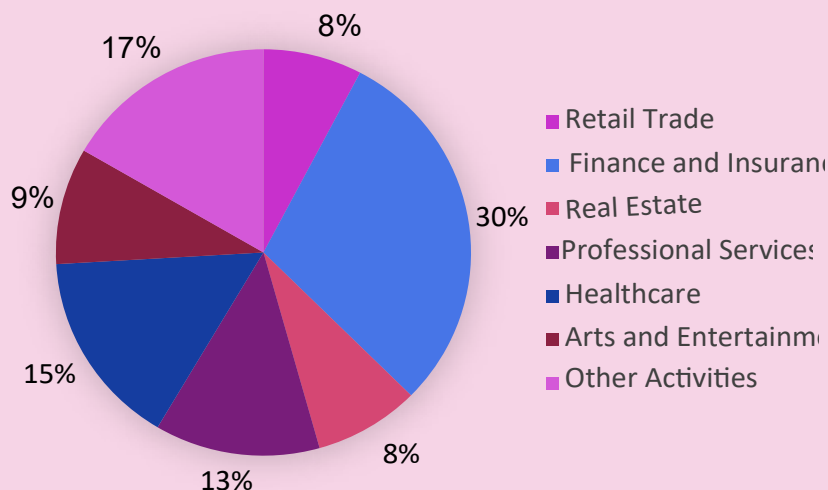
## Highlights of the Data

- More than 80,000 exempt organizations filed a 2017 Form 990-T, reporting a total of \$15.4 billion in taxable income and generating \$871.4 million in tax.
- Finance and insurance were the largest categories of activity at \$4.6 billion out of the total \$15.4 billion in unrelated business income.
- Over half of all organizations that were required to file Form 990-T did not report unrelated business income tax liability after subtracting deductions from gross unrelated business income.
- Charitable organizations, exempt under Internal Revenue Code section 501(c)(3), were the most common Form 990-T filers.

Number of Returns as a Percentage, Filed by Subsection Code, Tax Year 2017



## Tax Year 2017 Unrelated Business Income, Top Income Categories



Exempt Organization Tax Statistics

