


THE **MAGAZINE**



POSTERS



ACTIVITIES



COMICS



COOL CREATIONS

WELCOME TO ISSUE 2!

✓ TO-DO LIST:

Welcome to the LEGO® Life Magazine where creativity is blooming! Just keep turning the pages to discover many activities. Where will you go first?

BUILD YOUR NEW HOUSE.



DISCOVER MONKIE KID'S POWERS.



GO ON A SAFARI.



READ THE LATEST MAX COMIC.



DAFFODILS

ROSES

HI, I'M VALENTINA! LET'S EXPLORE THE MAGAZINE TOGETHER. JOIN ME AND MAX IN THE WORLD OF FUN! INVITE YOUR FRIENDS TOO!

DID YOU KNOW THAT WORMS ARE OLDER THAN DINOS?

HI, I'M MAX. THERE'S SO MUCH TO DO IN THIS ISSUE! COME ALONG ON ADVENTURES, FIND INSPIRATION FOR YOUR NEXT CREATIONS, AND TRY ALL OF THE ACTIVITIES!

THE ADVENTURES OF MAX





LOVE THE WAY YOU BUILD

We all love to play and build, and there are as many ways to build as there are people in the world! **Page 24** introduces you to a LEGO® creator and the way they love to build – you will meet different creators in your next magazines too!

We also want to make sure the magazine is loved by as many of you as possible, so with the help of the experts at Special Networks we've been making some small changes that may make a big difference for some of you (like numbering comics to make them easier to follow).

Enjoy the magazine!



LEGO® Life Magazine

For information about LEGO® Life visit [LEGO.com/life](https://www.lego.com/life)

For questions about your membership visit [LEGO.com/service](https://www.lego.com/service)



LEGO Life Magazine

PO Box 3384
Slough SL1 0BJ
00800 5346 5555



LEGO Life Australia

PO Box 856
North Ryde BC, NSW, 1670
Freecall 1800 823757

(UK/AU/NZ)

LEGO, the LEGO logo, the Minifigure, DREAMZzz, NINJAGO, the FRIENDS logo and the Brick and Knob configurations are trademarks of the LEGO Group. ©2024 The LEGO Group.



LEGO Life New Zealand

B:Hive, Smales Farm Level 4
72 Taharoto Rd
Takapuna
Auckland 0622
New Zealand



ARE YOU PUZZLED?

Activity pages are marked with bricks that tell you if the activity is easy, tricky, or somewhere in-between. Try them all and see how you do! **Need help? Answers are on page 27.**


 **LEVEL 1**
Easy

 **LEVEL 2**
In-between

 **LEVEL 3**
Hard

THE BIGGEST PLANT





ENCHANTED MARKETPLACE



A lot is happening at the fairytale market! Tiana wants to trade the food from her restaurant for Ariel's map. Cinderella, who makes dresses, would like to stay at Aurora's Bed & Breakfast.

CONNECT THE SHOPS

The roads have been magically mixed up! Pick your favourite shop and follow the path to connect it with the other places.



**Ariel's
Treasure Shop**



**Cinderella's
Tailor Shop**



**Aurora's
Bed & Breakfast**



**Tiana's
Restaurant**

Need Help?
Find the answer on page 27.

FROG SHELTER



The zombie and the drowned are coming to chase the Swamp Explorer away! Can you make all the preparations before they arrive?



IN AND OUT

Three frogs have been playing hide-and-seek around the house – can you find them all?




FIX IT


The Frog House roof needs fixing. Pick the right one to complete the building.

Do you need some help? Check page 27 for the answers.


1



2



3



ROBOT DANCE-OFF

1 KAI AND COLE ARE TRAINING WHILE WEARING THEIR MECHS AT THE SPINJITZU TRAINING DOJO. BUT THEY'RE ABOUT TO LEARN SOMETHING ELSE TOO...

ARGH!

THIS IS HOW IT'S DONE!

2 LET'S GO AGAIN!

3 I'M SURE I CAN DO BETTER THIS TIME!

WOBBLE

WOBBLE

4 LET'S MAKE IT A BIT MORE INTERESTING! HOW ABOUT SHOWING OFF SOME COOL DANCE MOVES?
CLICK
CLICK

5 CRACK!
WHAT'S HAPPENING? SOMEONE ELSE IS MAKING MY MECH DANCE!

6 SWOOSH!
DID EMPRESS BEATRIX HACK OUR MECHS OR IS IT...

7 I KNEW YOU COULD FIGHT BUT DIDN'T KNOW YOU COULD DANCE!
NEITHER DID WE, HA HA!
SORA?! IT WAS YOU PLAYING WITH OUR MECHS!
TAP!

UNDERWATER ADVENTURES



Look for hidden treasure with Dorrie and LEGO® Mario™. Be careful, Blooper and Cheep Cheep will be getting in your way as you get closer!

DIVE WITH LEGO® MARIO™!

Follow the pattern to reach the chest. You can move up, down or sideways.

Need Help? Turn to page 27.



START →



FINISH ↓

NEW!



DRAGON'S MISCHIEF

Hagrid™ has secretly raised a baby dragon called Norbert and now the dragon is causing havoc in his hut! Can you help tidy up before Draco Malfoy™ finds out?

WIZARDING WORLD and all related trademarks, characters, names, and indicia are © & ™ Warner Bros. Entertainment Inc. Publishing Rights © J.K.R.



HELPING HAGRID™

Norbert made a mess in the hut above. But did he do all of the things from the pictures in the circles? Use if the pictures match and if they don't.

Need Help? Find the solutions on page 27.



Did he knock the chair over?



Did he take the umbrella?



Did he open the window?



Did he knock the mug onto the floor?



Did he tilt the picture?



Did he flip the bowl?

RACING NUMBERS



Take control of the LEGO® Technic NEOM McLaren Formula E Race Car. Use its two pull-back engines and steer your way to the finish line!

COUNT IT UP

1. Go to Start to begin the race. Follow the arrows.
2. Do the calculations along the way and write the results in the blank spaces. The correct answers will point you to the right racing lane.
3. Solve all riddles and complete the lap!

Need Help? Find the answers on page 27.



 **START** >>>

 **FINISH** <<<

The minimum weight of the car (including the driver) is set at

$$800 + 40 = \text{-----}$$

kilos.

740
KG

840
KG

5
s

3
s

It can accelerate from 0 to 60 mph in less than

$$10 - 7 = \text{-----}$$

seconds.

It's one of the fastest Formula E cars yet. Its top speed is over

$$150 + 50 = \text{-----}$$

miles per hour.

222
MPH

200
MPH



NEOM



FORMULA E TEAM

THE RING CHASERS




Shadow the Hedgehog is on the run from Dr. Eggman's lab! He needs to race RhinoBot to collect golden rings. Who will gather more rings: Shadow to escape or RhinoBot to seal the portal?


HOW TO PLAY:


This is a game for two players. Prepare:

 **36 LEGO® bricks (2x2 or smaller).** Put one brick on each space with a ring.

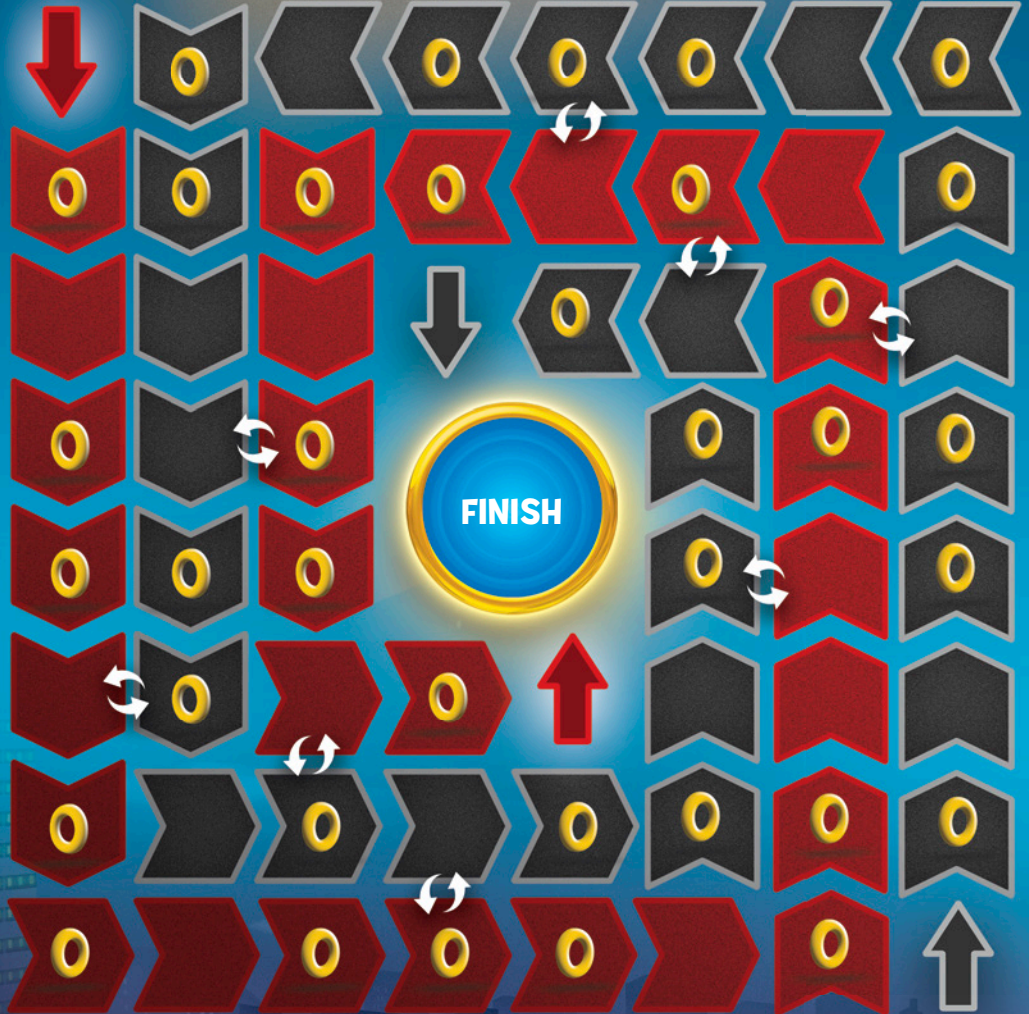
 **One LEGO brick** to use as a dice:

- o Studs up – 1 space
- o Studs down – 2 spaces
- o Sideways – 3 spaces

 **Two LEGO bricks, minifigures or mini-dolls,** one for each player, to use as playing pieces.

- 1 Younger player picks Shadow or RhinoBot and starts. Shadow follows the black path, RhinoBot the red one.
- 2 Roll the LEGO brick and move, then take turns.
- 3 Collect the bricks from the spaces you land on. If you land on  you can swap paths to collect more bricks.
- 4 The player who collects more bricks at the finish wins!

RHINOBOT START



SHADOW START





LEGO Disney

LEGO, the LEGO logo and the Minifigure are trademarks of the LEGO Group. ©2024 The LEGO Group.

©Disney

PlayUnst



LEGO Friends

LEGO, the LEGO logo and the FRIENDS logo are trademarks of the LEGO Group. ©2024 The LEGO Group.

oppable



LEGO, the LEGO logo and the Minifigure are trademarks of the LEGO Group. ©2024 The LEGO Group.

© Nintendo.



LEGO, the LEGO logo and the Minifigure are trademarks of the LEGO Group. ©2024 The LEGO Group.

WIZARDING WORLD and all related trademarks, characters, names, and indicia are © &™ Warner Bros. Entertainment Inc. Publishing Rights © JKR.

NINJAGO

DRAGONS RISING

LEGO





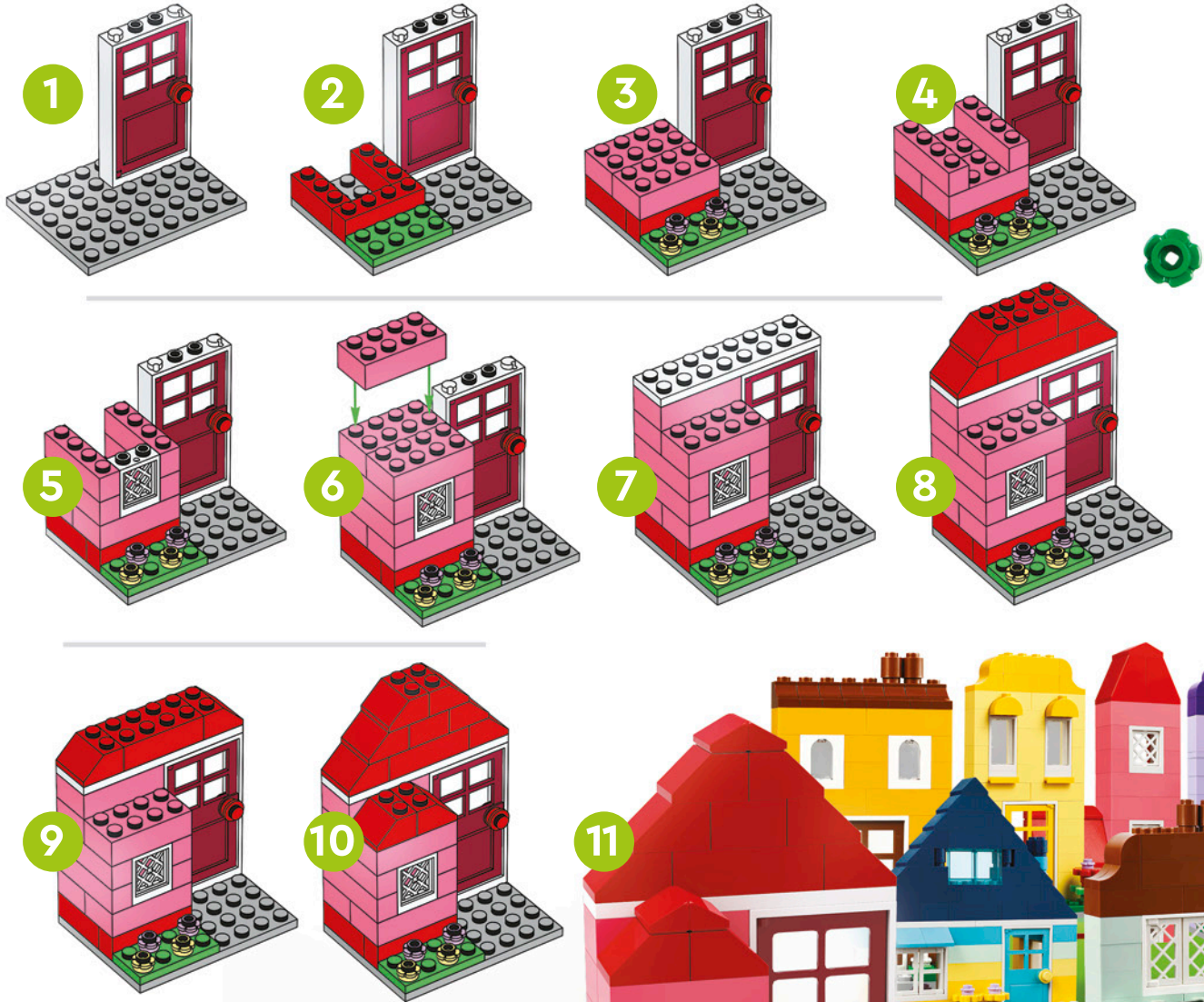
START YOUR TOWN

Every city starts with one building. You can use LEGO® bricks of any shape or colour to build the first house. Why stop there? Keep going and create your own town!



Dear Grown-Ups!

Help by taking a photo of the build and submitting it to Cool Creations. Go to page 20 to find out more.



Look for more inspiring building instructions in the free LEGO® Builder app!



- Zoom in and rotate your model while you build
- Save your sets
- Track your building completion!

Don't forget to ask a grown-up's permission before downloading apps.

MONKIE KID MULTIPLIED



MONKIE KID 悟空 小侠



1 I'M MONKIE KID AND I'VE GOT AWESOME POWERS. I CAN EVEN TURN INTO ANIMALS! I'M STILL LEARNING TO MASTER ALL MY SKILLS.

YOUR DELIVERIES ARE TOO SLOW! CUSTOMERS ARE COMPLAINING!

SORRY, THERE IS ONLY ONE OF ME.

2 DIDN'T MONKEY KING TEACH YOU HOW TO DUPLICATE WITH YOUR HAIR?
I DIDN'T KNOW I COULD DO IT!

3 I'LL TRY IT!
WOW, I REALLY LIKE THIS!

4 THERE ARE MANY OF ME, COOL!
NOW I'LL DELIVER NOODLES IN NO TIME!

5 LATER THAT DAY.
GOOD WORK TODAY. HOW DID YOU DO THIS?
EASY. I CAN DO A LOT OF THINGS. CHECK THIS OUT!

6 AHHH! STOP IT! YOU'RE MAKING A MESS!

7 OOPSIE!
WHO'S GONNA CLEAN THIS UP?
8 I HAVE AN IDEA!

SAFARI TIME!

LEGO CREATOR™

3 IN 1

Get ready to explore the savannah! Watch the majestic animals as they live and play in this grassland. There's so much to discover!



1. LION



2. GIRAFFE



3. FLAMINGO



4. GAZELLE



BECOME A WILDLIFE EXPERT

Can you guess the animal? Read the cool fact and match it to the right creature. Then, place the correct number right below the description.

Need help? Find answers on page 27.

These feathered animals get their bright colour from the food they eat!

Mothers often hide their young in tall grass. Sometimes, they even play hide-and-seek with them!

This animal is called "The King of Animals" and has a fierce roar! You can hear it from up to 5 miles (8 km) away.

It's the world's tallest land animal. An adult male can grow to around 5.5 metres (18 ft).

COOL CREATIONS

Do you have an **AWESOME BUILD** you would like to share with other builders?

SEND US YOUR PHOTO!

- 1 Have a photo taken of you with your build. You might see it on this page in a future issue.
- 2 Ask a parent or guardian to go to LEGO.com/magazine to send in your photo.
- 3 Max and Valentina love getting your letters! You can send us a story about your model, how you built it, what's going on in the scene, or whatever you like!

WHAT DO YOU LIKE TO BUILD AND WHY? TELL US IN YOUR LETTERS. WE WANT TO KNOW! AND DON'T FORGET TO SEND US PICTURES OF YOUR FANTASTIC CREATIONS. WE LOVE SEEING THEM!

THANKS EVERYONE FOR SENDING IN YOUR AMAZING CREATIONS, INCLUDING MARY, JAKE, HUBERT AND VICTORIA.

GOTHAM CITY™
Francesco, age 8, Italy



Fantastic City of LEGO® Fun
Adrian & Clara, age 5 & 3, Mexico



A Mega Treehouse for My Family
Mattis, age 7, Germany



The LEGO® Fortress
Ethan, age 6, France





Rock Concert
Eduard, age 6,
Austria



Village Shop
Laney May, age 7, United Kingdom




Gadget Tower
Luke, age 6, USA



Summer Garden Party
Olivia, age 9, Germany



My LEGO® Friends
Mikki, age 7, Australia



The Ultimate Space Station
Tanner, age 10, USA



Glass House
Aadhinarayanan,
age 6, Australia



Lloyd's House
Stéphane, age 7, France



My Ninja Car
Stan, age 6,
Netherlands



Anna's Dream Castle
Sara, age 9, Switzerland



Alessandro's LEGO® Town
Alessandro, age 6, Canada



Flower Pots
Maxime, age 8, France

Rebuild the world™

TACO TRAP

1

PATROLLING THE DREAM WORLD,
IZZIE SPOTS TROUBLE...

OH NO, THE RIFT
IS OPEN! THE
DREAM CREATURES
MIGHT ESCAPE!

2

MEANWHILE IN THE WAKING WORLD...

HEY LOGAN!
WAS THAT YOUR
STOMACH OR
THUNDER?

HAHA, MY
STOMACH IS
RUMBLING LIKE A
THUNDERSTORM!

RUMBLE...
RUMBLE...

3

RUMBLE...

DID YOU HEAR THAT?
I DON'T THINK IT'S
LOGAN...

4

WHOA!

WHAT'S
HAPPENING?

GOTCHA!

5

THESE ARE
PEOPLE'S DREAM
CREATURES! THEY
DON'T BELONG
HERE.

THE RIFT MUST
BE OPEN! WE
HAVE TO DO
SOMETHING!

I'VE GOT AN
IDEA!
WE JUST
NEED SOME
OLD TACOS.

6

HEY, SNEAK!

7

DO I SMELL
TACOS?

8



HELP US FIND THE DREAM CREATURES AND ALL THE OLD TACOS WILL BE YOURS.

WE WILL GO TO FIND THE RIFT.

9

WATCH THE SERIES ON
kids.LEGO.com



IT'S WORKING!

THEY ARE FOLLOWING THE SMELL.

10



THIS WAY!

THROW THE TACO INSIDE, SNEAK!

11




CATCH!

I THINK WE SAVED THE DAY!

NICE! THEY'RE FOLLOWING THE BAIT.

12

A BIT LATER.



HOW CAN YOU EAT THOSE?

YIKES! I GOT THE WRONG TACO!

MMMM!

MR. OZ, WHAT ARE YOU LOOKING AT?


13

OH NO! RAVEN FOOTPRINTS! IT LOOKS LIKE WE'VE BEEN INVADED.

LOVE THE WAY YOU BUILD



Hi, I'm Allyson Gail, a dog-loving, music-making, autistic LEGO® creator. Let me show you my unique LEGO builds to hopefully inspire you to build how YOU want.



I find inspiration in surprising places

I love recreating what's around me. For example, my fridge is not a normal fridge... it's filled with food that I recreated from LEGO® bricks!

I add faces to tell unexpected stories

Sometimes I think about my food builds as characters, so I add faces to make them come to life... like this avocado monster!

What food build could you turn into a character?




I find new ways to use my LEGO® bricks

I love thinking of ways to use fun parts for things they're NOT supposed to be. The olives on this pizza build are actually LEGO® tyres!

How could you use your favourite LEGO piece in a new way?

I like making mistakes and experimenting

The more mistakes I make, the better I build, because it makes me think of different solutions. And if I get stuck, I take a little break to let my brain reset.



I think we should all build how we want

My top tip to all builders is: don't build what other people want, love the way you think and create whatever YOU want!

What would you love to build next?



Discover more of Allyson's creations!
LEGO.com/allyson-builds



LET'S DECORATE!



NEW!

Julian and Marshal are inspired by Rosie's awesome house. Now they want something just as cool! Can you help them?



TOM NOOK

ROSIE


BECOME A DESIGNER!

Which character will you create a new house for? Design it with the elements found in Rosie's house or Nook's Cranny. Remember, some need a lot of space! You can draw or use the numbers.

THIS HOUSE BELONGS TO



HINT: Look at the studs below the images.



Radio



Table



Cooker



Houseplant



Armchair



Bed



THE FRIENDSHIP GAME

Join in the fun with friends! Race around Olly's and Paisley's homes and end the game in their treehouse. Don't forget to complete the tasks on your way. Are you ready? Gather your friends and let's go!



HOW TO PLAY



Each player picks a **LEGO® brick, a minifigure or a mini-doll figure** and places it on the **START** space, as a playing piece.

Use a LEGO brick as a dice, throw it to move:



Studs up
- 1 space



Studs down
- 2 spaces



Sideways
- 3 spaces

Need help with some tasks?
Find the answers on page 27.

- 1 The youngest player starts.
- 2 Throw the brick, move, and follow the instructions.
- 3 The player on the left goes next.
- 4 The first player to reach the treehouse wins!

FINISH

NOW BUILD YOUR OWN LEGO® TREEHOUSE WITH YOUR FRIENDS!



START

MAKE A DANCE MOVE WITH LIANN, THEN
MOVE 1 SPACE



YOU FOUND OLLY AND PAISLEY'S TREEHOUSE PLAN!
MOVE 2 SPACES




OLLY TAKES A PHOTO OF YOU.
WAIT 1 TURN



SING A SONG WITH PAISLEY.
MOVE 1 SPACE



LEGO® | Disney, p. 6:



LEGO Minecraft®, p. 7:



LEGO® Super Mario™, p. 9:



LEGO Harry Potter™, p. 10:



LEGO Technic, p. 11:
200, 3, 840

LEGO Creator, p. 19:



LEGO Friends, p. 26, 27:





ZAC PLAYS A TRICK ON YOU.

MOVE BACK 2



YOU PLAY A GAME WITH NOVA.

WAIT 1 TURN

YOU PLAY FOOTBALL WITH LEO.

MOVE 1 SPACE



FIND THE RABBIT.

MOVE 1 SPACE



IT'S LEY-LA'S SHOW!

WAIT 1 TURN

YOU FOUND OLLY'S DESIGNS!

MOVE 2 SPACES



YOU RECEIVED LETTERS FROM FRIENDS!

WAIT 1 TURN



FIND THE CAT.

MOVE 1 SPACE

LEO BROUGHT YOU A PIZZA!

WAIT 1 TURN

TELL YOUR FRIENDS A FUNNY STORY.

MOVE 1 SPACE

Next issue of the LEGO® Life Magazine out in July!

Hi Max, I'm Laura and I am seven years old from the United Kingdom; I love building LEGO® sets. I recently put together the Fox Lodge set from the LEGO Minecraft® range. I really enjoyed putting the set together; as there were lots of animals, I had so much fun!

Hi Max, I built a LEGO® city for you. There are carpenters building and construction workers hanging upside down! And there's a dinosaur walking through the city! But don't worry, it's a friendly dinosaur!

Jake



HI LAURA!
IT'S GREAT THAT YOU LOVE ANIMALS. I LOVE THEM TOO! AND I'M SURE YOUR BUILD WAS IMPRESSIVE. CHECK PAGE 20 ON HOW TO SHARE YOUR CREATIONS WITH US!

WOW JAKE,
THAT'S A REALLY AMAZING CITY YOU BUILT! THAT FRIENDLY DINO IS SUPER COOL! REMEMBER, WE LOVE RECEIVING YOUR LETTERS. KEEP SENDING THEM!

ROARRR!!!