

THE **MAGAZINE**



NEW LEGO® MODELS



COMICS



ACTIVITIES



COOL CREATIONS

JUL - OCT | 2024

WELCOME TO ISSUE 3!



TO DO LIST:

Welcome to the LEGO® Life Magazine. Let's travel to the stars together! We'll discover new worlds and make new friends. All you have to do is keep turning pages!

READ THE EXCLUSIVE NINJAGO STORY!



EXPLORE THE UNIVERSE.



CHECK WHERE MAX AND VALENTINA TRAVELLED.



DOES THAT COMET LOOK LIKE A PIZZA OR AM I JUST HUNGRY?



HI, IT'S MAX! WE HAVE PREPARED SO MUCH COOL STUFF FOR YOU IN THIS ISSUE. THERE ARE MAZES, COMICS AND ALL SORTS OF FUN GAMES!





I'M VALENTINA AND I AM SO EXCITED FOR OUR EXCLUSIVE NINJAGO® STORY ABOUT WYLDFYRE'S AWESOME ADVENTURE.

THIS CONSOLE ISN'T WORKING!



GLARBAX ZORBES. [YES IT IS. I'M DIZZY!]

THE ADVENTURES OF MAX





NICE SHOT!
STRAIGHT INTO
THE BLACK
HOLE!

BUT HOW
WILL WE GET THE
BALL BACK?

HMM, HAVING A
MAP WOULD BE
USEFUL...

GHIRLI UMM!
[MMM, A PIZZA!]






ALIEN RESCUE MISSION

The aliens are here! They landed inside the Magazine and are now lost. Can you find them? Look for them inside and check the ones you have found.



ARE YOU PUZZLED?

Activity pages are marked with bricks that tell you if the activity is easy, tricky, or somewhere in-between. Try them all and see how you do! **Need help? Answers are on page 27.**

-  **LEVEL 1**
Easy
-  **LEVEL 2**
In-between
-  **LEVEL 3**
Hard




LEGO® Life Magazine

For information about LEGO® Life visit LEGO.com/life

For questions about your membership visit LEGO.com/service

 **LEGO Life Magazine**
PO Box 3384
Slough SL1 0BJ
00800 5346 5555

 **LEGO Life Australia**
PO Box 856
North Ryde BC, NSW, 1670
Freecall 1800 823757

 **LEGO Life New Zealand**
B:Hive, Smales Farm Level 4
72 Taharoto Rd Takapuna
Auckland 0622
New Zealand

(UK/AU/NZ)
LEGO, the LEGO logo, the Minifigure, DREAMzz, the FRIENDS logo, NINJAGO and the Brick and Knob configurations are trademarks of the LEGO Group. ©2024 The LEGO Group.



COSMIC TALENT SHOW

1 FLYING ACROSS SPACE, VALENTINA AND MAX SPOT A MUSICAL PLANET...



THAT PLANET LOOKS FUN!

LET'S CHECK IT OUT!



2

IT'S AN INTERGALACTIC TALENT SHOW!

I'VE GOT AN IDEA FOR OUR TALENT. LET'S GO SIGN UP!



SHHRETI GAAL!*

* ALAN, STOP!

3



CHECK OUT OUR LOW GRAVITY SKATEBOARD AND FOOTBALL TRICKS!

4



GHRRUUUGHA!**

CLAP!

CLAP!

CLAP!

** AMAZING!

5



LOOK OUT!!!



SPACE QUEST

Get your friends and become space explorers together! Start on Earth, next land on the Moon, then circle Mars with the Friends, and reach the Space Station before launching into the stars!

HOW TO PLAY?

Each player picks a LEGO® brick, a minifigure, or a mini-doll figure and places it on START, as a playing piece.

Use a LEGO brick as a dice, throw it to move:

-  Studs up
1 space
-  Studs down
2 spaces
-  Sideways
3 spaces



- 1 The youngest player starts.
- 2 Throw the brick and move. Follow the directions of the arrows and instructions on the board.
- 3 Player on the left goes next.
- 4 The only way to cross into another ring is through **AIR-LOCK 1** and **AIR-LOCK 2**.
- 5 The first player to land on the FINISH space wins!

Need help with the Space Tests?
Find the answers on page 27.

PREPARE FOR MOON LANDING!
WAIT 1 TURN

PLANT A FLAG ON THE MOON AND ENJOY THE VIEW OF THE EARTH!
MOVE 2 SPACES

FLY ACROSS SPACE AND PREPARE FOR A NEW ADVENTURE!
MOVE 2 SPACES

WELCOME TO MARS! THE FRIENDS ARE WAITING FOR YOU!

YOU HOP ON A ROVER!
MOVE 3 SPACES

PLAY WITH JONES, THE SPACE CAT!
WAIT 1 TURN

EXPLORE THE SCIENCE POD WITH OLIVIA!
WAIT 1 TURN

YOU'RE GOING TO MARS! CROSS THROUGH AIR-LOCK 1

AIR-LOCK 1

GRAVITY BRAKING! FAST-TRACK TO AIR-LOCK 1

YOU HOP ON A ROVER!
MOVE 3 SPACES

GO TO THE FINISH!
WAIT 1 TURN

SPACE TEST #2
Who travel to space?
A) Cute babies B) Astronauts
ANSWER AND MOVE 2 SPACES

FIRE UP THE ENGINES!
MOVE 2 SPACES

G-FORCE TRAINING!
WAIT 1 TURN

SPACE TEST #1
Earth orbits:
A) The Sun B) The Moon
ANSWER AND MOVE 2 SPACES

START
WE'RE FLYING TO THE MOON!



FOUND TEORITE!
BACK PACES

SANDSTORM!
WAIT 1 TURN

OLYMPUS MONS
IS THE TALLEST MOUNTAIN IN THE SOLAR SYSTEM!

MARS BASE
PREPARE FOOD WITH JULIEN, WAIT 1 TURN, THEN MOVE TO AIR-LOCK 2

YOU'RE GOING TO THE SPACE STATION!
CROSS THROUGH AIR-LOCK 2

AIR-LOCK 2

SAVE MARS!
AIR-LOCK 2

GRAVITY ASSIST!
GO BACK 1 SPACE

FINISH

BLAST OFF INTO SPACE!

PUT ON A SPACE SUIT TO PROTECT YOU FROM RADIATION!
WAIT 1 TURN, THEN GO TO FINISH!

WELCOME TO THE SPACE STATION!
LET'S EXPLORE IT!

SOLAR PANELS NEED FIXING.
WAIT 1 TURN

SCIENCE LAB!
What do you like about space? The size? The stars? Something else?

ENJOY YOUR SPACE WALK!

SPACE KITCHEN!
MAKE A SNACK
WAIT 1 TURN

GO TO THE SCIENCE LAB.
MOVE 2 SPACES

SNACK TIME!
GO BACK TO THE KITCHEN

3...2...1... BLAST OFF!

What happens in zero gravity? Who were the first living beings to leave Earth and enter space? Read the fun facts to find out!

When using a toilet, astronauts must **buckle up**. No floating away, please!

To leave Earth, a rocket needs to reach a speed of over **25,000** miles per hour (40,000 km/h). That's a lot of headwind!

Spaceships are painted **white** to better reflect sunlight. Otherwise, the Sun's radiation would damage electronics and overheat the ship's interior.

As many as **34** dogs have flown on space missions ...

Because of zero gravity, in space astronauts get **3% taller!** Their height returns to normal once they're back on Earth.

... but the first living beings from Earth to reach space were actually tiny **fruit flies!**

... is how much taller astronauts get in space.

Fruit flies ...

... is the colour of spaceships used to better reflect the Sun's radiation.

25,000 mph (40,000 km/h) ...

3% ...

... were the first beings from Earth to enter space.

White ...

... is the speed a rocket needs to reach to escape Earth's gravity.




JOIN THEM UP!

Connect the space facts to complete the sentences.

Not sure of the answers? Check page 27.



MY OHANA

 To Lilo and Stitch Ohana means family, and family means that nobody gets left behind or forgotten. Who is your Ohana? You can draw it or write about it below.



HERBOLOGY LESSON

Welcome to Professor Sprout's class, where you'll learn about magical herbs and fungi. Today's topic: Mandrakes.

AMAZING POWERS

Although they can walk and scream, Mandrakes are actually magical plants.

THEY LIKE COMPANY

Teenage Mandrakes can jump out of their pots and throw parties together!

BE CAREFUL!

Mandrakes are known for their screams, so protect your ears when you are near them.



WIZARDING WORLD and all related trademarks, characters, names, and indicia are © & ™ Warner Bros. Entertainment Inc. Publishing Rights © JKR.



RECAP TIME!

Check how much you know about Mandrakes.

Find tips to answers in the lesson, or turn to page 27 for answers.

Question 1: Why do you need to cover your ears when near Mandrakes?

- A They screech while singing.
- B They tell bad jokes.
- C Because of their screams.

Question 2: What do the teenage Mandrakes love?

- A Playing with LEGO® bricks.
- B Parties!
- C A nice meal.

Question 3: Who teaches about Mandrakes?

- A Professor Snape™ (good luck!).
- B Hagrid™.
- C Professor Sprout.

ADVENTURE CAMP CHALLENGE

Pack up your bag and join the Friends at an adventure camp! Liann, Zac and Nova can't wait to play in the water and test their archery skills. Who will you be joining first?

START HERE!

Roll a LEGO® brick to select an activity.

Studs up



Studs down



Sideways



Archery with Nova



Fishing with Zac



Packing with Liann



ARCHERY WITH NOVA

Archery is so fun! The three friends took three shots each. But who won? Help Nova check the score by finding each player's marks and writing them in the boxes below. Add up the numbers and find out who is the winner!



Zac ★

$$\star + \star + \star = \square$$

Liann ▲

$$\blacktriangle + \blacktriangle + \blacktriangle = \square$$

Nova ■

$$\blacksquare + \blacksquare + \blacksquare = \square$$





PACKING WITH LIANN

Liann spilled water on her list and some letters are now missing. Can you fill in the blanks? If you need help, use the letters below!

LIST : THINGS TO BRING

- SUNCREAM
- BOO
- CAMER
- TROPH
- BADG
- OMPASS
- AIN
- NACKS

P E A C M Y K S

FISHING WITH ZAC

Oh no! When rowing by, Aliya knocked some items out of Zac's hands! Now they are in the river. Help Zac, Nova and Liann fish them out. What did each of them get? Follow the lines to find out.

Need help with the activities?
Check page 27 for the answers.



Not all mini-doll figures are part of the set.



Check new Friends adventures at: kids.LEGO.com/friends

Remember to ask a grown-up for permission before going online.

1 SINCE KAI'S DISAPPEARANCE INTO THE NETHER SPACE, WYLDFYRE HAS BEEN STRUGGLING TO DEAL WITH THE LOSS OF HER FAVOURITE MENTOR.



HEAD TO THE MIDDLE PAGES TO CONTINUE WYLDFYRE'S JOURNEY!

**TELL YOUR OWN
LEGO® STAR WARS™ STORY**



LEGO, the LEGO logo and the Minifigure are trademarks of the LEGO Group. ©2024 The LEGO Group.
© & ™ Lucasfilm Ltd.



STAR WARS™



BUILD THE GALAXY



WYLDIFYRE:
RETURN
TO THE
WYLDNESS

1 BACK IN THE WYLDNESS, WYLDFFYRE FOUND THREE LOST BABY DRAGONS AND MUST GET THEM HOME TO THEIR FAMILY.



THE CAVE EXIT SHOULD BE UP THERE.



SINCE YOU'RE TOO YOUNG TO FLY, CLIMB ON ME.



HOLD ON!



WHEEEEEEEE!



IT SHOULD BE JUST UP-UH-OH!



FIRE SPIDERS BUILT A WEB ACROSS OUR ONLY WAY OUT!

HISSESSSSSS

HISSESSSSSS



7

SOME FIREBALLS SHOULD HANDLE THIS!



8

SSSSSS!



9

UGH, I FORGOT! FIRE SPIDER WEBS ARE FIREPROOF!

NOW HOW AM I GONNA GET YOU HOME?



10

MY MENTOR KAI TAUGHT ME TO ALWAYS BE CREATIVE AND USE WHAT YOU HAVE AROUND YOU TO SOLVE PROBLEMS...



11

MOMENTS LATER...

ARE YOU READY? FIRE AWAY!!!



12

WOOOOOOOSH!!!



13

WE DID IT!

EEEEK!

EEEEK!



14

WE'LL HAVE YOU HOME IN NO TIME!

GOOD THING KAI TAUGHT ME TO USE MY CREATIVITY!

THEY HAVE ESCAPED THE CAVE, BUT HOW WILL WYLDFFYRE BRING THE DRAGONS HOME?

A RESCUE MISSION

Oh no! Three baby dragons – Red, Feisty and Sparky – got lost in a cave. Help me find the way to save each dragon and reach the exit!



Answer:

WYLDFYRE: TIPS FOR MANAGING BIG EMOTIONS

When I lost my friend Kai, I felt really angry. I'm learning that taking deep breaths helps me calm down. How do you deal with big emotions? Draw or write about it in the scrolls below.



Follow the rest of my story on

kids.LEGO.com/videos/wyldfyre

How are you feeling?



SAD



SCARED




CONFUSED



ANGRY

Why are you feeling this way?

What helps you deal with this feeling?



ILLUMINATION'S
**DESPICABLE
ME 4**






AT THE CAMPSITE

Bunnie loves building and exploring when spending time outside. But sometimes, she needs some help finding things!



WILDLIFE SPOTTING

Bunnie is out exploring and needs to find a snail, a spider, some flowers and a butterfly. Can you help her? Put a tick next to the ones you found.



Do you have an **AWESOME BUILD** you would like to share with other builders?

SEND US YOUR PHOTO!

- 1 Have a photo taken of you with your build. You might see it on this page in a future issue.
- 2 Ask a parent or guardian to go to [LEGO.com/magazine](https://www.lego.com/magazine) to send in your photo.
- 3 Max and Valentina love getting your letters! You can send us a story about your model, how you built it, what's going on in the scene, or whatever you like!



The Rocky Inner Planets
Troy, age 7,
United States



Spaceship Destroyer
Jayden, age 7,
Australia



B-52 2000 Spaceship
Beau, age 4,
Canada



My Spaceship
Parker, age 8,
United States




LEGO® Rocket Launch Pad
Noah, age 6,
France



Space Flier
Zain, age 6,
United States




Mega Avatar Robot
Nathan, age 6,
Canada



MAX AND I ABSOLUTELY LOVE RECEIVING PICTURES OF YOUR CREATIONS. LOOKING AT THEM IS OUR FAVOURITE THING TO DO. THEY ARE ALL SO UNIQUE AND CREATIVE!

THANKS FROM VALENTINA AND ME TO EVERYONE WHO SENT IN THEIR BUILDS, INCLUDING TRISTAN, ABBAS, HANNAH, SAM, LEO AND OLIVIA! YOUR CREATIONS COME FROM ALL OVER THE WORLD AND WE WISH WE COULD SHOW THEM ALL!



THE FORGETFUL MR. OZ

1

IN THE DREAM WORLD, MR. OZ HAS JUST RESCUED JAYDEN FROM THE GRIP OF THE EVIL GRIMSPAWN. BUT LITTLE DOES HE KNOW THAT HIS TROUBLES ARE NOT OVER YET.

WE'RE DONE HERE. LET'S GO HOME, JAYDEN.

WOW, YOUR SPACE CAR IS SO COOL!

2

BUT I FEEL LIKE THERE'S STILL SOMETHING...

OH NO! I FORGOT JAYDEN!

3

I MUST SAVE HIM!

BUT I'M HERE! I'M HERE!?!

4

YOU SAVED ME ALREADY!

HUH? OH, YEAH. I DID...

5


LET'S GO BACK, MR. OZ!

YES, BUT I'VE GOT THIS FEELING...

...OH NO!




Don't forget to watch the new DREAMZZZ™ series! Join Mr. Oz and his friends in the quest against the Never Witch at KIDS.LEGO.COM/SHOWS/DREAMZZZ



6

YOU THERE, STOP!

I'M NOT MOVING ANYWHERE!



7

WHERE'S JAYDEN?

HMM, RIGHT BEHIND YOU?

MR. OZ!



8

YOU SAVED ME ALREADY! YOU JUST KEEP FORGETTING IT!

WHAT?

SIGH...

I NEED A NEW JOB.



9

SOMEONE MUST HAVE TINKERED WITH MY MEMORY. OH, I JUST REMEMBERED SOMETHING!

WHAT IS IT?

IT'S DINNER TIME!

HE, HE!



10

DON'T YOU EVER THINK I'LL LET YOU GO THIS EASILY, MR. OZ!

YOUR MEMORIES WILL BELONG TO ME!

SPACE CHASE

Grogu is in trouble again! He and Kelleran Beq are zooming on the BARC Speeder™ with Clone Troopers behind them. Will they escape?





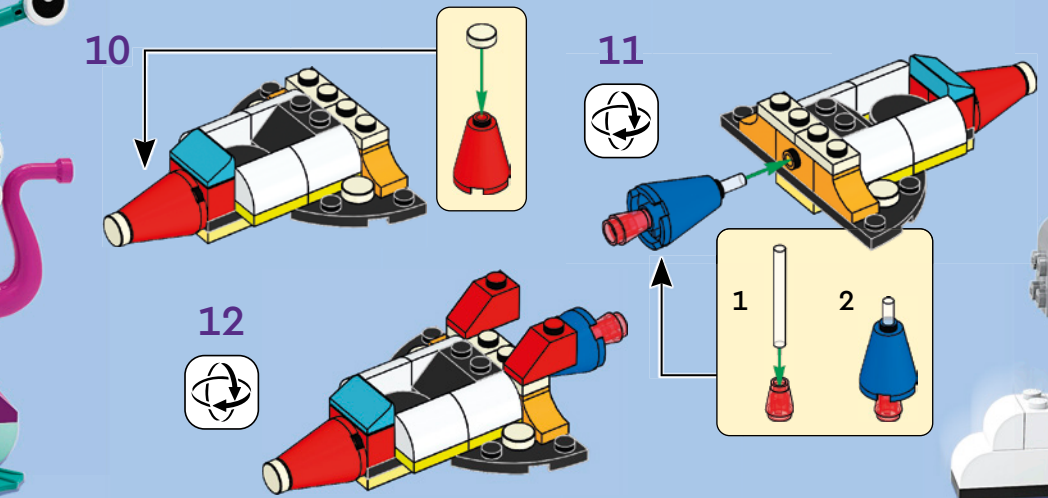
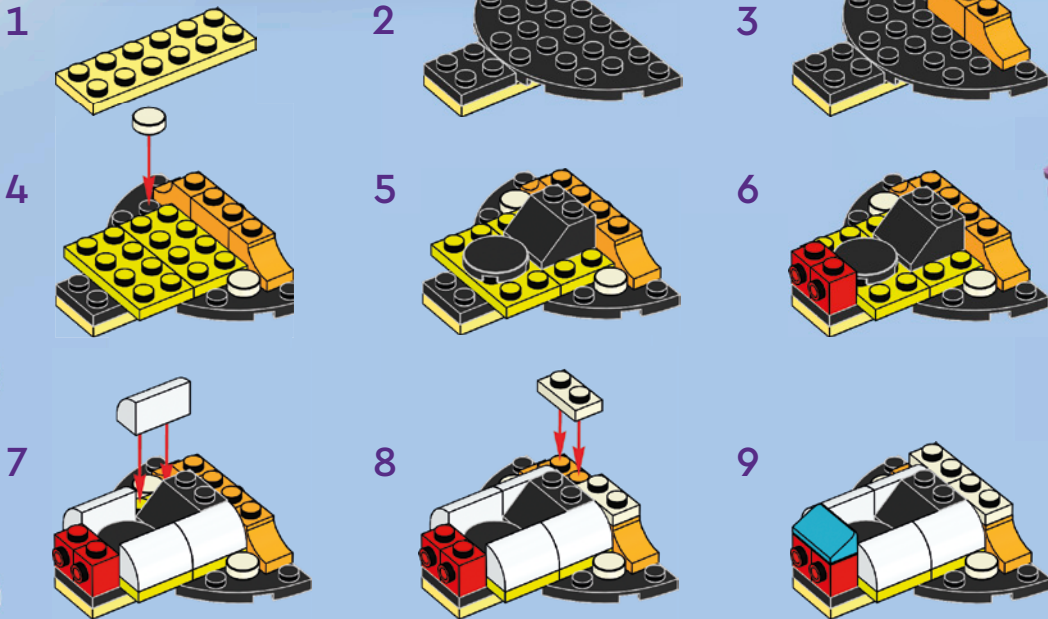
IN YOUR GALAXY

Enter Grogu's world using the Force, your pencils and your imagination! Colour in the picture or draw over it to create something new. How about adding more Clone Troopers to make the chase more exciting?



BUILD A ROCKET!

It's time to grab all your intergalactic LEGO® bricks and set off for space! Use any shape or colour you like. Experiment and have fun!



Look for more inspiring building instructions in the free LEGO® Builder app!

- Save your sets
- Zoom in and rotate your model while you build
- Track your building completion!

Don't forget to ask a grown-up's permission before downloading apps.

LOVE THE WAY YOU BUILD



Hi, I'm Sacha Olivier, a LEGO® creator who loves hiking, arts and building with LEGO bricks! I'm a high school student in France and enjoy taking part in LEGO workshops with my classmates. I also lead LEGO workshops for builders who are visually impaired, like me. I started building when I was very young and as I gradually lost my sight, I continued to express my creativity with LEGO bricks.



I plan what I want to build in my mind first


I think of an idea and plan every detail to work out how to add them into my build.

How do you plan your builds?

I like to sort my LEGO® bricks by type

Sorting bricks helps me to find them without too much searching. I sort them by shape (e.g. flat bricks), size (e.g. 2x2 bricks) and use (e.g. windows or wheels).

How do you sort your bricks?



Sometimes I get stuck on which bit to build next

If that happens, I stop building, and get back to it later.

Do you take breaks when you get stuck?

I think we should all let our imaginations guide us

My top tip for builders is to let your imagination run free and build whatever you want to build.

What will you build today?



YOUR DREAM CRUISER



DREAMZZZ



Prepare to explore the dream realms! Make your way across the universe by choosing where to go and with whom. This will help you find your perfect vehicle, or create one!

BLAST-OFF!

Let's find an adventure!
Which dream realm
will you visit and how will
you get there?

I want to play
in a fun, colourful
realm!

I want to
chase some
Grimspawn!

YES

NO

YES

NO

Let's explore the Candy
Realm together!

Let's aim
for the Murky Realm.
I want some mystery!

The Grim Realm
is calling me. That's where
I want to go!

The Cyber Realm
is my choice! I'm ready
to play some games!

PICK YOUR COMPANION AND VEHICLE!



Mr. Oz

His knowledge
will help with any
trouble!



Mateo

With his creative help,
you can dream craft
any vehicle!



The whole gang!

No Grimspawn will
get close. And they're
great to play with!

Mr. Oz's Space Car

Perfect for chasing or running away
from Grimspawn.

Your choice!

You can design and draw or build
your own dream vehicle!

Mr. Oz's Spacebus

Take your team for a party or
to defeat the Never Witch!



Not all minifigures are part of the set.

WINDMILL DEFENCE



The sheep need you to protect them! The lurking zombie is trying to catch them through the openings in the maze, before the herd can hide in The Windmill Farm.



STOP THE ZOMBIE

The zombie can use many openings in the maze to cross the sheep's path. Pick three LEGO® bricks from your collection and put them on any of the yellow brick pictures. Place the bricks to stop the zombie from getting the sheep.

Need help? Find the answer on page 27.



© 2024 Mojang AB. All Rights Reserved. Minecraft, the Minecraft logo, the Mojang Studios logo and the Creeper logo are trademarks of the Microsoft group of companies.

LET'S GO ROCK HUNTING!




Drive the LEGO® Technic Surface Space Loader in search of treasures! Explore the minerals you find and check out all the awesome things you can do with them.



IRON

There is lots of iron in asteroids. It's also used to build skyscrapers, cars, bridges and planes!



GOLD

The gold coating protects satellites and astronauts' helmets from solar heat.



QUARTZ

Exploding massive stars create silica, which can turn into quartz crystals. It is in the sand found on the beaches along the coasts.



DIAMOND

This form of carbon is the hardest rock known on Earth! But carbon can also be soft, like the graphite inside your pencil!



GALACTIC GEMS

It is not easy to bring back precious minerals from space. Look for the four names in the grid and circle the ones you've found.

| | | | | | | | | | | | |
|---|---|---|---|---|---|---|---|---|---|---|---|
| F | B | T | A | P | F | G | H | I | O | A | S |
| Q | U | A | R | T | Z | M | L | Q | Y | G | A |
| C | H | I | Z | H | O | Z | U | Z | L | O | Y |
| M | K | R | A | F | R | Q | Y | J | G | L | U |
| W | R | O | H | D | I | A | M | O | N | D | E |
| S | R | N | Y | X | P | J | K | C | E | H | I |

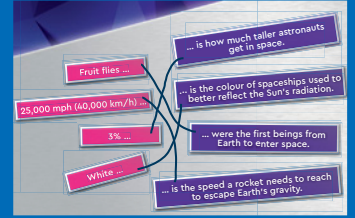
Need help? Answers can be found on this page.

ANSWERS

Welcome Spread, p. 3:
Aliens are on pages 6, 19, 23

Space Quest, p. 6-7:
Space Test #1: A.
Space Test #2: B.

LEGO® Creator, p. 8:



LEGO Harry Potter™, p. 9:

Question 1: C. Question 2: B.
Question 3: C.

LEGO Friends, p. 10-11:

Winner: Liann

Reo ★
 $1 + 2 + 2 = 5$

Lianna ▲
 $4 + 3 + 3 = 10$

Nova ■
 $2 + 1 + 4 = 7$

SUNCREAM, BOOK, CAMERA,
TROPHY, BADGE, COMPASS,
PAINT, SNACKS




LEGO Animal Crossing™, p. 17:



LEGO Minecraft™, p. 26:

Bricks 2, 5, 6




LEGO Technic, p. 27:

| | | | | | | | | | | | |
|---|---|---|---|---|---|---|---|---|---|---|---|
| I | H | E | C | X | P | d | X | A | N | R | S |
| E | Q | N | O | W | V | I | G | H | O | R | M |
| U | T | G | P | A | B | R | F | V | R | K | W |
| A | O | T | Z | N | Z | O | H | Z | I | H | C |
| V | G | A | O | T | W | Z | T | R | V | U | B |
| A | V | O | I | H | G | E | P | F | A | T | F |

Next issue out in November - look forward to something brand NEW and exciting!

A HUGGLY HUDDLE



HOW WILL THE DREAM CHASERS DEFEAT THE NEVER WITCH?
WATCH THE SERIES ON KIDS.LEGO.COM