



3 0307 00012 9638

810599

MINNESOTA ELECTION RESULTS 1980:

Primary Election and General Election

- Presidential Electors
- Representatives in Congress
- Senators in Legislature
- Representatives in Legislature
- Supreme Court
- Constitutional Amendments

LEGISLATIVE REFERENCE LIBRARY
STATE OF MINNESOTA

Compiled by
JOAN ANDERSON GROWE
Secretary of State

ADDITIONAL INFORMATION

JK
6192
.M55a
1980

• OFFICE OF THE SECRETARY OF STATE
BUILDING • ST. PAUL, MINNESOTA 55155 • 612-296-2805



VOTER REGISTRATION AND VOTER PARTICIPATION BY COUNTY SEPTEMBER 9, 1980, PRIMARY ELECTION

Counties	Persons registered as of 7:00 a.m. election day	Persons registering on election day	Total number of persons who voted
Aitkin	8,295	235	2,468
Anoka	78,252	1,199	15,337
Becker	14,634	363	2,510
Beltrami	16,573	670	3,117
Benton	13,501	365	3,459
Big Stone	4,495	147	1,660
Blue Earth	30,619	334	3,773
Brown	15,612	467	5,126
Carlton	15,970	569	5,197
Carver	19,567	111	1,248
Cass	12,684	227	3,108
Chippewa	8,709	177	2,536
Chisago	13,329	273	2,569
Clay	28,378	99	1,561
Clearwater	4,909	41	628
Cook	2,765	65	745
Cottonwood	9,211	80	974
Crow Wing	23,913	937	9,302
Dakota	100,310	1,627	13,371
Dodge	7,138	89	966
Douglas	15,064	411	4,054
Faribault	11,536	168	2,167
Fillmore	12,577	439	3,269
Freeborn	19,988	628	5,580
Goodhue	21,136	186	3,053
Grant	4,468	52	1,477
Hennepin	586,575	4,219	58,049
Houston	9,927	79	872
Hubbard	8,185	205	1,833

Counties (continued)

Counties (continued)	Persons registered as of 7:00 a.m. election day	Persons registering on election day	Total number of persons who voted
Isanti	11,168	194	2,118
Itasca	25,040	1,275	11,330
Jackson	7,982	36	692
Kanabec	6,272	94	1,097
Kandiyohi	19,710	201	2,162
Kittson	4,357	61	895
Koochiching	10,231	208	2,530
Lac qui Parle	6,492	62	1,388
Lake	7,387	254	2,859
Lake of the Woods	2,138	74	654
Le Sueur	12,929	374	3,674
Lincoln	4,511	57	568
Lyon	14,237	195	1,591
Mahnomen	3,105	17	444
Marshall	6,986	117	2,048
Martin	14,443	241	2,598
McLeod	15,155	312	4,405
Meeker	10,734	60	968
Mille Lacs	10,232	391	3,377
Morrison	16,738	261	2,996
Mower	23,088	401	3,928
Murray	6,791	103	1,369
Nicollet	14,286	344	3,230
Nobles	12,298	110	1,711
Norman	5,675	86	1,315
Olmsted	50,757	346	5,129
Otter Tail	29,658	441	4,856
Pennington	7,915	252	2,140
Pine	10,535	316	3,150

Counties (continued)

Counties (continued)	Persons registered as of 7:00 a.m. election day	Persons registering on election day	Total number of persons who voted
Pipestone	7,172	64	989
Polk	17,009	894	5,955
Pope	6,527	117	1,791
Ramsey	266,029	2,346	33,183
Red Lake	2,896	90	870
Redwood	10,627	256	2,811
Renville	11,741	123	1,829
Rice	22,971	138	1,479
Rock	6,678	98	1,270
Roseau	6,760	103	1,276
St. Louis	136,645	2,741	49,939
Scott	20,296	416	3,311
Sherburne	14,900	20	1,862
Sibley	8,792	122	1,656
Stearns	54,001	557	8,201
Steele	15,205	1,049	6,108
Stevens	6,638	135	1,906
Swift	7,479	62	912
Todd	13,722	392	3,606
Traverse	3,729	19	333
Wabasha	10,355	140	1,203
Wadena	7,470	126	1,515
Waseca	10,007	163	2,288
Washington	59,050	1,291	11,399
Watsonwan	7,516	48	1,304
Wilkin	4,540	47	635
Winona	23,754	560	6,887
Wright	27,227	636	5,723
Yellow Medicine	8,471	117	1,673
TOTAL	2,287,377	34,215	397,145

**VOTE FOR NOMINATION FOR UNITED STATES REPRESENTATIVE IN
CONGRESS BY COUNTY
SEPTEMBER 9, 1980, GENERAL ELECTION**

FIRST DISTRICT	DFL		IR	
	Russell V. Smith		Arlen Erdahl	
Counties				
Dakota	2,980	2,538		
Dodge	229	620		
Fillmore	373	2,175		
Goodhue	168	607		
Houston	155	653		
Olmsted	784	3,203		
Rice	489	694		
Steele	1,054	2,679		
Wabasha	305	744		
Washington	3,271	5,371		
Winona	1,299	4,053		
TOTAL	11,107	23,337		

SECOND DISTRICT	DFL		IR	
	Harold J. Bergquist		Tom Hagedorn	
Counties				
Blue Earth	771	2,520		
Brown	687	3,607		
Carver	420	681		
Dakota	2,245	2,292		
Faribault	782	871		
Freeborn	1,502	2,220		
Hennepin	405	891		
Le Sueur	1,538	1,552		
McLeod	817	2,744		
Martin	234	1,690		
Mower	1,562	1,346		
Nicollet	885	1,753		
Scott	1,226	1,114		
Sibley	405	984		
Waseca	782	1,066		
Watonwan	300	775		
TOTAL	14,561	26,106		

THIRD DISTRICT	DFL		IR	
	Harris H. "Kotchy" Herman		Joel Alexander Salferman	
County				
Hennepin	2,417	3,128	12,111	1,143
TOTAL	2,417	3,128	12,111	1,143

FOURTH DISTRICT	DFL		IR	
	Bruce F. Vento		John Berg	
County				
Ramsey	20,473	7,596		
TOTAL	20,473	7,596		

FIFTH DISTRICT	DFL		IR	
	Martin Olav Sabo		John Doherty	
Counties				
Anoka	4,309	390	238	104
Hennepin	18,092	3,737	2,175	1,107
Ramsey	76	15	11	3
TOTAL	22,477	4,142	2,424	1,214

Abbreviations: AM — American Party of Minnesota; DFL — Democratic-Farmer-Labor; IR — Independent-Republican



VOTE FOR NOMINATION FOR UNITED STATES REPRESENTATIVE IN
CONGRESS BY COUNTY
SEPTEMBER 9, 1980, GENERAL ELECTION

SIXTH DISTRICT

Counties	DFL		IR	
	Archie Baumann	Pat "Family Farmer" O'Reilly	Francis Ely Simmons Brunton	Vin Weber
Benton	977	456	456	1,174
Big Stone	591	123	122	523
Chippewa	751	186	147	997
Cottonwood	232	50	69	543
Hennepin	377	146	88	496
Jackson	283	80	36	234
Kandiyohi	846	189	110	696
Lac qui Parle	543	194	86	452
Lincoln	192	142	13	179
Lyon	582	231	46	643
Meeker	239	86	73	458
Mille Lacs	1,004	693	164	723
Murray	487	105	57	553
Nobles	486	174	46	453
Pipestone	348	81	34	399
Redwood	675	114	122	1,483
Renville	605	121	143	723
Rock	310	129	33	618
Sherburne	647	320	87	634
Stearns	2,408	989	348	3,656
Wright	1,405	990	297	1,959
Yellow Medicine	538	268	78	558
TOTAL	14,526	5,867	2,655	18,154

SEVENTH DISTRICT

Counties	DFL		IR
	Russell R. Ellis	Gene Wenstrom	Arlan Stangeland
Aitkin	297	924	908
Becker	103	890	1,206
Beltrami	235	1,393	1,174
Cass	184	931	1,658
Clay	90	563	720
Clearwater	61	278	254
Crow Wing	651	2,780	4,043
Douglas	222	1,428	1,853
Grant	77	573	380
Hubbard	83	561	890
Kittson	51	407	338
Lake of the Woods	41	271	276
Mahnomen	50	201	166
Marshall	147	983	661
Morrison	123	971	1,377
Norman	59	558	608
Otter Tail	255	1,686	2,431
Pennington	219	1,324	288
Polk	342	2,497	2,497
Pope	54	499	975
Red Lake	93	575	97
Roseau	80	558	466
Stevens	24	288	1,259
Swift	30	303	475
Todd	148	829	1,885
Traverse	29	187	102
Wadena	105	544	674
Wilkin	55	212	318
TOTAL	3,900	23,204	27,979

EIGHTH DISTRICT

Counties	AM*	DFL		IR
	Dick Bullock	Thomas E. Dougherty	James L. Oberstar	Edward Fiore
Anoka	41	1,356	3,989	1,770
Carlton	2	1,729	2,411	502
Chisago	10	343	1,059	482
Cook	4	290	264	104
Isanti	14	294	1,059	415
Itasca	35	3,871	3,874	1,727
Kanabec	13	145	563	263
Koochiching	9	634	1,082	454
Lake	14	1,031	1,281	206
Pine	9	673	1,437	585
St. Louis	111	20,252	21,431	2,292
TOTAL	262	30,618	38,450	8,800

* Pursuant to Minn. Stat. §202A.41, Subd. 3, on September 23, 1980, the State Canvassing Board determined that at the September 9, 1980, Primary Election, no candidates of the American Party of Minnesota received 10% of the average votes cast at the last general election for state officers of the American Party of Minnesota within any district in the state. Consequently, no candidates of the American Party of Minnesota were certified as the nominees of their party. Since no candidates filed nominating petitions by October 3, 1980, no American Party of Minnesota nominee for this office was certified by the Secretary of State for the November 4, 1980, General Election.

VOTE FOR NOMINATION FOR STATE SENATOR AND STATE REPRESENTATIVE IN LEGISLATURE BY COUNTY SEPTEMBER 9, 1980, PRIMARY ELECTION

DISTRICT 1A

	STATE REP.		STATE SEN.	
	DFL	IR	DFL	IR
	Arthur Braun	Myron Nysether	Marv Hanson	Mark R. Skogerboe
Counties				
Beltrami	44	15	43	15
Kittson	374	315	453	294
Lake of the Woods	289	259	296	224
Marshall	401	254	428	248
Roseau	567	458	564	411
DIST. 1A TOTAL	1,675	1,301	1,784	1,192

DISTRICT 1B

	STATE REP.		STATE SEN.	
	DFL	IR	DFL	IR
	Jim Kramer	LeRoy Stumpf	Clyde C. Christensen	Marv Hanson
Counties				
Marshall	364	338	316	602
Pennington	720	975	287	1,455
Polk	52	35	80	77
Red Lake	346	364	85	627
DIST. 1B TOTAL	1,482	1,712	768	2,761
DIST. 1 TOTAL			4,545	1,908

DISTRICT 2A

	STATE REP.		STATE SEN.	
	DFL	IR	DFL	IR
	Omar Rood	Tony Stadium	Roger D. Moe	Leonard Bergan
Counties				
Norman	347	504	397	469
Polk	1,515	1,427	1,727	1,408
DIST. 2A TOTAL	1,862	1,931	2,124	1,877

DISTRICT 2B

	STATE REP.		STATE SEN.	
	DFL	IR	DFL	IR
	Willis Eken	Jay Fawver	Roger D. Moe	Leonard Bergan
Counties				
Clearwater	313	231	310	230
Mahnomen	219	132	227	141
Norman	198	89	197	92
Polk	949	717	1,039	770
DIST. 2B TOTAL	1,679	1,169	1,773	1,233
DIST. 2 TOTAL			3,897	3,110

DISTRICT 3A

	STATE REP.		STATE SEN.	
	DFL	IR	DFL	IR
	Irv Anderson	Chet Cook Jr.	William "Pei" Knight	Bob Lessard
Counties				
Beltrami	614	192	165	550
Itasca	571	124	306	547
Koochiching	1,490	247	322	1,587
DIST. 3A TOTAL	2,675	563	793	2,684

DISTRICT 3B

	STATE REP.		STATE SEN.	
	DFL	IR	DFL	IR
	John Hovanec	Carolyn McBride	Colleen Burke Nardone	Loren A. Solberg
County				
Itasca	1,317	1,794	1,104	1,688
DIST. 3B TOTAL	1,317	1,794	1,104	1,688
DIST. 3 TOTAL				8,241

DISTRICT 4A

	STATE REP.		STATE SEN.	
	DFL	IR	DFL	IR
	Jim Thoreen	John A. Ainley	Gerald (Jerry) Willet	Don Anderson
Counties				
Beltrami	910	680	898	638
Hubbard	341	597	477	537
DIST. 4A TOTAL	1,251	1,277	1,375	1,175

DISTRICT 4B

	STATE REP.		STATE SEN.	
	DFL	IR	DFL	IR
	Jerome C. (Jerry) Graba	Glen Sherwood	Gerald (Jerry) Willet	Don Anderson
Counties				
Cass	1,008	1,525	1,055	1,512
Hubbard	127	173	198	169
Itasca	202	101	213	94
Morrison	87	56	88	57
Wadena	263	279	258	269
DIST. 4B TOTAL	1,687	2,134	1,812	2,101
DIST. 4 TOTAL			3,187	3,276

DISTRICT 5A

	STATE REP.		STATE SEN.	
	DFL	IR	DFL	IR
	Dominic J. Elioff	Peter X. Fugina	Frederick Tomassoni	Julian W. Brzoznowski
County				
St. Louis	4,432	2,520	844	2,904
DIST. 5A TOTAL	4,432	2,520	844	2,904
				1,471
				2,755
				540

VOTE FOR NOMINATION FOR STATE SENATOR AND STATE REPRESENTATIVE IN LEGISLATURE BY COUNTY

SEPTEMBER 9, 1980, PRIMARY ELECTION

DISTRICT 5B

County	STATE REP.			STATE SEN.			
	DFL	IR	SEN. 1	DFL	IR	SEN. 1	SEN. 2
St. Louis	1,439	4,409	1,966	669	874	4,896	1,271
DIST. 5B TOTAL	1,439	4,409	1,966	669	874	4,896	1,271
DIST. 5 TOTAL				3,573	2,345	7,651	1,811

DISTRICT 6A

County	STATE REP.		STATE SEN.	
	DFL	IR	DFL	IR
St. Louis	4,877	4,741	4,877	4,741
DIST. 6A TOTAL	4,877	4,741	4,877	4,741

DISTRICT 6B

Counties	STATE REP.		STATE SEN.	
	DFL	IR	DFL	IR
Cook	432	109	454	
Lake	2,092	221	2,017	
St. Louis	1,635	227	1,774	
DIST. 6B TOTAL	4,159	557	4,245	8,986

DISTRICT 7A

County	STATE REP.		STATE SEN.	
	DFL	IR	DFL	IR
St. Louis	1,112	2,760	226	3,086
DIST. 7A TOTAL	1,112	2,760	226	3,086

DISTRICT 7B

County	STATE REP.		STATE SEN.	
	DFL	IR	DFL	IR
St. Louis	2,301	1,929	3,036	
DIST. 7B TOTAL	2,301	1,929	3,036	
DIST. 7 TOTAL	6,122			

DISTRICT 8A

County	STATE REP.		STATE SEN.	
	DFL	IR	DFL	IR
St. Louis	2,442	364	1,980	552
DIST. 8A TOTAL	2,442	364	1,980	552

DISTRICT 8B

County	STATE REP.		STATE SEN.	
	DFL	IR	DFL	IR
St. Louis	2,974	695	1,862	920
DIST. 8B TOTAL	2,974	695	1,862	920
DIST. 8 TOTAL	3,842		1,472	

DISTRICT 9A

County	STATE REP.		STATE SEN.	
	DFL	IR	DFL	IR
Clay	228	309	260	338
DIST. 9A TOTAL	228	309	260	338

DISTRICT 9B

Counties	STATE REP.		STATE SEN.	
	DFL	IR	DFL	IR
Clay	368	388	398	336
Otter Tail	4	12	4	11
Wilkin	213	284	233	277
DIST. 9B TOTAL	585	684	635	624
DIST. 9 TOTAL	895		962	

DISTRICT 10A

Counties	STATE REP.		STATE SEN.	
	DFL	IR	DFL	IR
Becker	740	1,223	917	1,029
Otter Tail	104	178	108	147
Wadena	18	13	15	10
DIST. 10A TOTAL	862	1,414	1,040	1,186

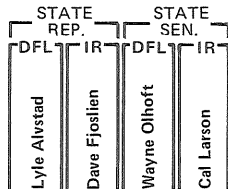
DISTRICT 10B

Counties	STATE REP.		STATE SEN.	
	DFL	IR	DFL	IR
Otter Tail	512	953	577	774
Wadena	259	338	296	283
DIST. 10B TOTAL	771	1,291	873	1,057
DIST. 10 TOTAL	1,913		2,243	

DISTRICT 11A

Counties	STATE REP.		STATE SEN.	
	DFL	IR	DFL	IR
Grant	328	193	361	187
Otter Tail	532	807	646	869
Traverse	169	101	196	97
DIST. 11A TOTAL	1,029	1,101	1,203	1,153

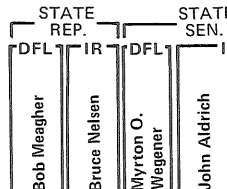
DISTRICT 11B



Counties

Douglas	1,269	1,953	1,478	1,590
Grant	194	193	214	165
Otter Tail	226	342	268	329
DIST. 11B TOTAL	1,689	2,488	1,960	2,084
DIST. 11 TOTAL			3,163	3,237

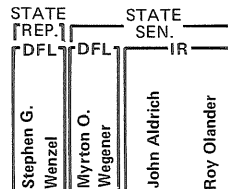
DISTRICT 12A



Counties

Morrison	158	337	173	315	58
Todd	811	1,828	971	734	1,164
DIST. 12A TOTAL	969	2,165	1,144	1,049	1,222

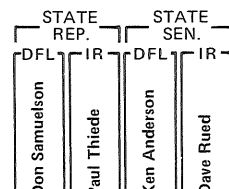
DISTRICT 12B



Counties

Mille Lacs	680	590	310	114
Morrison	855	736	881	203
DIST. 12B TOTAL	1,535	1,326	1,191	317
DIST. 12 TOTAL		2,470	2,240	1,539

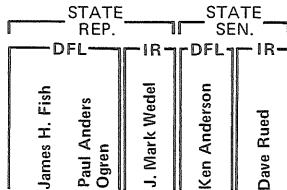
DISTRICT 13A



County

Crow Wing	2,633	3,002	1,935	2,799
DIST. 13A TOTAL	2,633	3,002	1,935	2,799

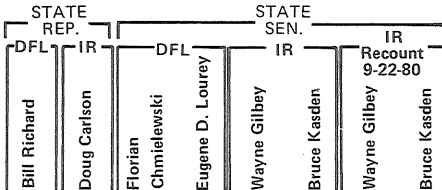
DISTRICT 13B



Counties

Aitkin	335	912	876	1,098	968
Crow Wing	895	426	686	1,044	755
Kanabec	164	508	261	606	301
DIST. 13B TOTAL	1,394	1,846	1,823	2,748	2,024
DIST. 13 TOTAL			4,683	4,823	

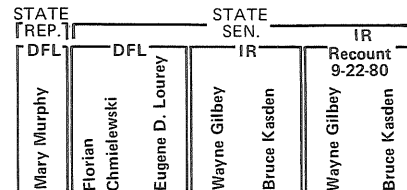
DISTRICT 14A



Counties

Carlton	1,106	287	980	318	78	219	75	219
Chisago	141	46	142	35	26	9	26	9
Pine	1,674	707	1,598	547	334	287	329	286
St. Louis	260	24	236	63	10	14	10	14
DIST. 14A TOTAL	3,181	1,064	2,956	963	448	529	440	528

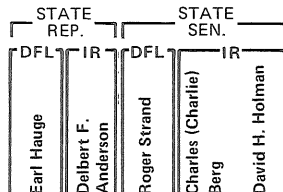
DISTRICT 14B



Counties

Carlton	2,381	2,180	640	105	123	101	122
St. Louis	1,001	809	273	30	30	32	28
DIST. 14B TOTAL	3,382	2,989	913	135	153	133	150
DIST. 14 TOTAL		5,945	1,876	583	682	573	678

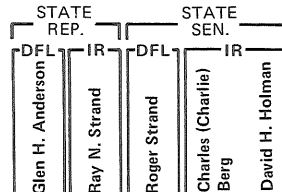
DISTRICT 15A



Counties

Pope	498	933	504	850	130
Stevens	240	1,128	284	1,195	176
Swift	150	228	166	255	24
DIST. 15A TOTAL	888	2,289	954	2,300	330

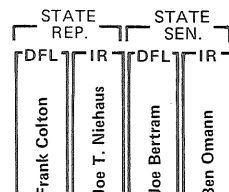
DISTRICT 15B



Counties

Big Stone	664	612	678	691	49
Chippewa	457	600	464	589	63
Lac qui Parle	108	122	101	123	9
Stevens	14	84	13	120	5
Swift	141	208	138	211	18
Yellow Medicine	70	97	72	100	8
DIST. 15B TOTAL	1,454	1,723	1,466	1,834	152
DIST. 15 TOTAL			2,420	4,134	482

DISTRICT 16A



County

Stearns	465	1,016	589	1,017
DIST. 16A TOTAL	465	1,016	589	1,017

VOTE FOR NOMINATION FOR STATE SENATOR AND STATE REPRESENTATIVE IN LEGISLATURE BY COUNTY SEPTEMBER 9, 1980, PRIMARY ELECTION

DISTRICT 16B

	STATE REP.		STATE SEN.	
	DFL	IR	DFL	IR
	B. J. Brinkman	Loren E. Meyer	Joe Bertram	Ben Omann
Counties				
Meeker	84	60	88	68
Stearns	592	717	600	801
DIST. 16B TOTAL ..	676	777	688	869
DIST. 16 TOTAL			1,277	1,886

DISTRICT 17A

	STATE REP.			STATE SEN.		
	DFL	IR		DFL	IR	
	John Spartz	John T. Kosloske	Marcus Marsh	Jim Moline	James (Jim) Pehler	Jerry Weyrens
Counties						
Benton	358	429	692	165	373	1,014
Sherburne	131	65	196	102	129	295
Stearns	461	170	482	614	530	989
DIST. 17A TOTAL ..	950	664	1,370	881	1,032	2,298

DISTRICT 17B

County	STATE REP.			STATE SEN.		
	DFL	IR		DFL	IR	
	Bernie Boland	Gaston Rheature	Dave Gruenes	James (Jim) Pehler	Jerry Weyrens	
Stearns	1,094	664	928	1,559	925	
DIST. 17B TOTAL ..	1,094	664	928	1,559	925	
DIST. 17 TOTAL				2,591	3,223	

DISTRICT 18A

	STATE REP.		STATE SEN.		
	DFL	IR	DFL	IR	
	Dick Welch	Owen Baas	C. R. "Chuck" Davis	Kurt M. Haglund	Brad Larson
Counties					
Benton	950	392	484	584	417
Isanti	532	153	404	183	189
Mille Lacs	1,032	470	971	277	443
Sherburne	93	20	74	26	21
DIST. 18A TOTAL ..	2,607	1,035	1,933	1,070	1,070

DISTRICT 18B

	STATE REP.		STATE SEN.		
	DFL	IR	DFL	IR	
	Bob McEachern	Ewald Petersen	C. R. "Chuck" Davis	Kurt M. Haglund	Brad Larson
Counties					
Sherburne	710	356	466	290	352
Wright	706	446	303	484	451
DIST. 18B TOTAL ..	1,416	802	769	774	803
DIST. 18 TOTAL			2,702	1,844	1,873

DISTRICT 19A

County	STATE REP.			STATE SEN.		
	DFL	IR	AM*	DFL	IR	
	John T. Clawson	Howard Nelson	Don Lende	Randolph W. "Randy" Peterson	Dick Dahlberg	
Anoka	200	103	4	191	104	
Chisago	1,021	613	7	857	468	
Isanti	646	231	10	594	238	
DIST. 19A TOTAL ..	1,867	947	21	1,642	810	

DISTRICT 19B

	STATE REP.		STATE SEN.		
	DFL	IR	AM*	DFL	IR
	Terry Reuther	John Weaver	Don Lende	Randolph W. "Randy" Peterson	Dick Dahlberg
Counties					
Anoka	817	527	22	846	479
Hennepin	64	75	1	69	66
DIST. 19B TOTAL ..	881	602	23	915	545
DIST. 19 TOTAL			44	2,557	1,355

DISTRICT 20A

	STATE REP.		STATE SEN.		
	DFL	IR	DFL	IR	
	Elsworth Smogard	Ray Welker	Jim Nichols	Randy P. Kamrath	
Counties					
Chippewa	425	580	415	513	
Lac qui Parle	593	418	567	402	
Lyon	136	108	136	105	
Yellow Medicine ...	505	424	558	431	
DIST. 20A TOTAL ..	1,659	1,530	1,676	1,451	

DISTRICT 20B

County	STATE REP.			STATE SEN.		
	DFL	IR		DFL	IR	
	David Green	Cal Ludeman	Jim Nichols	Randy P. Kamrath		
Lincoln	260	189	315	174		
Lyon	562	575	753	638		
DIST. 20B TOTAL ..	822	764	1,068	812		
DIST. 20 TOTAL			2,744	2,263		

*see footnote, p. 4.

*see footnote, p. 4.

DISTRICT 21A

	STATE REP.		STATE SEN.	
	DFL	IR	DFL	IR
Alan W. Welle				
Dean Elton Johnson				
A. O. H. Setzepfandt				
Bob Bates				

County	DFL	IR	DFL	IR
Kandiyohi	744	732	968	593
DIST. 21A TOTAL	744	732	968	593

DISTRICT 21B

	STATE REP.		STATE SEN.	
	DFL	IR	DFL	IR
John Omtvedt				
Gaylin DenOuden				
A. O. H. Setzepfandt				
Bob Bates				

County	DFL	IR	DFL	IR
Kandiyohi	50	91	62	78
Redwood	382	422	416	346
Renville	511	506	571	442
Yellow Medicine	85	84	92	73
DIST. 21B TOTAL	1,028	1,103	1,141	939
DIST. 21 TOTAL			2,109	1,532

DISTRICT 22A

	STATE REP.		STATE SEN.	
	DFL	IR	DFL	IR
Adolph L. Kvam				
Kevin R. LeVair				
John J. Bernhagen				

County	DFL	IR	DFL	IR
McLeod	808	175	936	
Meeker	449	194	447	
Renville	339	115	351	
DIST. 22A TOTAL	1,596	484	1,734	

DISTRICT 22B

	STATE REP.		STATE SEN.	
	DFL	IR	DFL	IR
Mal Moench				
Dwight A. Poss				
Tony Onnen				
Kevin R. LeVair				
John J. Bernhagen				

County	DFL	IR	DFL	IR
Hennepin	0	2	4	4
McLeod	67	84	345	133
Meeker	3	3	8	4
Wright	694	823	1,902	1,406
DIST. 22B TOTAL	764	912	2,259	1,545
DIST. 22 TOTAL			2,029	3,888

DISTRICT 23A

	STATE REP.		STATE SEN.	
	DFL	IR	DFL	IR
Terry Morrison				
Gary Schafer				
Michael L. Schwertler				
Earl E. Renneke				

County	DFL	IR	DFL	IR
McLeod	458	1,321	370	1,363
Sibley	457	895	387	977
DIST. 23A TOTAL	915	2,216	757	2,340

DISTRICT 23B

	STATE REP.		STATE SEN.	
	DFL	IR	DFL	IR
Carl M. Johnson				
Al Maas				
Michael L. Schwertler				
Earl W. Renneke				

County	DFL	IR	DFL	IR
Blue Earth	55	38	49	41
Le Sueur	719	798	650	849
Nicollet	810	708	551	857
Scott	37	59	38	63
DIST. 23B TOTAL	1,621	1,603	1,288	1,810
DIST. 23 TOTAL			2,045	4,150

DISTRICT 24A

	STATE REP.		STATE SEN.	
	DFL	IR	DFL	IR
Robert E. Vansak				
Jerry Chmelik				
Clarence M. Purfeerst				
Erwin D. "Eriv" Sorenson				

County	DFL	IR	DFL	IR
Dakota	13	5	14	10
Le Sueur	719	378	692	371
Rice	294	309	285	306
Scott	110	22	80	20
DIST. 24A TOTAL	1,136	714	1,071	707

DISTRICT 24B

	STATE REP.		STATE SEN.	
	DFL	IR	DFL	IR
Roger J. Culhane				
Marnie Luknic				
Clarence M. Purfeerst				
Erwin D. "Eriv" Sorenson				

County	DFL	IR	DFL	IR
Le Sueur	250	259	258	250
Rice	258	382	307	332
DIST. 24B TOTAL	508	641	565	582
DIST. 24 TOTAL			1,636	1,289

DISTRICT 25A

	STATE REP.		STATE SEN.	
	DFL	IR	DFL	IR
Jerry Slater				
Steve Sviggum				
Lowell Peterson				
Steve Engler				

County	DFL	IR	DFL	IR
Dakota	363	833	368	772
Goodhue	159	613	176	579
DIST. 25A TOTAL	522	1,446	544	1,351

DISTRICT 25B

	STATE REP.		STATE SEN.	
	DFL	IR	DFL	IR
John Kilbride				
Lyle Mehrkens				
Lowell Peterson				
Steve Engler				

County	DFL	IR	DFL	IR
Goodhue	648	1,276	730	1,209
Wabasha	124	281	141	278
DIST. 25B TOTAL	772	1,557	871	1,487
DIST. 25 TOTAL			1,415	2,838

DISTRICT 26A

	STATE REP.		STATE SEN.	
	DFL	IR	DFL	IR
Buzz Anderson				
Les Kallsen				
Marion "Mike" Menning				
Jim Fellows				

County	DFL	IR	DFL	IR
Murray	367	224	360	236
Nobles	370	136	742	485
Pipestone	434	423	425	392
DIST. 26A TOTAL	1,171	783	1,527	1,113

DISTRICT 26B

	STATE REP.		STATE SEN.	
	DFL	IR	DFL	IR
Simon Koster				
Wendell O. Erickson				
Marion "Mike" Menning				
Jim Fellows				

County	DFL	IR	DFL	IR
Nobles	268	329	289	325
Rock	401	658	454	583
DIST. 26B TOTAL	669	987	743	908
DIST. 26 TOTAL			2,270	2,021

VOTE FOR NOMINATION FOR STATE SENATOR AND STATE REPRESENTATIVE IN LEGISLATURE BY COUNTY SEPTEMBER 9, 1980, PRIMARY ELECTION

DISTRICT 27A

	STATE REP.		STATE SEN.	
	DFL	IR	DFL	IR
	George Mann	Bill Lewis	Howard D. (Howie) Olson	Darrel Peterson
Counties				
Cottonwood	172	143	164	146
Jackson	368	246	351	256
Martin	91	240	105	216
Nobles	28	10	26	10
Watonwan	31	73	39	80
DIST. 27A TOTAL ..	690	712	685	708

DISTRICT 27B

	STATE REP.		STATE SEN.	
	DFL	IR	DFL	IR
	David Jennings	John S. Livermore	Howard D. (Howie) Olson	Darrel Peterson
Counties				
Martin	1,213	101	143	1,043
Watonwan	654	41	308	653
DIST. 27B TOTAL ..	1,867	142	451	1,696
DIST. 27 TOTAL ...			1,136	2,404

DISTRICT 28A

	STATE REP.		STATE SEN.	
	DFL	IR	DFL	IR
	Gilbert Esau	Chuck Spaeth	W.S. (Bill) Akre	Joe Broich Dennis Frederickson
Counties				
Brown	233	37	53	29
Cottonwood	458	93	46	57
Murray	281	175	22	87
Redwood	1,066	315	115	289
DIST. 28A TOTAL ..	2,038	620	236	1,624

DISTRICT 28B

	STATE REP.		STATE SEN.	
	DFL	IR	DFL	IR
	A. J. (Tony) Eckstein	Terry Dempsey	Chuck Spaeth	W. S. (Bill) Akre Joe Broich Dennis Frederickson
Counties				
Brown	752	3,233	699	1,859
Cottonwood	0	0	0	0
Nicollet	44	141	37	67
DIST. 28B TOTAL ..	796	3,374	736	1,926
DIST. 28 TOTAL ...			1,356	2,162

DISTRICT 29A

	STATE REP.		STATE SEN.	
	DFL	IR	DFL	IR
	John Considine	Mark Piepho	Darrel F. Olson	Jeff Seaber Glen A. Taylor
Counties				
Blue Earth	277	814	264	144
Nicollet	223	650	204	116
DIST. 29A TOTAL ..	500	1,464	468	1,255

DISTRICT 29B

	STATE REP.		STATE SEN.	
	DFL	IR	DFL	IR
	Robert (Bob) Swart	Richard (Dick) Wibley	Darrel F. Olson	Jeff Seaber Glen A. Taylor
County				
Blue Earth	411	1,704	427	387
DIST. 29B TOTAL ..	411	1,704	427	1,397
DIST. 29 TOTAL ...			895	2,652

DISTRICT 30A

	STATE REP.		STATE SEN.	
	DFL	DFL	DFL	IR
	Henry J. Kalis	Timothy J. Penny	Reuben Kaiser	
Counties				
Faribault	920	960	756	
Freeborn	567	669	337	
Martin	46	46	58	
DIST. 30A TOTAL ..	1,533	1,675	1,151	

DISTRICT 30B

	STATE REP.		STATE SEN.	
	DFL	IR	DFL	IR
	Jerry Schoenfeld	Armin Tesch	Timothy J. Penny	Reuben Kaiser
Counties				
Freeborn	268	368	345	353
Steele	89	136	95	133
Waseca	840	1,049	889	921
DIST. 30B TOTAL ..	1,197	1,553	1,329	1,407
DIST. 30 TOTAL ...			3,004	2,558

DISTRICT 31A

	STATE REP.		STATE SEN.	
	DFL	IR	DFL	IR
	Colin "Coke" Minehart	Bob Haukoos	Tom Nelson	Bernice Weldon
Counties				
Freeborn	766	1,317	928	993
Mower	12	14	18	15
DIST. 31A TOTAL ..	778	1,331	946	1,008

DISTRICT 31B

	STATE REP.		STATE SEN.	
	DFL	DFL	DFL	IR
	Leo J. Reding	Tom Nelson	Bernice Weldon	
County				
Mower	1,533	1,576	660	
DIST. 31B TOTAL ..	1,533	1,576	660	
DIST. 31 TOTAL ...			2,522	1,668

DISTRICT 32A

STATE REP.		STATE SEN.	
DFL	IR	DFL	IR
Tom J. Shea			Mel Frederick
	John S. Biersdorf	Darrel Miller	

Counties

Dodge	151	343	149	363
Steele	1,541	2,562	998	2,562
DIST. 32A TOTAL	1,692	2,905	1,147	2,925

DISTRICT 32B

STATE REP.		STATE SEN.	
DFL	IR	DFL	IR
Randall W(Randy) Bachman			Mel Frederick
	Don L. Friedrich	Darrel Miller	

Counties

Dodge	91	257	108	243
Olmsted	238	795	273	789
DIST. 32B TOTAL	329	1,052	381	1,032
DIST. 32 TOTAL...			1,528	3,957

DISTRICT 33A

STATE REP.		STATE SEN.	
IR	DFL	IR	DFL
J.R. "Dick" Kaley			Nancy Brataas
	Michael P. Forbes		

County

Olmsted	831	206	810
DIST. 33A TOTAL	831	206	810

DISTRICT 33B

STATE REP.		STATE SEN.	
DFL	IR	DFL	IR
Sue Bateman			Nancy Brataas
	Willard H. Knapp	Ken Zubay	
		Michael P. Forbes	

County

Olmsted	287	285	1,101	250	1,220
DIST. 33B TOTAL	287	285	1,101	250	1,220
DIST. 33 TOTAL...				456	2,030

DISTRICT 34A

STATE REP.		STATE SEN.	
DFL	IR	DFL	IR
Bob Olson			Carrol P. Peterson
	Warren "Tom" Stowell	Roger Laufenburger	
		Pat Kronebusch	

Counties

Olmsted	34	224	55	154	81
Wabasha	172	429	187	283	177
Winona	429	1,458	489	1,199	385
DIST. 34A TOTAL	635	2,111	731	1,636	643

DISTRICT 34B

STATE REP.		STATE SEN.	
DFL	IR	DFL	IR
Robert A. DuFresne			Carrol P. Peterson
	M. J. "Mac" McCauley	Tim Sherman	
		Roger Laufenburger	
		Pat Kronebusch	

County

Winona	933	1,283	1,646	975	1,901	632
DIST. 34B TOTAL	933	1,283	1,646	975	1,901	632
DIST. 34 TOTAL...				1,706	3,537	1,275

DISTRICT 35A

STATE REP.		STATE SEN.	
IR	DFL	IR	DFL
Elton R. Redalen			Duane Benson
	Jerome O. (Jerry) Gunderson		

Counties

Fillmore	1,385	314	1,416
Mower	390	185	397
Olmsted	45	17	38
DIST. 35A TOTAL	1,820	516	1,851

DISTRICT 35B

STATE REP.		STATE SEN.	
DFL	IR	DFL	IR
Ken Tschumper			Duane Benson
	Al Wieser, Jr.	Jerome O. (Jerry) Gunderson	

Counties

Fillmore	141	734	193	822
Houston	164	669	175	619
Winona	89	312	96	238
DIST. 35B TOTAL	394	1,715	464	1,679
DIST. 35 TOTAL			980	3,530

DISTRICT 36A

STATE REP.		STATE SEN.	
DFL	IR	DFL	IR
Jan Storms			Marge Kinney
	K. J. McDonald	Robert J. "Bob" Schmitz	

Counties

Carver	425	651	450	555
Hennepin	0	0	0	0
DIST. 36A TOTAL	425	651	450	555

DISTRICT 36B

STATE REP.		STATE SEN.	
DFL	IR	DFL	IR
John Wagner			Marge Kinney
	Tom Rees	Robert J. "Bob" Schmitz	

Counties

Carver	9	6	12	6
Scott	1,165	962	1,433	797
DIST. 36B TOTAL	1,174	968	1,445	803
DIST. 36 TOTAL...			1,895	1,358

DISTRICT 37A

STATE REP.	STATE SEN.	
DFL	DFL	IR
Shirley Hokanson	John H Allers	Helen Yates
841	204	791
DIST. 37A TOTAL	841	204

STATE SEN.	IR
Richard B. Holt	Steve Lindgren
89	925
DIST. 37A TOTAL	89

DISTRICT 37B

STATE REP.	STATE SEN.	
DFL	IR	DFL
James C. "Jim" Swanson	Reed Skogerboe	John H Allers
906	806	229
DIST. 37B TOTAL	906	806

STATE SEN.	IR
Helen Yates	Richard B. Holt
813	104
DIST. 37B TOTAL	813

DISTRICT 38A

STATE REP.	STATE SEN.	
DFL	IR	DFL
Bruce D. Williamson	Kathleen Blatz	Lyle Abeln
302	638	297
DIST. 38A TOTAL	302	638

STATE SEN.	IR
Bill Belanger	
616	
DIST. 38A TOTAL	616

DISTRICT 38B

STATE REP.	STATE SEN.	
DFL	IR	DFL
Jim (James) Logan	Bill Peterson	Lyle Abeln
213	522	219
DIST. 38B TOTAL	213	522

STATE SEN.	IR
Bill Belanger	
513	
DIST. 38B TOTAL	513

DISTRICT 39A

STATE REP.	STATE SEN.	
IR	DFL	IR
Mary Forsythe	Clifford A. Carlson	Otto Bang
1,306	132	1,120
DIST. 39A TOTAL	1,306	132

STATE SEN.	IR
DIST. 39A TOTAL	1,120

DISTRICT 39B

STATE REP.	STATE SEN.	
IR	DFL	IR
John Himle	Clifford A. Carlson	Otto Bang
1,042	217	1,107
DIST. 39B TOTAL	1,042	217

STATE SEN.	IR
DIST. 39B TOTAL	2,227

DISTRICT 40A

STATE REP.	STATE SEN.	
IR	DFL	IR
Doug Ewald	Jim Buckman	John Keefe
808	202	804
DIST. 40A TOTAL	808	202

STATE SEN.	IR
DIST. 40A TOTAL	804

DISTRICT 40B

STATE REP.	STATE SEN.	
IR	DFL	IR
Jerry Knickerbocker	Jim Buckman	John Keefe
788	271	779
DIST. 40B TOTAL	788	271

STATE SEN.	IR
DIST. 40B TOTAL	1,583

DISTRICT 41A

STATE REP.	STATE SEN.	
IR	DFL	IR
Sally Olsen	Irv Stern	David Latvaaho
666	262	607
DIST. 41A TOTAL	666	262

STATE SEN.	IR
DIST. 41A TOTAL	607

DISTRICT 41B

STATE REP.	STATE SEN.	
DFL	IR	DFL
George Ash	Elliot Rothenberg	Irv Stern
242	674	251
DIST. 41B TOTAL	242	674

STATE SEN.	IR
DIST. 41B TOTAL	1,223

DISTRICT 42A

STATE REP.	STATE SEN.	
DFL	IR	DFL
Tad Jude	Bill Savage	Ben Withhart
648	577	568
DIST. 42A TOTAL	677	590

STATE SEN.	IR
DIST. 42A TOTAL	597

DISTRICT 42B

STATE REP.	STATE SEN.	
IR	DFL	IR
Robert L. Searles	Ben Withhart	George Pillsbury
708	198	740
DIST. 42B TOTAL	708	198

STATE SEN.	IR
DIST. 42B TOTAL	1,337

DISTRICT 43A

STATE REP.	STATE SEN.	
IR	DFL	IR
Lon Heinitz	Emily Staples	Jim Ramstad
863	283	897
DIST. 43A TOTAL	863	283

STATE SEN.	IR
DIST. 43A TOTAL	897

DISTRICT 43B

STATE REP.	STATE SEN.	
DFL	IR	DFL
Sara Jaehne	Jim Heap	Emily Staples
602	1,189	830
DIST. 43B TOTAL	602	1,189

STATE SEN.	IR
DIST. 43B TOTAL	1,926

DISTRICT 44A

STATE REP.	STATE SEN.	
DFL	IR	DFL
Lyndon R. Carlson	Loel F. Bertrand	Rod Gooler
344	344	318
DIST. 44A TOTAL	344	318

STATE SEN.	IR
DIST. 44A TOTAL	369

DISTRICT 44B

STATE REP.	STATE SEN.	
DFL	IR	DFL
Peter E. Weintsma	Dorothy Holtr	Hubert H. "Skip" Humphrey III
280	281	286
DIST. 44B TOTAL	280	281

STATE SEN.	IR
DIST. 44B TOTAL	655

DISTRICT 45A

	STATE REP.		STATE SEN.	
	DFL	IR	DFL	IR
	Claire Colberg	Tom Robertson	Bill Schreiber	William P. "Bill" Luther
				Wendy Maltzen
County				
Hennepin	131	330	558	493
DIST. 45A TOTAL	131	330	558	493

DISTRICT 45B

	STATE REP.		STATE SEN.	
	DFL	IR	DFL	IR
	Robert L. "Bob" Ellingson	Bill Lakotes	William P. "Bill" Luther	Wendy Maltzen
County				
Hennepin	289	238	302	237
DIST. 45B TOTAL	289	238	302	237
DIST. 45 TOTAL			754	730

DISTRICT 46A

	STATE REP.		STATE SEN.	
	DFL	IR	DFL	IR
	Paul McCarron	Jack Kirkham	Don Frank	David D. Schaaf
				Duane Budde
Counties				
Anoka	1,348	294	925	529
Ramsey	671	130	455	247
DIST. 46A TOTAL	2,019	424	1,380	776

DISTRICT 46B

	STATE REP.		STATE SEN.	
	DFL	IR	DFL	IR
	Dan Klingensmith	Wayne Simoneau	Melody L. Sikely	Don Frank
				David D. Schaaf
				Duane Budde
County				
Anoka	518	1,854	442	1,447
DIST. 46B TOTAL	518	1,854	442	1,447
DIST. 46 TOTAL			2,827	1,721

DISTRICT 47A

	STATE REP.		STATE SEN.	
	DFL	IR	DFL	IR
	Joel Jacobs	Carmela "Ronnie" Sandell	Gene Merriam	Jim LiaBraaten
County				
Anoka	2,128	755	2,043	792
DIST. 47A TOTAL	2,128	755	2,043	792

DISTRICT 47B

	STATE REP.		STATE SEN.	
	DFL	IR	DFL	IR
	Gordon O. Voss	Gene Merriam	Jim LiaBraaten	
County				
Anoka	1,195	1,175	337	
DIST. 47B TOTAL	1,195	1,175	337	
DIST. 47 TOTAL		3,218	1,129	

DISTRICT 48A

	STATE REP.		STATE SEN.	
	DFL	IR	DFL	IR
	Steven G. Novak	Tony Bennett	Carl Brookins	Robert O. (Bob) Ashbach
County				
Ramsey	678	496	568	503
DIST. 48A TOTAL	678	496	568	503

DISTRICT 48B

	STATE REP.		STATE SEN.	
	DFL	IR	DFL	IR
	John Liebgott	John Rose	Carl Brookins	Robert O. (Bob) Ashbach
County				
Ramsey	297	383	276	375
DIST. 48B TOTAL	297	383	276	375
DIST. 48 TOTAL			844	878

DISTRICT 49A

	STATE REP.		STATE SEN.	
	DFL	IR	DFL	IR
	Howard J. Niesen	Don Valento	Gregory (Greg) Dahl	Dee (Delores) Knaak
Counties				
Anoka	244	123	244	120
Ramsey	413	316	398	297
DIST. 49A TOTAL	657	439	642	417

DISTRICT 49B

	STATE REP.		STATE SEN.	
	DFL	IR	DFL	IR
	Joel Martin Holstad	Robert W. (Bob) Reif	Gregory (Greg) Dahl	Dee (Delores) Knaak
County				
Ramsey	369	617	399	602
DIST. 49B TOTAL	369	617	399	602
DIST. 49 TOTAL			1,041	1,019

DISTRICT 50A

	STATE REP.		STATE SEN.	
	DFL	IR	DFL	IR
	William J. (Bill) Lester	Connie Levi	Jerome "Jerry" M. Hughes	Don Wiegert
Counties				
Ramsey	49	21	54	24
Washington	716	1,464	783	1,289
DIST. 50A TOTAL	765	1,485	837	1,313

DISTRICT 50B

	STATE REP.		STATE SEN.	
	DFL	IR	DFL	IR
	Dick Kostohryz	R.G. (Rusty) Gunvaldson	Sam Henriksen	Jerome "Jerry" M. Hughes
				Don Wiegert
County				
Ramsey	756	208	446	736
DIST. 50B TOTAL	756	208	446	736
DIST. 50 TOTAL			1,573	1,827

DISTRICT 51A

	STATE REP.		STATE SEN.	
	DFL	IR	DFL	IR
	Arthur D. Foisberg	Gary W. Laidig	Gerry Sikorski	Fran Duncan
County				
Washington	1,639	3,009	2,184	2,736
DIST. 51A TOTAL	1,639	3,009	2,184	2,736

DISTRICT 51B

	STATE REP.		STATE SEN.	
	DFL	IR	DFL	IR
	Mike Sieben	John R. Sauters	Gerry Sikorski	Fran Duncan
County				
Washington	1,257	811	1,226	918
DIST. 51B TOTAL	1,257	811	1,226	918
DIST. 51 TOTAL			3,410	3,654

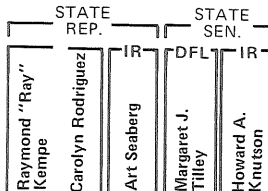
DISTRICT 52A

	STATE REP.		STATE SEN.	
	DFL	IR	DFL	IR
	James P. Metzzen	A.M. "Speed" Reynolds	Conrad M. Vega	Dennis Ozment
County				
Dakota	909	382	885	403
DIST. 52A TOTAL	909	382	885	403

DISTRICT 52B

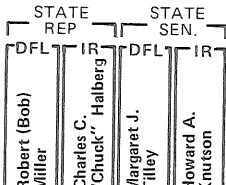
	STATE REP.		STATE SEN.	
	DFL	IR	DFL	IR
	Harry Sieben, Jr.	Marge Schneider	Conrad M. Vega	Dennis Ozment
Counties				
Dakota	1,622	918	1,446	935
Washington	2	0	1	0
DIST. 52B TOTAL	1,624	918	1,447	935
DIST. 52 TOTAL			2,332	1,338

DISTRICT 53A



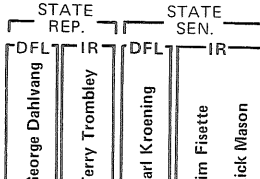
County				
Dakota	1,242	1,507	1,059	1,849
DIST. 53A TOTAL	1,242	1,507	1,059	1,849

DISTRICT 53B



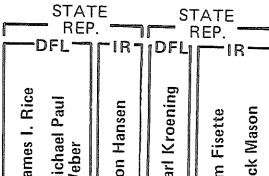
County			
Dakota	677	1,157	622
DIST. 53B TOTAL	677	1,157	622
DIST. 53 TOTAL		2,471	2,170

DISTRICT 54A



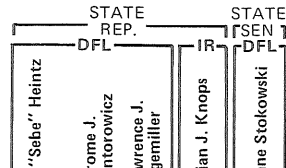
County				
Hennepin	1,186	590	1,333	210
DIST. 54A TOTAL	1,186	590	1,333	210

DISTRICT 54B



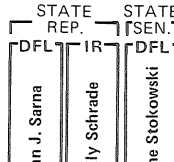
County					
Hennepin	876	351	392	1,140	135
DIST. 54B TOTAL	876	351	392	1,140	135
DIST. 54 TOTAL				2,473	345

DISTRICT 55A



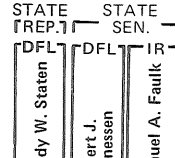
Counties					
Anoka	723	106	452	112	1,206
Hennepin	481	607	1,258	167	1,705
DIST. 55A TOTAL	1,204	713	1,710	279	2,911

DISTRICT 55B



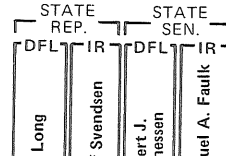
Counties			
Anoka	64	14	66
Hennepin	821	398	898
DIST. 55B TOTAL	885	412	964
DIST. 55 TOTAL			3,875

DISTRICT 56A



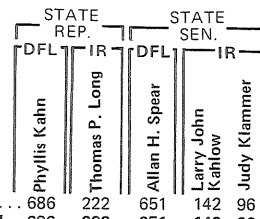
County			
Hennepin	625	556	146
DIST. 56A TOTAL	625	556	146

DISTRICT 56B



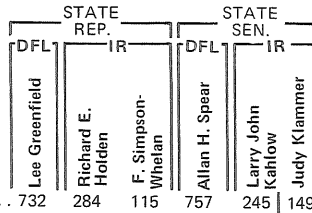
County				
Hennepin	803	481	685	318
DIST. 56B TOTAL	803	481	685	318
DIST. 56 TOTAL				1,241

DISTRICT 57A



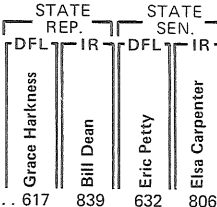
County				
Hennepin	686	222	651	96
DIST. 57A TOTAL	686	222	651	96

DISTRICT 57B



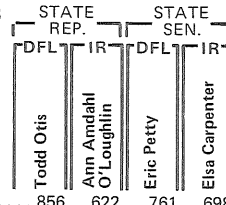
County					
Hennepin	732	284	115	757	245
DIST. 57B TOTAL	732	284	115	757	245
DIST. 57 TOTAL				1,408	387

DISTRICT 58A



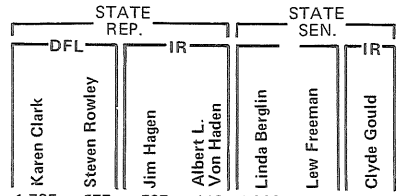
County			
Hennepin	617	839	632
DIST. 58A TOTAL	617	839	632

DISTRICT 58B



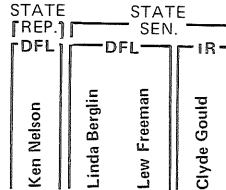
County				
Hennepin	856	622	761	698
DIST. 58B TOTAL	856	622	761	698
DIST. 58 TOTAL				1,393

DISTRICT 59A



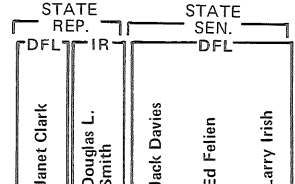
County					
Hennepin	1,725	777	537	112	1,923
DIST. 59A TOTAL	1,725	777	537	112	1,923

DISTRICT 59B



County			
Hennepin	1,399	1,436	760
DIST. 59B TOTAL	1,399	1,436	760
DIST. 59 TOTAL		3,359	1,227

DISTRICT 60A



County				
Hennepin	1,301	386	712	255
DIST. 60A TOTAL	1,301	386	712	255

DISTRICT 60B	STATE REP.		STATE SEN.		County
	DFL	IR	DFL	IR	
	Donna Peterson	Niels Christensen	Thomas Strahan	Jack Davies	
Hennepin	1,796	272	555	1,180	575
DIST. 60B TOTAL	1,796	272	555	1,180	575
DIST. 60 TOTAL...			1,892	1,303	830

DISTRICT 61A	STATE REP.		STATE SEN.		County
	DFL	IR	DFL	IR	
	John Brandl	Bill Crandall	Frank Knoll	Dan Biersdorf	
Hennepin	797	1,036	798	982	
DIST. 61A TOTAL	797	1,036	798	982	

DISTRICT 61B	STATE SEN.		STATE SEN.		County
	DFL	IR	DFL	IR	
	Wesley J. "Wes" Skoglund	Jim Norman	Frank Knoll	Dan Biersdorf	
Hennepin	1,083	708	736	547	
DIST. 61B TOTAL	1,083	708	736	547	
DIST. 61 TOTAL...			1,534	1,529	

DISTRICT 62A	STATE REP.		STATE SEN.		County
	DFL	IR	DFL	IR	
	Ann Wynia	John R. Whipple	Neil Dieterich	Gary Blume	
Hennepin	776	446	750	416	
DIST. 62A TOTAL	776	446	750	416	

DISTRICT 62B	STATE REP.		STATE SEN.		County
	DFL	IR	DFL	IR	
	Walter Hanson	Mike Fritz	Neil Dieterich	Gary Blume	
Ramsey	940	487	842	426	
DIST. 62B TOTAL	940	487	842	426	
DIST. 62 TOTAL...			1,592	842	

DISTRICT 63A	STATE REP.		STATE SEN.		County
	DFL	IR	DFL	IR	
	Kathleen Vellenga	Jack Schluckebier	Robert D. Lippert	Danise M. Glendenning	
Ramsey	890	918	809	125	871
DIST. 63A TOTAL	890	918	809	125	871

DISTRICT 63B	STATE REP.		STATE SEN.		County
	DFL	IR	DFL	IR	
	Dick Mitchell	John Drew	Robert D. Lippert	Danise M. Glendenning	
Ramsey	953	1,269	881	108	1,240
DIST. 63B TOTAL	953	1,269	881	108	1,240
DIST. 63 TOTAL...			1,690	233	2,111

DISTRICT 64A	STATE REP.		STATE SEN.		County
	DFL	IR	DFL	IR	
	Thomas W. Kelly	Tom Osthoff	Raymond V. Graybar	Peter P. Stumpf	
Ramsey	717	2,013	324	1,994	301
DIST. 64A TOTAL	717	2,013	324	1,994	301

DISTRICT 64B	STATE REP.		STATE SEN.		County
	DFL	IR	DFL	IR	
	Peggy Byrne	Virginia Zasada	Bill Brownell	Peter P. Stumpf	
Ramsey	1,309	794	250	1,528	236
DIST. 64B TOTAL	1,309	794	250	1,528	236
DIST. 64 TOTAL...			3,522	537	

DISTRICT 65A	STATE REP.		STATE SEN.		County
	DFL	IR	DFL	IR	
	Fred C. Norton	Sharon L. Anderson	Diane Ahrens	Donald M. Moe	
Ramsey	1,637	204	907	1,183	219
DIST. 65A TOTAL	1,637	204	907	1,183	219

DISTRICT 65B	STATE REP.		STATE SEN.		County
	DFL	IR	DFL	IR	
	Tom Harens	F. R. (Dick) Kadrie	Allan Klein	Arthur F. Meincke	
Ramsey	1,241	292	985	67	409
DIST. 65B TOTAL	1,241	292	985	67	409
DIST. 65 TOTAL...			2,130	3,389	513

DISTRICT 66A	STATE REP.		STATE SEN.		County
	DFL	IR	DFL	IR	
	Mitchell J. Lallier	Richard M. O'Connor	Lee Runyon	Gene Waldorf	
Ramsey	597	870	372	1,207	408
DIST. 66A TOTAL	597	870	372	1,207	408

DISTRICT 66B	STATE REP.		STATE SEN.		County
	DFL	IR	DFL	IR	
	Randy C. Kelly	Arnie Olsen	Mark Heitman	Gene Waldorf	
Ramsey	1,662	152	423	1,418	409
DIST. 66B TOTAL	1,662	152	423	1,418	409
DIST. 66 TOTAL...			2,625	817	

DISTRICT 67A	STATE REP.		STATE SEN.		Counties
	DFL	IR	DFL	IR	
	Frank J. Rodriguez, Sr.	Mike Barich	Marilyn Lantry	Bill White	
Dakota	392	254	337	232	
Ramsey	629	180	617	169	
DIST. 67A TOTAL	1,021	434	954	401	

DISTRICT 67B	STATE REP.		STATE SEN.		County
	DFL	IR	DFL	IR	
	John Tomlinson	Philip Krimkie	Marilyn Lantry	Bill White	
Ramsey	1,228	459	1,210	428	
DIST. 67B TOTAL	1,228	459	1,210	428	
DIST. 67 TOTAL...			2,164	829	