

Madame Tussauds

ORLANDO

Sensory Guide

A guide intended to make it easier for parents to plan activities for children on the autism spectrum, by providing insight on how sensory processing issues may be affected.

Disclaimer: The assessors believe the information in this assessment report to be correct at the time of printing. The assessors do not accept responsibility for any consequences arising from the use of this information. This should not be relied upon as an exhaustive record of all possible risks or hazards that may exist or potential improvements that can be made.

Madame Tussauds

ORLANDO

Wax Figure Experiences



Madame Tussauds Orlando Sensory Guide


Photo / Pitbull Party Yacht

After buying your ticket you can choose to purchase a Madame Tussauds guidebook with fun facts on our figures. Next is the photo experience, which is optional. After that, you'll walk past the green screen and see Pitbull on his Miami yacht!

TOUCH



TASTE



SOUND



SMELL



SIGHT



Sensory Level (1= low sensory stimulation, 5= high sensory stimulation)

2

1

3

1

3

Guest Guidelines/Tips

- After purchasing a ticket, you'll be given information with the locations of restrooms and the nearest safe room.
- Next, you'll have the chance to get your family photo taken, but all photos are optional and you can bypass at any time.
- Props are optional in every room, and Pitbull has a champagne bottle as well as glasses to pose for photos.
- You can touch and hug our figures, but be careful not to hurt them by pushing or hitting them.
- The music in the room will be some of Pitbull's most famous songs!

Figures to Check Out

- Pitbull

Madame Tussauds Orlando Sensory Guide


Ponce de Leon Room

This is a room that looks like it's a boat with low lighting. There's a cannon, a captain's wheel, bench seating for the crew, and Ponce de Leon himself! Let's learn about how Florida was founded!

TOUCH



TASTE



SOUND



SMELL



SIGHT



Sensory Level (1= low sensory stimulation, 5= high sensory stimulation)

4

1

3

1

4

Guest Guidelines/Tips

- You can touch and hug our figures, but be careful not to hurt them by pushing or hitting them.
- There will be interesting facts that light up the floor so that you can learn more about the man who found Florida!
- There's realistic lighting of the ship window's shadows that brings you further into the world.
- Ponce's wheel can spin so that you can feel like you're captaining a ship and so that you can learn more fun facts about the Ponce and the founding of Florida.
- **Tip:** You can wear hats similar to those that Ponce wore back in the 1400's and use his telescope to find new lands!
- **Warning:** There is a cannon sound that will go off as guests pass into the room.

Figures to Check Out

- Juan Ponce de Leon

Madame Tussauds Orlando Sensory Guide

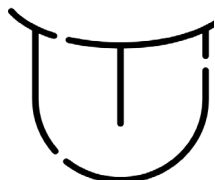
Uncle Sam/Abe Lincoln Room

Walk through history with Uncle Sam's efforts in the War of 1812 and Lincoln's efforts during the Civil War. Uncle Sam is a standing figure, and Lincoln is sitting in the Ford Theater with a seat for you to enjoy as well!

TOUCH



TASTE



SOUND



SMELL



SIGHT



Sensory Level (1= low sensory stimulation, 5= high sensory stimulation)

3

1

3

1

5

Guest Guidelines/Tips

- You can touch and hug our figures, but be careful not to hurt them by pushing or hitting them.
- There will be very low levels of war music in the background.
- There are two different scenes in this room from Uncle Sam to Abe Lincoln. The effect may be a bit jarring but the colors are all neutrals and more calming.
- **Tip:** Make sure to try on the Uncle Sam jacket and hat for the perfect selfie in front of the campfire!
- **Tip:** Sign the civil war book to show all your friends that you visited Madame Tussauds.

Figures to Check Out

- Uncle Sam
- Abraham Lincoln

Madame Tussauds Orlando Sensory Guide

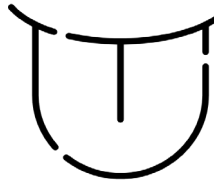
Neil Armstrong Room

The room is split in half. Half looks like the moon and Neil Armstrong is in his space suit and has landed! The other half looks like a 1960's living room with an old TV to let you feel just like everyone in the world did when Armstrong landed.

TOUCH



TASTE



SOUND



SMELL



SIGHT



Sensory Level (1= low sensory stimulation, 5= high sensory stimulation)

3

1

3

1

5

Guest Guidelines/Tips

- You can touch and hug our figures, but be careful not to hurt them by pushing or hitting them.
- First you'll walk from Abe Lincoln's theater into the 1960's living room where you'll see Neil Armstrong next to you and you can join him on the moon.
- Listen to Neil Armstrong as he lands on the moon for the first time!
- Grab the space backpack and helmet as you get ready to jump on the moon with Neil.
- See yourself on the TV like the people did in the 1960's when Armstrong landed.

Figures to Check Out

- Neil Armstrong

Madame Tussauds Orlando Sensory Guide


President Trump/Obama Room

Walk into the oval office and experience the opportunity to sit behind the desk of the President of the United States! Then, you can see President Obama near the Washington Monument.

TOUCH



TASTE



SOUND



SMELL



SIGHT



Sensory Level (1= low sensory stimulation, 5= high sensory stimulation)

3

1

1

1

2

Guest Guidelines/Tips

- You can touch and hug our figures, but be careful not to hurt them by pushing or hitting them.
- Grab the phone on the oval office desk for all the important calls that you, as the new President, need to make.
- Sit back in the comfy chair of the president and pose with sitting President Trump.
- Jump up and join Obama at the Washington Monument.
- The colors are mostly off white and yellow, and very light. There is little to no sound in this room, other than what you can hear from neighboring rooms.

Figures to Check Out

- Donald Trump
- Barack Obama

Madame Tussauds Orlando Sensory Guide


MLK, Einstein, Edison, Steve Jobs Room

Speed through history with a flair for fun! First you'll wave with MLK Jr, and then you can sit with Disney and play in his workshop. Afterwards, you'll meet our favorite geniuses! Einstein is in his study and Edison is working in his lab playing with electricity. Finally you'll find our modern masterminds – Warhol is posing with his art and Steve Jobs with his coding

TOUCH



TASTE



SOUND



SMELL



SIGHT



Sensory Level (1= low sensory stimulation, 5= high sensory stimulation)

5

1

3

1

5

Guest Guidelines/Tips

- There is a lot of visual stimulation and interactives in this room. Almost every figure has either props or a game to play to learn more about them, but all props/games are optional.
- You can touch and hug our figures, but be careful not to hurt them by pushing or hitting them.
- Disney has a game where you trace a sheep and learn how it gets turned into animation.
- Einstein has an intelligence test with fun facts that test your IQ.
- Edison has a game that works like operation with buzzing sounds if you hit the sides as you move a handle through a cable to understand electricity.
- Andy Warhol has wigs that you can try on and then you'll see yourself in the multi-colored TV.
- **Warning:** This TV visual is essentially a colorful mirror and can be a bit jarring for those who are more sensitive to colors.

Figures to Check Out

- Martin Luther King Jr.
- Walt Disney
- Albert Einstein
- Thomas Edison
- Steve Jobs
- Andy Warhol


Madame Marie Tussaud/Wax Hands Room

Walk in and meet the famous Marie Tussaud herself. In this room, you'll learn about how she created the brand that Madame Tussauds has become today. There's an open theater in the corner ahead when you first walk in where you can watch a video about the history of her life. Finally, the wax hands experience on your right when entering will be closed.

TOUCH



TASTE



SOUND



SMELL



SIGHT



Sensory Level (1= low sensory stimulation, 5= high sensory stimulation)

1

1

1

1

5

Guest Guidelines/Tips

- You can touch and hug our figures, but be careful not to hurt them by pushing or hitting them.
- Madame Tussaud has her name on the table in a fun light for you to take pictures with.
- You can walk into the small theater area and watch a history of Madame Tussaud's life.
- You can take a quiz on a machine near the entrance to the sports room to learn all the facts about how wax figures are made.
- **Warning:** You see wax figures in various stages of development from the metal skeleton to the wax head with and without paint. It may be a bit jarring to see the figures look like that.

Figures to Check Out

- Marie Tussaud

Madame Tussauds Orlando Sensory Guide


Sports Room

Walk into the set of various American sports! First, you'll see David Beckham straight ahead with Dale Earnhardt Jr. and Muhammed Ali to the right. Next, Serena Williams will be on the right with Shaq and Neymar Jr., while Dan Marino and Peyton Manning are both on the football field. Finally, you'll see Tiger Woods on the golf course with Derek Jeter batting around the corner.

TOUCH



TASTE



SOUND



SMELL



SIGHT



Sensory Level (1= low sensory stimulation, 5= high sensory stimulation)

5

1

3

1

4

Guest Guidelines/Tips

- You can touch and hug our figures, but be careful not to hurt them by pushing or hitting them.
- There are so many ways to interact with the figures in this room, and each interaction with props is optional for those interested.
- **Warning:** The game next to Muhammed Ali won't have sound but can be very visually stimulating with the red color moving between the buttons, hence the 4 rating for sight.
- **Tip:** Dress yourself in a Dolphins jersey and football gear before heading to take your photos with Dan Marino and Peyton Manning. Then, try to dunk the basketball like Shaq.
- **Tip:** Play mini golf with Tiger Woods before heading into his golf cart for a perfect selfie!

Figures to Check Out

- Neymar Jr.
- David Beckham
- Dale Earnhardt Jr.
- Muhammad Ali
- Serena Williams
- Shaquille O'Neal

- Peyton Manning
- Dan Marino
- Tiger Woods
- Derek Jeter
- Evander Holyfield

Madame Tussauds Orlando Sensory Guide


Music Room

Meet your favorite pop stars and get the opportunity to take a red carpet selfie with them! This room is set up as one large, open space with figures scattered throughout it. There's everyone from Madonna to Beyoncé to Bieber. There are three screens throughout the room with different videos and assorted props for the best pictures.

TOUCH



TASTE



SOUND



SMELL



SIGHT



Sensory Level (1= low sensory stimulation, 5= high sensory stimulation)

3

1

5

1

5

Guest Guidelines/Tips

- This is our most visually stimulating room. There are a lot of figures grouped together, thus there will be a lot of families in this area and each figure has an interactive that can be distracting.
- You can touch and hug our figures, but be careful not to hurt them by pushing or hitting them.
- **Warning:** Music videos will play on the small screens behind Ariana Grande, Selena Gomez, and Madonna. If you push the buttons on the walls nearby the monitors, then the music will play as well.
- **Tip:** Dress up just like Elvis for your first impersonator look!
- **Tip:** Jump on stage to learn the dance to Justin Bieber's "Sorry" music video with the ReQuest dance crew.

Figures to Check Out

- Beyoncé
- Ricky Martin
- Selena Gomez
- Cody Simpson
- Ariana Grande
- Lady Gaga
- Justin Bieber

- Elvis
- Michael Jackson
- Madonna
- Miley Cyrus
- Austin Mahone
- Ross Lynch

Madame Tussauds Orlando Sensory Guide

Madame Tussauds
ORLANDO


TV Shows Room

Ever since the golden age of TV in the 1960's, we all love our TV shows! After passing Ross Lynch and Austin Mahone, you'll walk past Jimmy Fallon's desk on the right. Then, you'll see Oprah on the left with Katy Perry. Across from him, you'll see Neil Patrick Harris as 'Barney Stinson' and Sofia Vergara before ending with Jim Parsons on the left.

TOUCH



TASTE



SOUND



SMELL



SIGHT



Sensory Level (1= low sensory stimulation, 5= high sensory stimulation)

3

1

3

1

3

Guest Guidelines/Tips

- You can touch and hug our figures, but be careful not to hurt them by pushing or hitting them.
- Each set was designed to look like a part of the TV show that it comes from, so have fun jumping behind the lens on the camera!
- **Tip:** Pictures at the desk with Jimmy Fallon or behind the camera with Jim Parsons look fantastic if you have one of the guest experience staff members take the picture from farther away.

Figures to Check Out

- Jimmy Fallon
- Oprah
- Neil Patrick Harris as 'Barney Stinson'
- Katy Perry
- Sofia Vergara
- Jim Parsons

Madame Tussauds Orlando Sensory Guide

Madame Tussauds
ORLANDO


Justice League: A Call for Heroes Room

HEROES UNITE! The Justice League have swooped into Madame Tussauds Orlando and they need YOUR to help save the world. Wield the power of Wonder Woman's wrist gauntlets, help Superman lift a REAL helicopter, and act fast to summon Batman into battle!

TOUCH



TASTE



SOUND



SMELL



SIGHT



Sensory Level (1= low sensory stimulation, 5= high sensory stimulation)

5

1

3

1

5

Guest Guidelines/Tips

- You can touch and hug our figures, but be careful not to hurt them by pushing or hitting them.
- Walk straight onto the streets of Gotham City and Metropolis and experience life with superheroes by helping them save the world.
- First you'll watch the newscaster's video with Batman about the crisis in A Call for Heroes.
- **Warning:** The video to enter the Justice League: A Call for Heroes is very visually stimulating. Also, the realness of the experience can be a bit jarring.
- **Tips:** Flash – Run alongside the Flash to run at lightning speed. Wonder Woman – hold her pose next to her for the building to explode behind you. Cyborg – Find the secret code to harness the power of technology. Superman – you get to lift a real helicopter to help Superman save the day. Batman – if you move the Bat signal, you'll see how Batman arrives in battle. Aquaman – touch the trident to summon the power of the seas!

Figures to Check Out

- The Flash
- Wonder Woman
- Cyborg
- Superman
- Batman
- Aquaman

Madame Tussauds Orlando Sensory Guide


Movies Room

From Breakfast at Tiffany's to Shrek to the Hunger Games, you can see it all here! The first few people you'll see are Shrek and Fiona as well as Audrey Hepburn across from them. Then, on the left you'll see Jackie Chan and Danny with Sandy from Grease. Next to them is Dwayne "The Rock" Johnson in his movie set. Ahead is Steven Spielberg with E.T. and on the right are Kung Fu Panda and Katniss from the Hunger Games.

TOUCH



TASTE



SOUND



SMELL



SIGHT



Sensory Level (1= low sensory stimulation, 5= high sensory stimulation)

5

1

4

1

5

Guest Guidelines/Tips

- You can touch and hug our figures, but be careful not to hurt them by pushing or hitting them.
- **Warning:** While we will be dimming the lights and music, this room is the area that usually has the most audio interference. You may be able to hear songs from other rooms playing in here for short periods of time, so we rated the area a 5 for touch and sight.
- Each setting is very different, so make sure to be careful with the figures and sets.
- **Warning:** Dwayne "The Rock" Johnson's set features loud music with heavy AV elements including lighting and wind. Guests have the option to take a picture without these elements by not pushing the button before entering his space.
- **Tip:** For the E.T. photo, the best one is if you wear the red hoodie and ride the bike!

Figures to Check Out

- Audrey Hepburn
- Shrek and Fiona
- Danny and Sandy (Grease)
- Jackie Chan
- Kung Fu Panda
- Katniss Everdeen

- Steven Spielberg
- E.T.
- Dwayne "The Rock" Johnson
- Shawn Mendes

Madame Tussauds
ORLANDO


A-List Celebrities Room

OMG it's the paparazzi! No, wait, it's just our new VIP guests. First, you'll walk into a hallway with Channing Tatum and red Corvette. Then, you'll walk into an open layout room, similar to the music room, where you can dress up and take pictures with your favorite celebrities!

TOUCH



TASTE



SOUND



SMELL



SIGHT



Sensory Level (1= low sensory stimulation, 5= high sensory stimulation)

2

1

3

1

5

Guest Guidelines/Tips

- You can touch and hug our figures, but be careful not to hurt them by pushing or hitting them.
- The lighting is lower in this room than any of the others, and there is seating for any guest that needs it.
 - There will also be revolving lights around the room in various shapes and sizes.
- **Tip:** Use one of the fun props and dress up in a faux-fur jacket and a glass of champagne with your favorite celebs!

Figures to Check Out

- Channing Tatum
- Jennifer Lopez
- Zendaya
- Ryan Reynolds
- Johnny Depp
- Samuel L Jackson
- Tom Hanks

- Brad Pitt
- Angelina Jolie
- Anne Hathaway
- Emma Watson
- Ryan Gosling
- Leonardo DiCaprio