

Maryland EMS News

For All Emergency Medical Care Providers

Vol. 43, No. 10

November 2017

Safer Travel for Young Families: Planes, Trains, Buses, and Cars

Traveling with younger children for the holidays? Then you know how important advanced planning is to keeping everyone as safe and comfortable as possible, especially if you are using more than one mode of transportation. Travel plans may include a drive to the airport, a flight to another state, and then another drive using for-hire vehicles or local city buses or trains to get around. Each mode has different safety issues, but car travel is statistically the most risky. So keep these tips handy when you travel this holiday season, to keep everyone safe and the trip enjoyable.

For the drive to the airport, the safest thing for young children is for you to buckle them into their own car seat, even if using a for-hire vehicle. If you park at an airport lot, take your car seat with you. If you ride an airport shuttle bus that has no seat belts, make sure that everyone stays seated for the ride; babies can be restrained in front-style backpacks worn by an adult. If seat belts are available, use them for restraining kids in car seats and for larger children or adults.

At the airport, take the car seat inside with you to the gate. Rear-facing-only car seats are easiest to carry around, but kids generally outgrow them around one year of age. Convertible car seats for bigger/older children can sometimes be snapped into strollers or attached to special travel carts, possibly even with the child strapped into it. Consider whether the cart or stroller is going to be gate-checked or if it can fit into an overhead compartment of the plane.

Plan to purchase an airline seat for each child who is traveling. The US Federal Aviation Administration permits children under aged two to ride on an adult's lap, but that is neither safe nor comfortable for the adult or child. In turbulence, an adult could easily lose their grip on a child, putting that child at risk for blunt injuries to the head or other serious trauma.

Children should be protected on airplanes the same as adults are. This means younger children should be buckled into their own car seat, and older children should be secured using the airplane's lap belt. Anyone old enough to properly wear a seat belt should stay buckled up unless absolutely necessary. Car seat use can also help to limit social problems, such as the child running around the plane or kicking seat backs.

US-based airlines allow rear-facing and forward-facing car seats to be installed onboard, but check with your specific airline ahead of time and follow the flight attendant's instructions while on the plane. Children in car seats must sit next to the window so they do not block the egress of others, and car seats are not permitted in the exit rows.

There are vest-types of restraint devices marketed for children to use on airplanes, but not all are FAA-approved for use on all stages of the flight. Read the instructions carefully before buying or using one of these devices. The CARES Harness is FAA-approved and is helpful for restraining children, especially those with poor muscle tone or behavioral issues. Note that it cannot be used in a car on the way to/from the airport, so you still need to bring a car seat.



On large international flights, they may sit in the center section of seating. Car seats requiring a tether are not permitted, nor are booster seats, since they require a lap and shoulder belt. Narrow car seats are more likely to fit on a plane. Check your car seat's labels to see if it is "FAA approved." Using a car seat on an airplane also prevents it from getting damaged in baggage.

(Continued on page 2)

CONTENTS

National Traffic Incident Response Week 2017.....	2
Upcoming Pediatric Education Opportunities.....	3
2018 EMS and Prevention Educational Conferences and Events.....	3
L and C Tidbit.....	3
CARES Corner.....	3
MIEMSS Assists Local Emergency Services With Exercises.....	4
2017 Recertification Cycle for BLS Providers.....	4
MIEMSS Licensure System Update.....	4
Night for Stars Stellar Service Awards Held in Region I.....	5
HCID Drill Held in Frederick County.....	6
SAMSHA Highlights Carroll County Efforts to Combat Opioid Crisis.....	6
MIEMSS Staff in Service to the Community.....	6
Buckle Up Maryland, for the Holidays and Year-Round.....	7
2017 Maryland Highway Safety Partners Meeting.....	7
NHTSA Buckling Up Information.....	8
Safe Driving Tips for Wintry Weather.....	9
Winterfest EMS 2018 Conference.....	10

Safer Travel for Young Families: Planes, Trains, Buses, and Cars

(Continued from page 1)

At your destination, be sure to install your child's car seat in the rental car or for-hire vehicle. Few rental car companies lend car seats, and there is no guarantee that what they loan you is appropriate for your child or installed correctly. If your child is older than two years, but is not big nor old enough to fit a lap/shoulder belt in a car, make sure you bring their harnessed seat or a booster for them to use on each drive. For any train or bus travel, if seat belts are provided, use them to secure car seats and younger children. Have older kids and adults buckle up on public transportation whenever possible. Jill Dannenfelser, RN, BSN, CCRN, NREMT,

and mom of three young travelers, says, "I often travel with multiple BumbleBums [inflatable boosters] just to keep the kids safe when we arrive. It is a pain to carry so much extra stuff, but there really isn't much of a choice if you want to be safe."

Traveling with children for a vacation can be challenging, but planning ahead can ward off some potential problems. Although parents may initially hesitate to purchase an airline seat for a young traveler and/or lug a car seat along on vacation, the safety benefits and ease of transferring from one mode of travel to another far outweigh the potential inconvenience and expense.

Want to help keep children in cars safe? Become a Child Passenger Safety Technician, and help educate families on car seats at local safety seat checks. The next training class is in Clarksville (Howard County) on January 9, 2018, from 4:00 to 6:00 pm, and January 10 through 12 from 8:00 am to 5:45 pm. You must attend all days/times. A limited number of scholarships for EMS providers are available. For registration info, go to www.cert.safekids.org and click on "Find a Course." For scholarship information, contact cps@miemss.org.

National Traffic Incident Response Week 2017

To draw public awareness to the dangers emergency personnel face when responding to a traffic incident, November 13–19, 2017, was designated as National Traffic Incident Response Week. Every minute of every day, emergency responders across Maryland work tirelessly to help save lives at the scene of traffic incidents. Each year nationwide, hundreds of emergency responders representing EMS, fire, law enforcement, towing, and transportation agencies are either injured or killed while responding to traffic incidents. Slow down and move over when passing by an incident scene to provide a protective buffer for you, for responders, and the motorists behind you.

To bring attention to these dangers faced by responders, the Maryland Department of Transportation hosted a media event at the northbound I-95 rest area near Laurel on November 15, 2017. Representatives from traffic safety and the emergency response community were in attendance at the event, which provided an opportunity to emphasize the importance of the move over law and distracted driving prevention.



Attendees and news media representatives at the November 15, 2017, traffic safety event were invited to watch a mock crash demonstration depicting what occurs on the scene of a major traffic incident.



At the event press conference, Deputy Fire Chief Dennis Wood of Prince George's County Fire/EMS Department addressed scene safety for responders and stressed the need for motorists to move over when coming upon a crash scene.



Upcoming Pediatric Education Opportunities

- **January 26, 2018**
When the Stork Dials 911 Workshop
Friday preconference at Winterfest EMS Conference
Location: Easton, Maryland
REGISTRATION: Through the Winterfest EMS Conference
- **February 16, 2018**
S.T.A.B.L.E. Program
Location: Lexington Park, Maryland
REGISTRATION: Contact pepp@miemss.org
- **February 17, 2018**
When the Stork Dials 911 Workshop
Location: Lexington Park, Maryland
REGISTRATION: Contact pepp@miemss.org

For more information, email pepp@miemss.org

2018

EMS and Prevention Educational Conferences and Events

January 26-28, 2018

Winterfest EMS 2018 Conference

Location: Easton, Maryland

REGISTRATION: Information and form included in this newsletter, or email winterfest@talbotdes.org

April 25-28, 2018

Maryland EMS Care 2018

Location: Ocean City, Maryland

REGISTRATION: Coming soon!



Licensure and Certification

TIDBIT

- Q.** I recently completed a continuing education course. How do I add my name to the course roster for MIEMSS training credit?
- A.** The EMS education program or sponsoring agency must verify successful completion of training courses that are approved by MIEMSS for Maryland certification and licensure continuing education credit. Therefore, these agencies must enter your completion status for the course in the MIEMSS Licensure System. If you complete an EMS continuing education class that either has not requested MIEMSS continuing education credit or was offered out-of-state, you may request the course be posted to your MIEMSS provider training record. To do so, forward your name, provider ID number, and a copy of your course completion certificate to licensure-support@miemss.org. Contact the Office of Licensure and Certification at 800-762-7157 if you have any questions or need further assistance.



CARES Corner

End of Event is a crucial data element for the CARES registry. Information documented in this data element in eMEDS® for cardiac arrest patients is exported to CARES and will determine whether or not the hospital has access to the patient's CARES record in order to enter outcome data and how the record will be managed for CARES reports.

As a reminder, "Effort Ceased due to DNR" should be selected for End of Event if there is a patient for whom 1) EMS arrived and began CPR AND 2) during this time a valid MOLST/EMS-DNR form was presented and resuscitation was discontinued as a result.

Pronounced in the Field should only be selected for End of Event when the patient was pronounced deceased using the TOR Protocol in the field. A valid MOLST/EMS-DNR form was NOT presented in this case.

MIEMSS Assists Local Emergency Services With Exercises

On September 15 to 17, 2017, Prince George's County Fire Department and MIEMSS Region V assisted with the overall coordination of on-site EMS services at the Joint Base Andrews' biannual airshow, which included a visit from President Donald Trump. Prince George's County Fire Department also manned patient treatment sites and provided treatment and transportation services for the entire three-day event.

Also in September 2017, Charles County Department of Emergency Services and MIEMSS Region V conducted rescue task force training for paramedics and EMTs utilizing a jointly-developed training solution. The two-day course was held at the Protective Service Training Academy in Upper Marlboro, and consisted of lectures, skills stations, and realistic complex scenarios conducted with a tactical EMS team. During the day-long scenario portion of the course, providers were able to apply the knowledge and skills learned in the classroom setting. This training helped providers apply the rescue task force concept in a "no fault" learning environment, and was beneficial to all the participants. The course served to enhance Charles County's emergency system and providers' abilities to respond to an active shooter or complex coordinated attack.



Left photo, EMS services at the Joint Base Andrews' biannual airshow were provided in part by Prince George's County Fire Department and MIEMSS Region V. Right photo, MIEMSS Region V Administrator David Stamey, far right, discusses tactical EMS treatment during joint training held in Calvert County. Photos courtesy of David Stamey.

2017 Recertification Cycle for BLS Providers

The application for BLS providers (EMR and EMT) and EMDs who are due to renew by December 31, 2017, is available now in the MIEMSS Licensure System (www.miemsslicense.com). Those BLS providers who are due to renew should have already received notification via mail and/or email, depending on the information provided in their MIEMSS Licensure System profile.

If you are a provider who is due to renew, you **MUST** submit a renewal application by December 18, 2017, to ensure you receive a certification card to function as an EMS provider in Maryland by December 31, 2017. If you are an EMT provider with a current and valid National Registry of Emergency Medical Technicians (NREMT) certification, you may submit an NREMT Maryland Renewal Application, as long as your NREMT certification is valid within the timeframe that the Maryland certification is due to renew.

If you are unable to meet your renewal requirements, you **MUST** complete an Application for Extension prior to midnight on December 31, 2017. Contact the Office of Licensure and Certification at 800-762-7157 or licensure-support@miemss.org if you need any assistance.

MIEMSS Licensure System Update

MIEMSS is aware that many paramedics functioning in Maryland have recently renewed their NREMT paramedic certification, which is required prior to renewing a Maryland paramedic license. However, the Maryland renewal application for eligible paramedics is not yet available. The application will be available on or before February 1, 2018. Remember, all applications on the MIEMSS Licensure System are accessible based on the provider's expiration date on file with MIEMSS. Extension applications are posted and available on the system 90 days from the provider's expiration date. Paramedics must renew their Maryland license by April 30 of the year they are due to lapse. Contact the Office of Licensure and Certification at 800-762-7157 or licensure-support@miemss.org if you have any questions or need assistance using the Licensure System.

Night for Stars Stellar Service Awards Held in Region I

On Saturday, November 4, 2017, 94 individuals from Allegany and Garrett Counties who were involved with two exceptional emergency medical services calls in 2016 were presented with awards at the annual Night for Stars program in Cumberland.

One of these calls involved a motor vehicle rollover with the ejection of a patient who suffered traumatic leg amputation and severe chest and head injuries. The second call involved a patient who suffered cardiac arrest and was provided lifesaving treatments, including CPR, an automated external defibrillator, and a Lucas mechanical chest compression device. These extraordinary calls were chosen to highlight the remarkable actions of bystanders, EMS providers, and medical staff. Because of these actions, two local men survived their ordeals.

Ceremony guests were treated to a video production featuring firsthand accounts by those who were involved in each incident, along with live narration by Western Maryland Health System ICU Nurse Manager Crissy Martz and MIEMSS Region I Administrator Dwayne Kitis. Dr. Janelle Martin, MIEMSS Region I Medical Director, and Patricia Gainer, MIEMSS Acting Co-Executive Director, presented each awardee with a commemorative plaque. Among the 155 guests at the

ceremony were State Senator George Edwards, State Delegate Mike McKay, and Allegany County Commissioner Bill Valentine.

This year's awards ceremony was made possible by the generous support of the following organizations:

- Allegany County Commissioners
- Beitzel Corporation
- Deep Creek Volunteer Fire Company
- District 16 VFD Ambulance Service
- Eastern Garrett County Volunteer Fire and Rescue Department
- Garrett County Emergency Services
- Garrett County Volunteer Fire and Rescue Association
- Garrett Regional Medical Center
- Mountain Laurel Medical Center
- US Acute Care Solutions
- Western Maryland Health System

Plans for the sixth annual Night for Stars are already underway.

The Region I EMS Education Council is asking for nominations for the next Stellar Service Awards by January 31, 2018. For more information, contact MIEMSS Region I Office at 301-895-5934.



Individuals who received an award for their lifesaving actions are honored at the annual Night for Stars program. Awardees representing the Allegany County incident are pictured top, and those representing the Garrett County incident are pictured bottom.

HCID Drill Held in Frederick County

On November 14, 2017, Frederick County Fire and Rescue Services (FCFRS), a designated regional high consequence infectious disease (HCID) transport team, conducted a full-scale exercise in partnership with Frederick Memorial Hospital, which is a designated Assessment Hospital for HCID patients, and the Frederick County Health Department.

One objective of the exercise was to test the capability of FCFRS to identify an individual meeting the criteria to be considered a patient under investigation (PUI) for an emerging infectious disease. To test this capability, the initial responding EMS providers, who were dispatched for a non-emergency response to an individual with respiratory distress, were unaware the exercise was being conducted.

The first arriving engine crew and ambulance successfully identified the “patient” as meeting PUI criteria based on symptomatic complaints and a history of recent travel, and proceeded to provide medical care in response to an infectious disease outbreak. After isolating the scene to prevent disease exposure to other responders or the public, the EMS providers donned the appropriate personal protective equipment and requested the mobile isolation unit supplied by FCFRS’ HAZMAT team.

To fulfill a second objective of the exercise, EMS providers safely transported the “patient” to Frederick Memorial Hospital. Hospital personnel donned the appropriate personal protective equipment and transfer of care was conducted between EMS providers and receiving hospital staff. Following transfer of patient care, FCFRS EMS providers began the meticulous process of decontamination and doffing of personal protective equipment, with the support of their HAZMAT team.



EMS providers participating in the November 14, 2017, HCID drill in Frederick County don appropriate personal protective equipment to deal with a “patient” under investigation for an infectious disease. Photo courtesy of Frederick County Fire and Rescue Services.

SAMSHA Highlights Carroll County Efforts to Combat Opioid Crisis

Carroll County Health Department’s First Responders Appreciation Dinner, featured in the August 2017 edition of *Maryland EMS News*, highlighted the need to show public safety personnel that they can, and do, make a difference in the lives of those suffering from opioid addiction. One of those patients who attended the dinner was Jesse Tomlin, who also graciously shared his story of addiction and recovery for the special opioid edition of MIEMSS’ newsletter in October.

Due to their efforts to combat the opioid crisis, Carroll County Health Department was featured in the federal Substance Abuse and Mental Health Services Administration’s (SAMSHA) National Prevention Week

newsletter distributed to its partners nationwide. The Carroll County Health Department is one of only a few local organizations to partner with SAMSHA.

To view a short video about the First Responders Appreciation Dinner, including an interview with State EMS Medical Director Dr. Richard Alcorta, visit <https://youtu.be/u3yX9tnRznE>. If your EMS Operational Program or local health department is conducting opioid prevention, awareness, or other addiction management efforts, MIEMSS would love to hear about them. Please email Jim Brown at jbrown@miemss.org.

MIEMSS Staff in Service to the Community

This fall, MIEMSS staff participated in two events to benefit community needs in the Baltimore region. For Governor Larry Hogan’s annual Day to Serve initiative, several members of the agency staff volunteered time on October 25 and 26 at the Maryland Food Bank, preparing foods and packing meals for school-aged children. In addition, during the week preceding Thanksgiving, packaged food was donated by staff members and delivered to the Bea Gaddy Family Center to distribute to those in need. Many thanks to all who donated time and/or goods to help others in the community!



MIEMSS staff volunteered time at the Maryland Food Bank in October 2017 as part of the statewide Day to Serve initiative.

Buckle Up Maryland, for the Holidays and Year-Round

Maryland partners in highway safety have a clear and unified mission—to move *Toward Zero Deaths* on all our roadways. We want every public safety professional in Maryland to arrive alive during the holiday travels and to continue to educate the public that “Seat Belts Save Lives”!

We are asking every EMS and fire company to emphasize the importance of always using a seat belt in all seating positions. Please collaborate with law enforcement’s Click It or Ticket campaign during the November and December holiday season when traffic volumes are high. Many companies have “Buckle Up” banners from MIEMSS, and we are asking that they be displayed during the holiday season. Identical posters are available from MIEMSS upon request. For those that have electronic signs, please display: **“Buckle Up Maryland – Every Trip. Every Time.”**

According to the National Highway Traffic Safety Administration, there are five top things to know about buckling up:

1. Buckling up is the single most effective thing you can do to protect yourself in a crash.
2. Air bags are designed to work with seat belts, not replace them.
3. Buckle up safely: the lap belt and shoulder belt are secured across the pelvis and ribs.
4. Fit matters: wear your seat belt properly. If seat belts need to be modified to fit, consult with the car manufacturer.
5. Everyone needs to be buckled—children and pregnant women too.

Please print and share the one-page graphic flyer on page 8 with the public and other emergency services personnel. More details and educational materials can be found at www.nhtsa.gov/seatbelts.

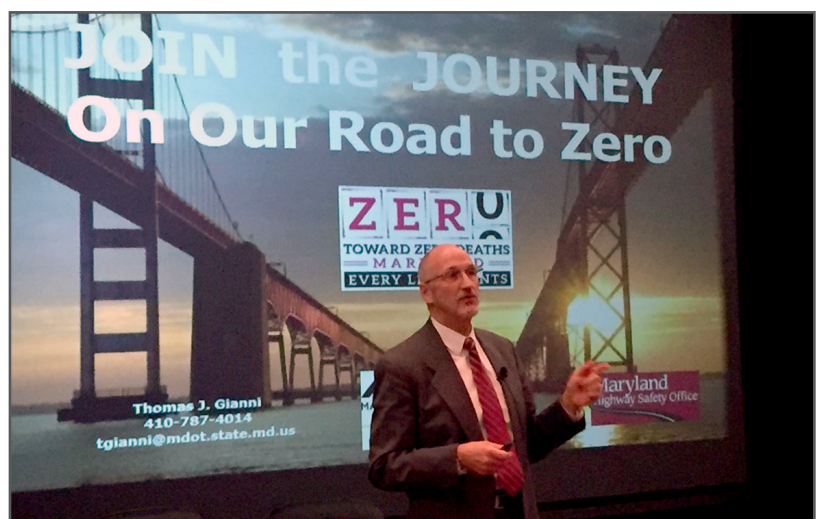
Please be a role model and BUCKLE UP across Maryland in all types of vehicles—personal and public safety. If you have photographs of your banner or sign messaging, please forward them to MIEMSS Educational Support Services at jbrown@miemss.org. Thank you for joining this important public safety campaign. We wish you a safe and happy holiday season.



2017 Maryland Highway Safety Partners Meeting

On October 25, 2017, the Maryland Department of Transportation Highway Safety Office (MHSO) held 2017 Maryland Highway Safety Partners Meeting to provide networking opportunities and share information with partners and colleagues from around the state. Representatives from the 4 E’s of Highway Safety—engineering, education, enforcement, and EMS—were in attendance. Attendees received updates on various emphasis areas included in Maryland’s Strategic Highway Safety Plan, including aggressive driving, distracted driving, impaired driving, infrastructure, occupant protection, and pedestrian/bike areas.

EMS plays an important role in the work related to all of these focus areas. If you would like to be a part of any of these groups, please contact Programs, Resources, and Outreach Section Chief Christina Utz at cutz@mdot.state.md.us or 410-768-7265. The participation and input of providers from Maryland emergency services community in these areas will continue to move us *Toward Zero Deaths* on Maryland roadways and across the nation.



Thomas J. Gianni, Chief, Maryland Department of Transportation’s Maryland Highway Safety Office, and member of the Statewide EMS Advisory Council, welcomes participants to the 2017 Maryland Highway Safety Partners Meeting.



Seat belts save more than 13,000 lives every year.

One of them could be yours...

The top 5 things you should know about buckling up:

1 Buckling up is the single most effective thing you can do to protect yourself in a crash.

In 2015, seat belts saved an estimated 13,941 people from dying. From 2011 to 2015 seat belts saved nearly 64,000 lives—enough people to fill a large sports arena. During a crash, being buckled up helps keep you safe and secure inside your vehicle, whereas being completely thrown out of a vehicle is almost always deadly. Seat belts are the best defense against impaired, aggressive, and distracted drivers.

2 Air bags are designed to work with seat belts, not replace them.

In fact, if you don't wear your seat belt, you could be thrown into a rapidly opening frontal air bag; a movement of such force could injure or even kill you. Visit www.nhtsa.gov/airbags for more on [air bag safety](#).

3 Guidelines to buckle up safely

Follow the guidelines shown in the photo to the right. As you can see, the lap belt and shoulder belt are secured across the pelvis and rib cage, which can withstand crash forces better than other parts of your body.

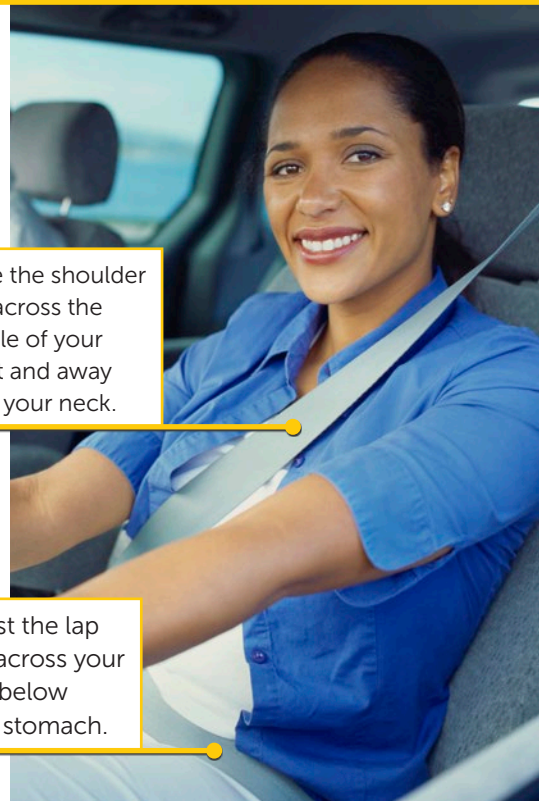
4 Fit matters

- Before you buy a new car, check to see that its seat belts are a good fit for you.
- Ask your dealer about seat belt adjusters, which can help you get the best fit.
- If you need a roomier belt, contact your vehicle manufacturer to obtain seat belt extenders.
- If you drive an older or classic car with lap belts only, check with your vehicle manufacturer about how to retrofit your car with today's safer lap/shoulder belts.

5 Seat belt safety for children and pregnant women

Visit the National Highway Traffic Safety Administration website at www.nhtsa.gov/seatbelts to find out [when your child is ready for an adult seat belt](#).

If you're expecting a little one, see NHTSA's [seat belt recommendations for pregnant women](#) at www.nhtsa.gov/seatbelts to learn how important it is for you — and your unborn child — to buckle up the right way every trip, every time.



Place the shoulder belt across the middle of your chest and away from your neck.

Adjust the lap belt across your hips below your stomach.

NEVER put the shoulder belt behind your back or under an arm.



U.S. Department of Transportation
National Highway Traffic Safety
Administration

www.nhtsa.gov/seatbelts



Safe Driving Tips for Wintry Weather

The National Highway Traffic Safety Administration is again providing safe winter driving tips this year. MIEMSS encourages all EMS providers and the public to complete this simple vehicle checklist before traveling throughout the winter. Be prepared to handle emergency situations, and to prevent them from occurring in the first place!

- Before You Go
 - ✓ Have your car serviced so it is in good running condition.
 - ✓ Check for recalls on your vehicle at www.nhtsa.gov/recalls.
 - ✓ Take the time to learn how your vehicle handles winter weather conditions.
- Go Over Your Vehicle Safety Checklist
 - ✓ How is your battery? Is it sufficiently charged, free of corrosion, and are the cables tight?
 - ✓ Are all your lights in working order?
 - ✓ Is the cooling system in proper working order?
 - ✓ Is the windshield washer fluid topped off with a winter-quality formulation?
 - ✓ Are your wiper blades worn down? If yes, replace them!
 - ✓ Do your front and rear defrosters work?
 - ✓ Are the correct floor mats properly installed? Mats that are the wrong size or installed improperly may slip and interfere with your ability to operate the vehicle.
 - ✓ Are your tires properly inflated and have little to no tread wear? If you plan to install snow tires, do it now before the winter weather hits.
 - ✓ Do you have emergency supplies in your car? Use this guide (www.ready.gov/car) to stock your kit.
 - ✓ Do you know where you are going and how to get there? Plan your route and leave plenty of time to get to your destination.
- On the Road
 - ✓ Stay alert: keep your gas tank close to full in case you get stuck in a traffic jam, avoid driving in hazardous conditions, and plan rest stops on longer trips.
 - ✓ Reduce your speed when roads are slick or snow-covered.
 - ✓ Give plenty of room to the snow plows on the road. They are working to make the roads safer for you!
- If Your Vehicle Stops Running in Wintry Weather
 - ✓ Stay with your vehicle and do not overexert yourself.
 - ✓ Tie a bright colored marker around the antenna or hang one outside your window.
 - ✓ DO NOT run your car for long periods of time with the windows rolled up; you could be injured or killed by carbon monoxide poisoning. If you must run the car, clear the exhaust pipe of any snow and turn it on sporadically for short periods of time.
- Safety First
 - ✓ Everyone in the vehicle MUST be secured using appropriate safety restraints. All children under age 13 should always ride properly restrained in the back seat. Make sure car seats and booster seats are properly installed and that any children riding with you are in the right car seat, booster seat, or seat belt for their age and size
 - ✓ Thick outerwear should be removed from children secured in car seats; it can cause the restraint to not work properly. Instead, lay a blanket or coat on top of the child after they are secured into the car seat.
 - ✓ Never leave children unattended in or around vehicles.
 - ✓ Avoid risky driving behaviors: no texting or hand-held cell phone use, do not drive if you are drowsy, and drive SOBER.



Courtesy: National Highway Traffic Safety Administration



Winterfest EMS 2018

January 25 – 28, 2018

Easton, Maryland

Join Us for a Fun and Relaxing Weekend of Quality Education

Preconference

EMT 12-Hour Skills Refresher

Date: January 25, 2018 – 5:30 PM and January 26, 2018 – 8:00 AM

Location: Elks Lodge #1622, 502 Dutchman's Lane, Easton, Maryland

Fee: \$75 (Registration is required.)

For EMTs; complete all your recertification needs with us at WINTERFEST EMS 2018. The 12-hour skills class is available as a preconference; followed by 12 hours of continuing education at the two-day conference, you can meet the recertification requirements. **Space is limited. Register early!**

When the Stork Dials 911: Managing OB and Newborn Emergencies

Pre-Conference Workshop - 7 hours - Medical Credit

7.00 Hrs. ALS-A and BLS-Medical

Date: January 26, 2018 – 8:00 AM

Location: Easton High School

Fee: \$50 (Registration is required.)

Childbirth is supposed to be a joyous occasion, but for some emergency care providers it is anything but. This workshop is designed for all levels of providers who do not routinely participate in the delivery of newborns. Come learn how to "catch the baby," take care of the mother, and help the baby transition to its new environment. Be prepared for a fast-paced day of lectures and hands-on. Speakers and materials for this course have been sponsored by the Maryland EMS for Children State Partnership Grant and EMSC Program. All fees associated with this pre-conference offering are intended to cover conference resort fees, meals, and refreshments. **Space is limited. Register early!**

BLS/ALS and Nursing

Saturday – January 27, 2018

0730-0800 **Registration**

0800-0815 **Welcome**

0815-0930 **Time to Get Serious, Toto: We're Not in Kansas Anymore** 1.5 HR M/B

1.50 Hrs. ALS-B and BLS-Medical

Kathy Robinson, RN, FAEN

Program Manager

National Association of State EMS Officials

Description:

The world is changing and so is the risk to emergency services providers. The providers must learn to understand high-risk environments and facilitate discussion on how to mitigate personal risk in EMS.

0930-1000 **Break with Vendors**

1000-1130 **Domestic Violence: The Faces of the Victims** 1.5 hr T/B

1.50 Hrs. ALS-B and BLS-Trauma

Lisa Spicknall

Domestic Violence and Family Advocate

Description:

Lisa Spicknall was a stay-at-home mom until circumstances in 1999 changed her life. In the eighteen years since, Lisa's personal, professional, and volunteer experiences have touched thousands throughout Maryland and the country. While working with local and state agencies to enact peace orders and to provide critical training to staff on numerous topics, including domestic violence and death notification, her true experience comes from her personal tragedy, and the faces of the victims.

1130 **Lunch Break**



Winterfest EMS 2018

Breakouts

1300-1430, Repeated 1500-1630

-
- | | |
|--|---|
| <p>A. The Path to Addiction 1.5 hr M/B</p> <p>1.50 Hrs. ALS-B and BLS-Medical
Sheriff Joe Gamble
Talbot County Sheriff Department</p> <p>Description:
Most of our society knows that we are in the midst of a heroin epidemic, but nearly 80% have no idea how or why our loved ones are turning to heroin. This session will address the pathway to addiction and include a guest speaker who will tell their story of how they became addicted to opiates.</p> | <p>D. Drowning: A New Look at an Old Foe 1.5 hr T/B</p> <p>1.50 Hrs. ALS-B and BLS-Trauma
Thomas Chiccone, MD, FACEP
Jurisdictional Medical Director, Talbot County Department of Emergency Services
Region IV Medical Director, MIEMSS</p> <p>Descriptions:
From an evidence-based international perspective, the presenter will highlight updates on terminology, scope, risk factors, pathophysiology, resuscitation, and on-scene tools for risk-stratification of victims. Because prevention is the best medicine, simple safety guidelines will also be reviewed.</p> |
| <p>B. It's My Life. It's Now or Never 1.5 hr M/A</p> <p>1.50 Hrs. ALS-A and BLS-Medical
Maryland EMSC and PEMAC Faculty</p> <p>Description:
Bon Jovi was right; it IS now or never—especially when it comes to CPR. You already know early, high-quality CPR (rate, depth, and recoil) and defibrillation are key, but let's talk about some differences with kids. Learn to perfect pediatric high-performance CPR in this hands-on workshop with pediatric pit-crew specialists. Each participant will be competing for the best score to save a life. 'Cause, I ain't gonna live forever...</p> | <p>E. Mangled Upper Extremity 1.5 hr T/B</p> <p>1.50 Hrs. ALS-B and BLS-Trauma
Raymond Pency, MD
Assistant Professor of Orthopaedics,
R Adams Cowley Shock Trauma Center</p> <p>Description:
This session will explore the prehospital, in-hospital, and rehabilitation management of upper extremity injuries. We will discuss the various injuries associated with mangled extremities through the application of case studies. This session will highlight the success of well-coordinated care within a well-defined trauma system.</p> |
| <p>C. P.U.R.P.L.E. Crying – Preventing Abusive Head Trauma 1.5 hrs, T/B</p> <p>1.50 Hrs. ALS-B and BLS-Trauma
Cindy Colson, MSN
Pediatric Trauma Program, Children's National Medical Center</p> <p>Description:
Caring for infants can be both confusing and scary to parents and EMS providers alike. The period of "PURPLE Crying" is a new educational campaign to help explain the normal stages that infants go through between 2 weeks and 4 months. Understanding this period can prevent both frustration and non-accidental head trauma. This presentation will include an explanation of the campaign, ways to incorporate it into wellness and prevention education, as well as the recognition and emergent treatment of abusive head trauma (AHT), which many learned at shaken baby syndrome. PURPLE is an acronym for the specific—and normal—characteristics of an infant's crying during this phase: peak of crying, unexpected, resists soothing, pain-like face, long-lasting, evening.</p> | <p>F. Dementia Through Their Eyes 1.5 hr M/A</p> <p>1.50 Hrs. ALS-A and BLS-Medical
Tami Weber/Director of Sales and Marketing/
Certified Dementia Specialist
Cissy Nickel/Executive Director
Candle Light Cove Assisted Living and Memory Care/
Easton, Maryland</p> <p>Description:
An interactive look at dementia through the eyes of the person who suffers from it. This educational breakout session includes hands-on experiential learning to experience the physical and mental challenges faced by those with dementia. You will walk away with tools to help you identify and understand behaviors and needs of people living with dementia, and learn how to best interact for better outcomes.</p> |
-

Fire Breakout – Double Breakout – Does Not Repeat

-
- | |
|--|
| <p>G. Go, No-Go 3 hr L/2
1300–1600</p> <p>3.00 Hrs. ALS-2 (Local Option) and BLS-Local Option
Strike the Box Training</p> <p>Description:
Go, No-Go is a course that challenges the students' critical thinking skills by utilizing protocol-based scenarios to address unique patient entrapment and entanglement situations. When these "not-so-routine" cases arise, patient care protocols, out-of-the box thinking, and specialized tactics need to culminate for the best possible patient outcome. This course provides interaction and hands-on scenarios that incorporate fire/rescue response techniques and equipment, Trauma Decision Tree, Exceptional Care Protocol, and consideration of specialty personnel and resources, such as MSP aviation, special operations teams, and the UMMC/STC Go-Team. This blended course format incorporates a classroom/lecture presentation combined with hands-on practical scenario stations. Class limited to 25 participants.</p> |
|--|



Winterfest EMS 2018

Sunday – January 28, 2018

0830-0845 **Registration**

0845-0900 **Welcome**

0900-1015 **Decide to Thrive: A Resiliency Primer for Public Safety** **1.5 hr M/B**

1.50 Hrs. ALS-B and BLS-Medical
Lt. Marc Junkerman
Harford County Sheriff's Office

Description:

You are a dedicated public safety professional who goes above and beyond the call when it comes to taking care of others. It's a shame you do such a lousy job taking care of yourself! Decide to Thrive is a reminder to all of us to "walk the walk" and not just "talk the talk" when it comes to our own resiliency and wellness.

1015-1030 **Break with Vendors**

1030-1145 **Fever, Fussy, Fluids – Pediatric Sepsis Made Easier** **1.5 hr M/A**

1.50 Hrs. ALS-A and BLS-Medical
Nick Wyns, PhD, NRP
Jennifer Anders, MD, FAAP

Description:

Pediatric sepsis is one of the most difficult and deadly medical conditions we see during infancy and childhood. It is hard to remember all the "rule in criteria," and sepsis acts fast—not giving providers in EMS or ED much time to respond. This session will review the pathophysiology, signs/symptoms, and treatment priorities, as well as share the Maryland sepsis experience. Yes we have read all your eMEDS® that have the sepsis alert checked... and a few that don't meet criteria.

1145-1245 **Lunch with Vendors at the Elks Lodge #1622**

1300-1415 **Geriatric Trauma** **1.5 hr T/A**

1.50 Hrs. ALS-A and BLS-Trauma
Laura S. Buchanan, MD
Asst. Professor, Trauma/Surgical Critical Care,
University of Maryland School of Medicine
R Adams Cowley Shock Trauma Center

Description:

Trauma to the geriatric population is a unique event and requires collaborative management. This session will explore the factors that contribute to trauma in the geriatric population, the management of injuries to trauma patients, and the unique complications that pose a threat to this population.

1415-1430 **Break**

1430-1545 **Modern Management of the GSW Patient** **1.5 hr T/A**

1.50 Hrs. ALS-A and BLS-Trauma
Brian S. Myer, MD
Trauma/Surgical Critical Care, R Adams Cowley Shock Trauma Center

Description:

From scene to surgery, using case-based discussions, this presentation will focus on how patients can receive optimal care from the time of their first contact with EMS until definitive control of hemorrhage at a Trauma Center. Particular focus will be on practices such as tourniquet use and permissive hypotension.





Winterfest EMS 2018

Location:

Winterfest EMS will be held at Easton High School, located at 723 Mecklenburg Avenue in Easton. The EMT Skills Refresher Preconference will be held at the Elks Lodge #1622, and the Pediatric Preconference will be held in the auditorium at Easton High School.

Payment and Cancellation Policy:

Preregistration is required. We will be accepting registration until January 12, 2018, or until the conference is filled—whichever comes first. Walk-in registrations will not be allowed. In the event that payment is not readily available from the registrant's department, registration forms may be submitted with a letter of intent to pay on department letterhead. Otherwise, payment of all fees must be included with preregistration. All students must be paid in full prior to Winterfest, January 27, 2018. There is a \$25 fee for bad checks. Any student with an outstanding balance from any previous Winterfest will not be allowed to participate until their account is paid in full. All requests for cancellations must be made in writing to:

Winterfest EMS, c/o Talbot Co. DES, 29041 Corkran Rd., Easton, MD 21601

Accommodations:

WINTERFEST EMS WILL NOT BE TAKING ANY RESERVATIONS.

All reservations must be made by the student. Please contact any hotel directly to reserve and pay for your room. All hotels listed include a hot breakfast and free Wi-Fi. Book by December 26 and ask for the **Winterfest** rate from the suggested local lodging:

Fairfield by Marriott - \$99/night
(410) 822-0050

Holiday Inn Express-\$89/night
(410) 822-7100

Best Western Plus-\$89/night
(410) 819-6500

Quality Inn-\$75/night
(410) 820-8333
Pet friendly! Additional fee applies

Weather Cancellation:

The Conference Planning Committee will make a decision about cancellation of Winterfest EMS due to severe weather by 12 Noon on January 24. Call Talbot County DES at (410) 820-8311 for details. Written requests for refunds will be accepted within 30 days of cancellation.

Information:

For additional information or registration confirmations, call TCDES at (410) 820-8311, email us at winterfest@talbotdes.org, or contact us through Facebook. The Winterfest EMS Committee is committed to ensuring that individuals with disabilities are able to fully participate in the conference. If you require additional assistance, please call the Winterfest EMS Committee.

Directions:

Traveling from the Bay Bridge and points West:

Take Route 50 East to Easton. Turn right onto Dutchman's Lane. Turn left at Mecklenburg Avenue, and follow the road until you reach Easton High School, located on the left at 723 Mecklenburg Avenue.

Traveling from Ocean City and points East:

Take Route 50 West to Easton. Turn left onto Dutchman's Lane. Turn left at Mecklenburg Avenue, and follow the road until you reach Easton High School, located on the left at 723 Mecklenburg Avenue.

To Elks Lodge #1622 (502 Dutchman's Lane, Easton):

From Route 50, turn onto Dutchman's Lane. The Elks Lodge is on the left, just past Mecklenburg Avenue.

Easton High School
723 Mecklenburg Avenue
Easton, MD 21601

Elks Lodge #1622
502 Dutchman's Lane
Easton, MD 21601



Winterfest EMS 2018

Winterfest EMS 2018 Registration

Name: _____ Nickname: _____

Street Address: _____

City: _____ State: _____ Zip: _____

Phone: _____ Other Phone: _____

Provider #: _____ Email: _____

Certification/Licensure (Circle): EMR EMD EMT CRT Paramedic LPN RN NP PA MD

Preconferences

(Select Only One):

- _____ EMT Skills Refresher \$75
- _____ Pediatric Preconference \$50

Conference Fees:

- _____ Saturday \$85.00 (choose breakouts below)
- _____ Sunday \$85.00
- _____ Both days \$125.00
(choose Saturday breakout sessions below)

Saturday Breakout Sessions (choose one for each session **OR** double breakout)

- First Session – A B C D E F
- Second Session – A B C D E F
- Double Breakout – G

Dinner and Dance at the Elks in Easton – Saturday, January 27, 2018

Rates are per person.

Dinner is served from 6:00 PM to 8:00 PM. Cash bar available. Dance starts at 8:00 PM.

Tickets must be purchased ahead of time and are nonrefundable.

Buffet style serving to include two chicken options, Maryland crab cakes, and much more!

_____ Tickets are \$35 Each


Total Amount Due \$_____ = Preconference Fees + Conference Fees + Dinner Cost (as applicable)

Make checks payable to **Winterfest EMS**. Reservations are due by **January 12, 2018**. Dinner fees, if applicable, must be included with registration. Send check along with this form to Winterfest EMS, C/O Talbot Co. DES, 29041 Corkran Rd., Easton, MD 21601. Call or email us with any questions or confirmation requests at (410) 820-8311 or winterfest@talbotdes.org.



******Provider Number is Required to Receive Continuing Education Credits******

MIEMSS, *Maryland EMS News*
653 W. Pratt St., Baltimore, MD 21201-1536



Governor Larry Hogan
Lt. Governor Boyd Rutherford

Copyright© 2017 by the Maryland Institute for
Emergency Medical Services Systems
653 W. Pratt St., Baltimore, MD 21201-1536
www.miemss.org

Chairman, EMS Board: Donald L. DeVries, Jr., Esq.
Acting Co-Executive Directors, MIEMSS:
Richard L. Alcorta, MD, FACEP & Patricia Gainer, JD, MPA

Managing Editor: Aleithea Warmack (410-706-3994)
Design & Layout: Gail Kostas
Photography: Jim Brown & Brian Slack
(unless noted otherwise for specific photos)