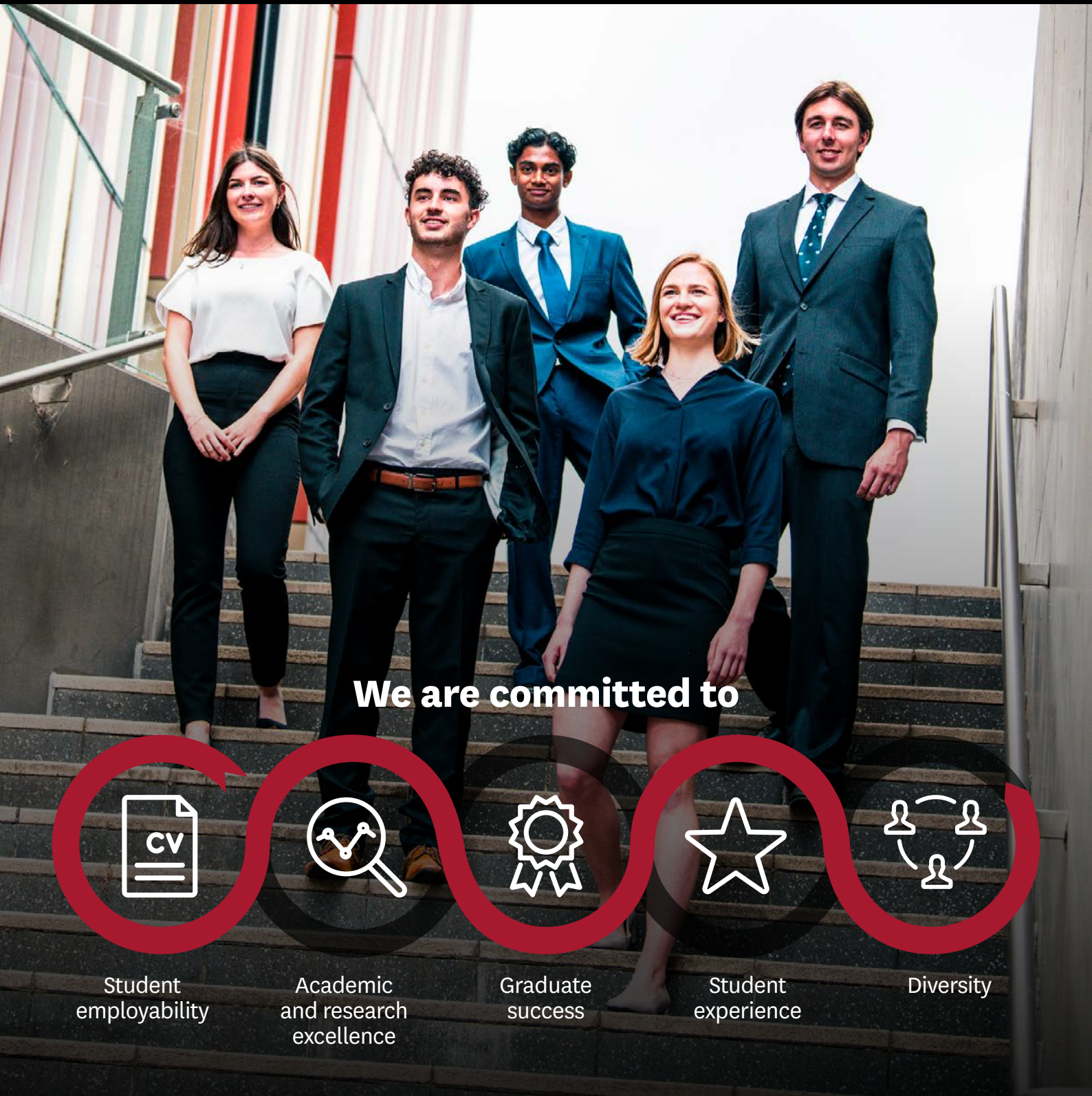




Macquarie Business School in Focus



We are committed to



Student
employability




Academic
and research
excellence



Graduate
success



Student
experience





























Diversity

Student employability

Macquarie Business School is outperforming other universities in student employability. MQBS graduates are being employed by traditionally desirable employers, at competitive rates compared to GO8 and Sydney Basin universities.

Macquarie Business School (MQBS) is outperforming other universities in student employability.

BACHELORS GRADUATES EMPLOYED AT A TOP TIER FIRM 6 MONTHS AFTER GRADUATING		MASTERS GRADUATES EMPLOYED AT A TOP TIER FIRM 6 MONTHS AFTER GRADUATING	
Including % of all bachelors graduates, 2014–2022, n= -123,000		Including % of all bachelors graduates, 2014–2022, n= -83,000	
 THE UNIVERSITY OF SYDNEY	2,033 (11%)	 UNSW SYDNEY	2,270 (19%)
 MACQUARIE University BUSINESS SCHOOL SYDNEY AUSTRALIA	1,857 (12%)	 THE UNIVERSITY OF SYDNEY	1,225 (10%)
 MONASH University	1,786 (11%)	 MACQUARIE University BUSINESS SCHOOL SYDNEY AUSTRALIA	989 (13%)
 UNSW SYDNEY	1,584 (13%)	 THE UNIVERSITY OF MELBOURNE	953 (8.1%)
 THE UNIVERSITY OF MELBOURNE	1,267 (10%)	 UTS	614 (10%)
 UTS	1,245 (10%)	 MONASH University	588 (7.9%)
 WESTERN SYDNEY UNIVERSITY	1,157 (12%)	 THE UNIVERSITY OF WESTERN AUSTRALIA	443 (14%)
 THE UNIVERSITY OF QUEENSLAND AUSTRALIA	895 (10%)	 THE UNIVERSITY OF QUEENSLAND AUSTRALIA	372 (7.6%)
 THE UNIVERSITY OF WESTERN AUSTRALIA	543 (8.1%)	 THE UNIVERSITY OF NEWCASTLE AUSTRALIA	295 (7.9%)
 UNIVERSITY OF WOLLONGONG AUSTRALIA	504 (7.4%)	 Australian National University	280 (11%)
 Australian National University	454 (14%)	 WESTERN SYDNEY UNIVERSITY	280 (9.0%)
 THE UNIVERSITY OF ADELAIDE	436 (10%)	 UNIVERSITY OF WOLLONGONG AUSTRALIA	261 (4.5%)
 THE UNIVERSITY OF NEWCASTLE AUSTRALIA	305 (6.7%)	 THE UNIVERSITY OF ADELAIDE	244 (7.9%)






Mandala, 2023

Group of Eight

Sydney Basin

Macquarie Business School

NUMBER EMPLOYED AT TOP TIER FIRM 6 MONTHS AFTER GRADUATING
2014–2022, n= –15,000




 MACQUARIE University BUSINESS SCHOOL <small>SYDNEY AUSTRALIA</small>	3740
 UNSW SYDNEY	2732
 THE UNIVERSITY OF SYDNEY	4255
 UTS	3009
 WESTERN SYDNEY UNIVERSITY	2324

Mandala, 2023






Our graduates are highly sought after by ‘top tier’ employers including ASX50 firms, major financial firms and major professional services. This includes employers such as BHP, Wesfarmers, Telstra, CBA, Macquarie, PwC, Deloitte, KPMG, and more.

MQBS employment is in part driven by the ‘Sydney effect’, with similar employer mix to UNSW and Usyd; nonetheless, MQBS graduates hold their own against these peers.

FLOW OF UNDERGRADUATES TO THE MQBS TOP 10 EMPLOYERS
2014–2022, n= –59,000

	CBA	WESTPAC	FED GOVT	NAB	KPMG	MACQUARIE	EY	DELOITTE	ANZ	PWC	TOTAL
 MACQUARIE University BUSINESS SCHOOL <small>SYDNEY AUSTRALIA</small>	340	200	106	99	89	89	82	80	69	64	1218
 UNSW SYDNEY	208	114	181	62	114	114	142	116	33	126	1220
 THE UNIVERSITY OF SYDNEY	318	173	134	90	93	115	91	107	43	285	1449

Mandala, 2023

MEDIAN INCOME	 MACQUARIE University SYDNEY AUSTRALIA	 Australian National University	 THE UNIVERSITY OF SYDNEY	 UNSW SYDNEY	 UTS
1 year out	\$115,100	\$79,600	\$72,300	\$98,400	\$79,000
5 years out	\$117,300	\$116,900	\$87,500	\$113,800	\$85,900
9 years out	\$119,900	\$110,800	\$101,200	\$114,300	\$90,800

ATO 2017-2028 financial year, ComparED



Academic and research excellence

MQBS is producing world-leading, impactful research that is important to solving society's biggest problems, reflected in our strong position in global rankings.

Academic - QS rankings



1

BUSINESS MASTERS
RANKED #1

MASTER OF MARKETING
(2024)

2

BUSINESS MASTERS
RANKED #2

MASTER OF MANAGEMENT
MASTER OF BUSINESS ANALYTICS
MASTER OF APPLIED FINANCE
(2024)

2

ONLINE MBA ASIA PACIFIC
RANKED #2

**ONLINE MASTER OF BUSINESS
ADMINISTRATION (#29 WORLD)**
(2023)

50

BUSINESS MASTERS
IN THE TOP 50

MASTER OF APPLIED FINANCE
MASTER OF MARKETING
(2024)










100

BUSINESS MASTERS
IN THE TOP 100

MASTER OF MANAGEMENT
MASTER OF BUSINESS ANALYTICS
(2024)

Macquarie University
Business and Economics is
ranked 126-150 globally and
=8 in Australia

Academic – ACS accreditation

	 QS SUBJECT RANKINGS IN AUSTRALIA	 QS SUBJECT RANKINGS IN THE WORLD	 ACS ACCREDITATION
 THE UNIVERSITY OF MELBOURNE	1	15	No
 MACQUARIE University BUSINESS SCHOOL SYDNEY AUSTRALIA	2	71–80	Yes
 UNIVERSITY OF WOLLONGONG AUSTRALIA	3	81–90	No
 THE UNIVERSITY OF SYDNEY	N/A	N/A	No
 UNSW SYDNEY	N/A	N/A	No
 UTS	N/A	N/A	No

Australian Computer Society, 2024

Research – ShanghaiRanking



	2018	2019	2020	2021	2022	2023
Economics	301–400	301–400	201–300	201–300	151–200	101–150
Finance	151–200	151–200	151–200	151–200	151–200	76–100
Business Administration	201–300	201–300	201–300	201–300	101–150	19
Management	301–400	301–400	301–400	301–400	201–300	101–150

ShanghaiRanking, Global Ranking of Academic Subjects, 2023

Research – Times Higher Education Subject Ranking



	2019	2020	2021	2022	2023	2024
Economics	201–250	151–175	151–175	151–175	151–175	126–150

World University Rankings 2024 by subject, 2024

Research – QS Rankings



	GLOBAL RANK	OVERALL SCORE	ACADEMIC REPUTATION SCORE	EMPLOYER REPUTATION SCORE	H-INDEX SCORE	CITATIONS PER PAPER SCORE
Accounting and finance	=98	70	65	64	97	83
Business and Management	151–200	65	58	63	92	74
Economics and Econometric	201–250	61	52	65	66	70

QS World University Rankings by Subject, 2024



Graduate success

MQBS has a prominent alumni list. Our alumni are actively engaged with us and partner with us in their respective industries.

We've trained some of Australia's leading business professionals



MEL SILVA
MANAGING DIRECTOR
GOOGLE AUS AND NZ
BACHELOR OF ECONOMICS



ROB SCOTT
CEO
WESFARMERS
MASTER OF APPLIED FINANCE



STEVE WORRALL
MANAGING DIRECTOR
MICROSOFT, AUS AND NZ
MASTER OF BUSINESS
ADMINISTRATION



SUE HORLIN
MANAGING PARTNER,
ASSURANCE
PWC
BACHELOR OF ECONOMICS



ADAM DRIUSSI
CO-FOUNDER AND CEO
QUANTUM
BACHELOR OF
ACTUARIAL STUDIES



We've trained some of Asia's leading business professionals



HO ANH NGOC
VICE CHAIRMAN
TECHCOMBANK VIETNAM
MASTER OF ECONOMICS



PROM SIRISANT
THAILAND COUNTRY
MANAGER
AMERICAN EXPRESS
MASTER OF BUSINESS
ADMINISTRATION



PREETI BAJAJ
MANAGING DIRECTOR
LUMINOUS POWER TECH
MASTER OF APPLIED FINANCE








YANUAR TEDJAWIDJAJA
DIRECTOR
DELOITTE INDONESIA
MASTER OF
INTERNATIONAL BUSINESS

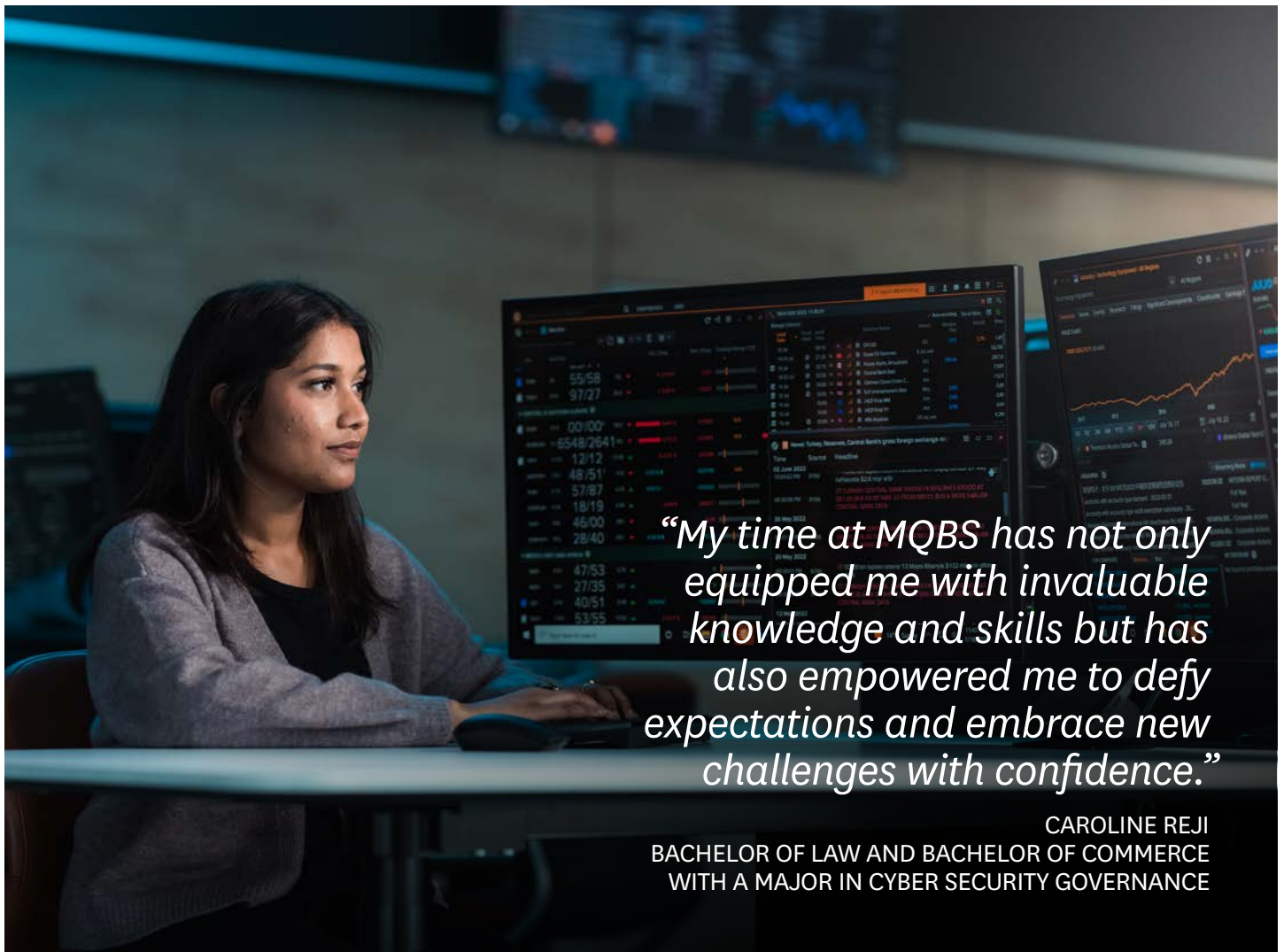


★ Student experience

MQBS students report a positive experience, rating above other Sydney Basin universities in all areas.

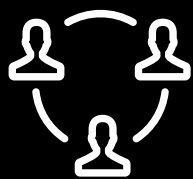
					
Overall experience	72.4	66.0	61.6	64.8	70.8
Teaching practices	75.9	70.3	68.1	71.0	74.5
Facilities and resources	82.6	75.0	79.4	77.0	81.5
Skills development	78.3	67.6	70.9	73.3	75.8

CompareED, 2021-2022



“My time at MQBS has not only equipped me with invaluable knowledge and skills but has also empowered me to defy expectations and embrace new challenges with confidence.”

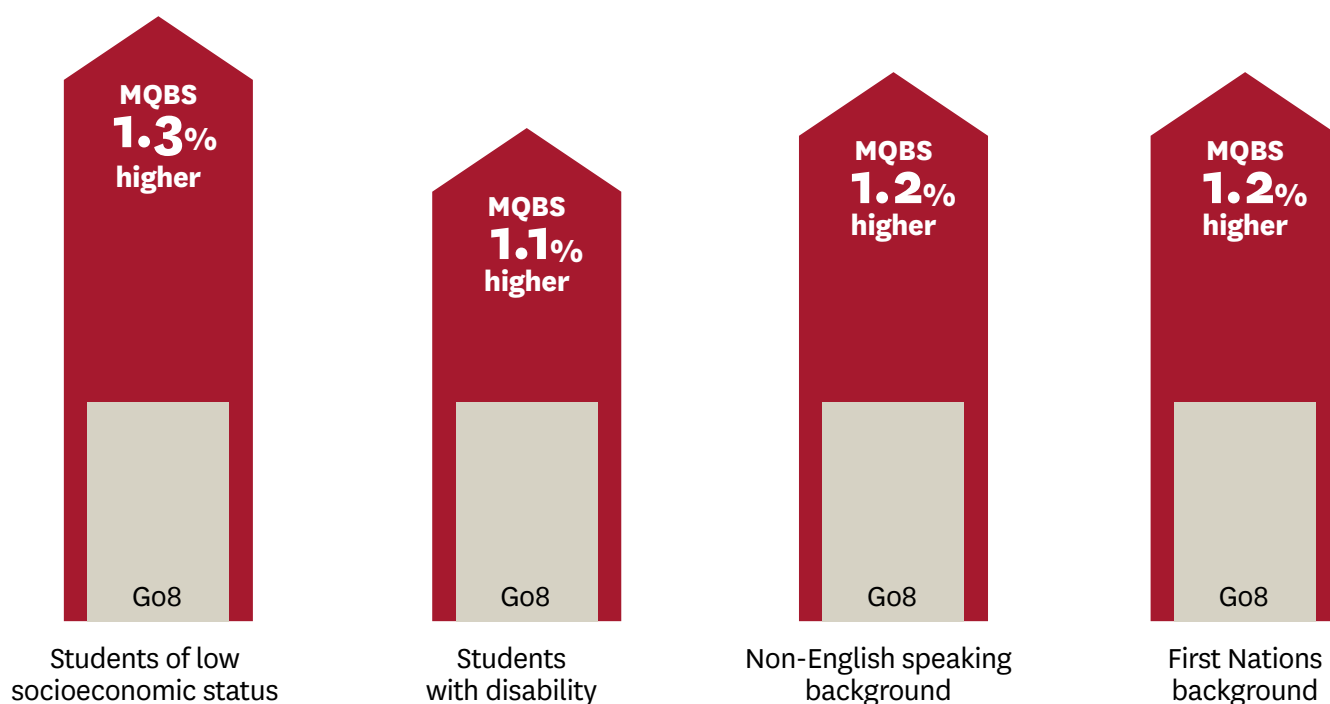
CAROLINE REJI
 BACHELOR OF LAW AND BACHELOR OF COMMERCE
 WITH A MAJOR IN CYBER SECURITY GOVERNANCE



Diversity

MQBS caters to a diverse cohort – whether it be diversity of background or study choice.

The diversity of MQBS' cohort empowers student outcomes and our graduates are more likely to enter the workforce with a diverse and open mindset.



MQBS postgrads are **1.4 times more likely** to have engaged in **teamwork** with those very different to themselves than the national average



The cohort mix of our students is **50% domestic + international**, ensuring students are working with people from **diverse backgrounds and experiences**