

## HC3.1. POPULATION EXPERIENCING HOMELESSNESS

### Definitions and methodology

This indicator presents available data at national level on the number of people experiencing homelessness as reported by public authorities in OECD and EU countries. Data are drawn from the 2023 OECD Questionnaire on Affordable and Social Housing (QuASH 2023) and other available sources. Overall, homelessness data are available for 40 countries: all OECD countries except Hungary; and the following non-member countries: Croatia, Cyprus and Romania (Table HC 3.1.A1).

Comparing homeless estimates across countries is difficult, as countries do not define or count the population experiencing homelessness in the same way. There is no internationally agreed definition of homelessness. Therefore, this indicator presents a collection of available statistics on homelessness in OECD, EU and key partner countries in line with national definitions, drawing on the [ETHOS Light typology](#) to the extent feasible (see Box HC 3.1).

In general, the type of count can be differentiated between *point-in-time* counts and *flow* counts, which are defined below:

- *Point-in-time count*: Data are collected at a single point-in-time, generally through a coordinated street count and/or an enumeration of people staying in shelters for people experiencing homelessness on a given night. Point-in-time counts thus present a “snapshot” of homelessness at a single time and place.
- *Flow count*: Data are collected over a given period of time, such as the enumeration of all people who have stayed in a shelter over the course of the year.

Point-in-time and flow data are not comparable, and are thus presented separately in this indicator. For additional discussion of the methodological challenges to homelessness data collection, see the section on *Data and comparability issues* below.

### Complementary data and information on homelessness

As a complement to this indicator, the following outputs are being developed with support from the European Commission in the context of the [Lisbon Declaration on the European Platform on Combatting Homelessness](#):

- A series of [Country Notes on Homelessness Data](#), which presents information on statistical definitions of homelessness, available data on homelessness, legal obligations to collect data on homelessness, collection methods and national strategies;

This document, as well as any data and any map included herein, are without prejudice to the status of or sovereignty over any territory, to the delimitation of international frontiers and boundaries and to the name of any territory, city or area.

The statistical data for Israel are supplied by and under the responsibility of the relevant Israeli authorities. The use of such data by the OECD is without prejudice to the status of the Golan Heights, East Jerusalem and Israeli settlements in the West Bank under the terms of international law.

Note by the Republic of Türkiye: The information in this document with reference to “Cyprus” relates to the southern part of the Island. There is no single authority representing both Turkish and Greek Cypriot people on the Island. Türkiye recognises the Turkish Republic of Northern Cyprus (TRNC). Until a lasting and equitable solution is found within the context of the United Nations, Türkiye shall preserve its position concerning the “Cyprus issue”.

Note by all the European Union Member States of the OECD and the European Union: The Republic of Cyprus is recognised by all members of the United Nations with the exception of Türkiye. The information in this document relates to the area under the effective control of the Government of the Republic of Cyprus.

- A **Monitoring Framework**, designed to help governments improve homelessness measurement and monitoring, presents common approaches to collect data on homelessness, and identifies their key characteristics, strengths, limitations, and common implementation challenges; and
- A **Toolkit to Combat Homelessness** provides guidance and good practice to combat homelessness.

The Monitoring Framework and Toolkit to Combat Homelessness are scheduled for release late 2024/early 2025.

Further discussion of homelessness can also be found in the 2020 OECD Policy Brief, “Better data and policies to fight homelessness in the OECD”, available [online](#) (and in [French](#)). Discussion of national strategies to combat homelessness can be found in indicator HC3.2 *National Strategies for combating homelessness*.

## Key findings

### ***There is no internationally agreed definition of homelessness, and statistical definitions of homelessness vary widely across countries.***

There is no internationally agreed definition of homelessness, and statistical definitions vary widely across countries. Within the European Union, many countries rely on the [ETHOS Light framework](#), which aims to provide a common language for assessing and comparing homelessness (Box HC3.1). The typology categorises different types of experiences of homelessness, including, *inter alia*, people living rough (e.g., people living in the streets or in public spaces, ETHOS Light 1), people staying in emergency accommodation (e.g., overnight shelters, ETHOS Light 2), temporary accommodation for the homeless (e.g., homeless hostels, temporary accommodation, ETHOS Light 3), as well as people temporarily “doubling up” with family and friends or “sofa surfing” (ETHOS Light 6).

#### **Box HC3.1. ETHOS Light typology: A common framework to define and measure homelessness**

At European level, the European Federation of National Organisations Working with the Homeless (FEANTSA) developed a typology to define data collection on homelessness called ETHOS: the European Typology of Homelessness and Housing Exclusion, as well as a shorter version, “ETHOS Light”. These typologies illustrate the multiple dimensions of homelessness and are conceived to provide a common “language” for transnational exchanges on homelessness.

The typology allows authorities to indicate which categories are used in the statistical definition of homelessness in their country; not all countries will characterise individuals in each of the categories below as “homeless”.

The “ETHOS Light” typology proposes to categorise homeless populations as follows:

1. *People living rough*: Living in the streets or public spaces without a shelter that can be defined as living quarters (e.g. public spaces/external spaces)
2. *People in emergency accommodation*: People with no place of usual residence who move frequently between various types of accommodation (e.g. overnight shelters)
3. *People living in accommodation for the homeless*: People living in accommodations for the homeless, where the period of stay is time-limited and no long-term housing is provided (e.g.

homeless hostels, temporary accommodation, transitional supported accommodation, women's shelter or refuge accommodation)

4. *People living in institutions*: People who stay longer than needed in health institutions needed due to lack of housing; and people in penal institutions with no housing available prior to release
5. *People living in non-conventional dwellings due to lack of housing*: where accommodation is used due to a lack of housing and is not the person's usual place of residence (e.g. mobile homes, non-conventional buildings or temporary structures)
6. *People living temporarily in conventional housing with family and friends* due to lack of housing

Despite this attempt at a common standard, national data collection strategies and estimates still vary significantly within the European Union.

Source: FEANTSA, 2018, [www.feantsa.org/download/fea-002-18-update-ethos-light-0032417441788687419154.pdf](http://www.feantsa.org/download/fea-002-18-update-ethos-light-0032417441788687419154.pdf)

There are considerable differences across countries, and in some cases *within* countries, in the scope of the statistical definition of homelessness. In some countries, the statistical definition of homelessness is particularly narrow, such as in Japan, where only “people who live their daily life in a park, a riverbed, at a road, a station or other institutions” are considered in homelessness statistics (considered ETHOS Light 1); similarly, in Mexico, the data refer only to rough sleepers (ETHOS Light 1). In other countries, such as Sweden, Switzerland and Norway, the statistical definition broadly covers all six categories of the ETHOS Light typology (see Table HC 3.1.A1 and the [Country Notes on Homelessness Data](#)).

In addition, some national homelessness statistics cover living situations that extend beyond the ETHOS Light typology. For instance, Australia's statistical definition includes people living in an inadequate dwelling, a dwelling without tenure or with an initial tenure that is short and not extendable, or in a dwelling that does not allow them to have space for social relations. In New Zealand, in addition to people that could be considered in ETHOS Light 1, 2, 3, 5 and 6, the statistical definition also includes people living in uninhabitable housing (e.g. dilapidated dwellings). The statistical measurement of this type of living situation has been operationalised as people living in a dwelling that lacks one of six basic amenities: drinkable tap water, electricity, cooking facilities, a kitchen sink, bath or shower, and a toilet.

Even when statistical definitions are similar across countries, differences in the data collection approach(es), the extent of accommodation types that are surveyed in homelessness data collection efforts, as well as the type of count generated (point-in-time or flow), the frequency of data collection and geographic coverage, make cross-country comparison difficult. For more information on difficulties in cross-country comparison, see the section on *Data and comparability issues* below and the forthcoming OECD Monitoring Framework.

In nearly all countries, less than 1% of the population is reported to be experiencing homelessness. In total, this represents over 2 million people in the OECD (roughly 0.25% of the national population, on average). As shown in Table HC 3.1.A1, the number of people reported to be experiencing homelessness represents less than 1% of the population in all countries for which data are available, with the exception of New Zealand, the United Kingdom (Northern Ireland and Scotland), and the Slovak Republic (2.17%, 1.32%, 1.27%, and 1.31%, respectively). In New Zealand, the large share of people experiencing homelessness can be partially explained by the broad statistical definition of homelessness. In the Slovak Republic, the data are based on an estimate of individuals for whom an exact address or location within municipalities could not be determined in the Census, thus likely contributing to the large reported proportion of people experiencing homelessness.

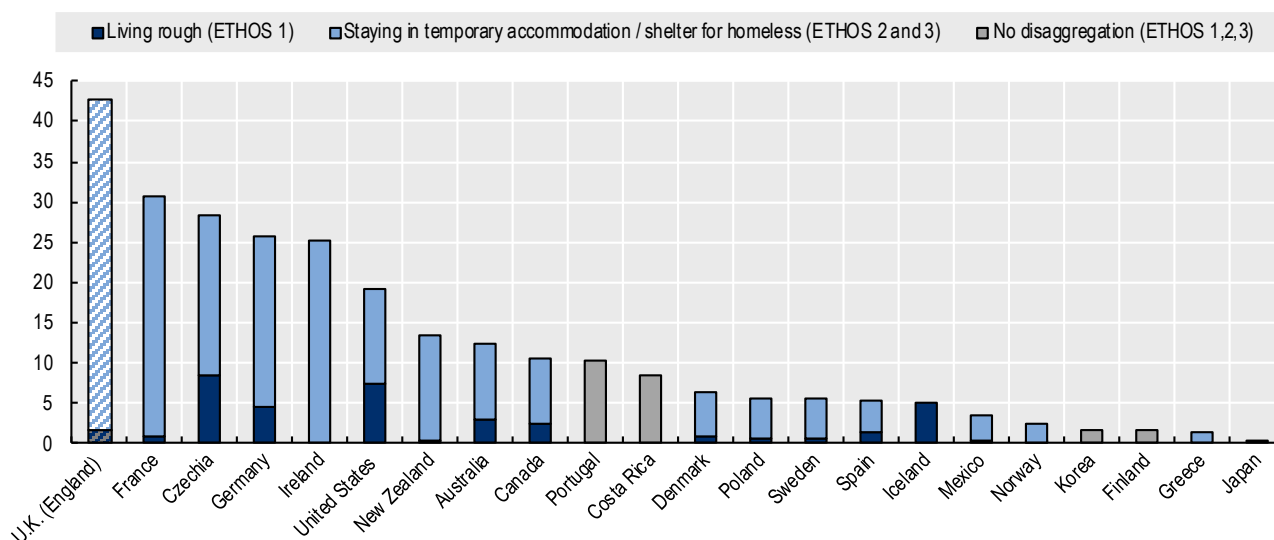
To facilitate international comparison, Figure HC 3.1.1 presents cross-country data on the number of people experiencing homelessness whose living situation corresponds to ETHOS Light categories 1, 2

or 3, per 10 000 people in 2023 (or the most recent year available). Point-in-time and flow data are reported separately.

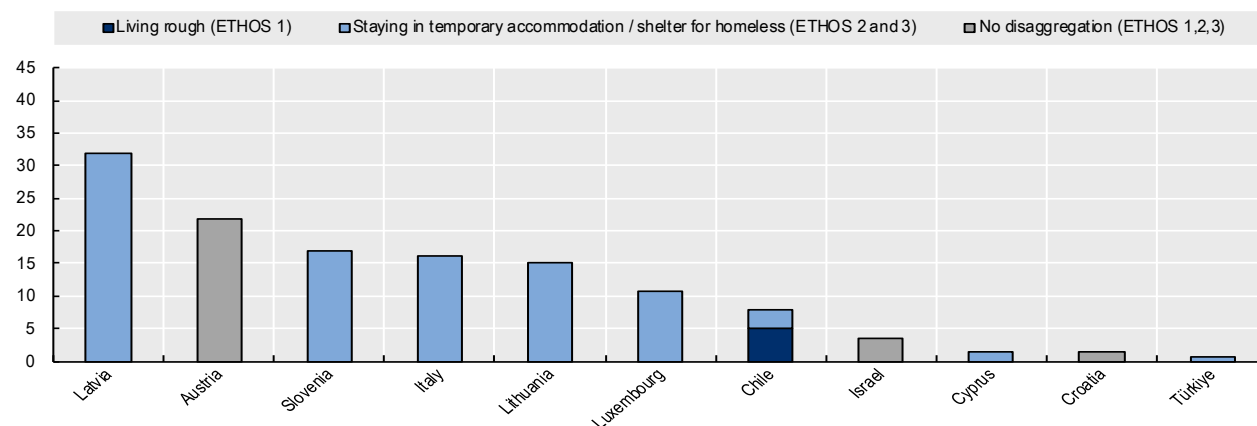
**Figure HC3.1.1. The distribution of homelessness varies considerably across countries.**

People experiencing homelessness who are living rough (ETHOS 1) or staying in emergency accommodation or accommodation for the homeless (ETHOS 2 and 3), per 10 000 people, 2023 or latest year<sup>1,2,3,4</sup>

**A. Point-in-time data**



**B. Flow data**



**Notes:**

1. Data for Australia, Canada, Germany, Korea, Norway, and the United States also include some people living in unconventional dwellings (e.g. tents).
2. Data for the United Kingdom (England) refer to the number of households experiencing homelessness per 10 000 households for ETHOS Light 2 and 3; data also include people enumerated in the Rough Sleeping Snapshot (ETHOS 1).
3. Data for France exclude people staying in temporary accommodation for asylum seekers (under ETHOS 2 and 3) to facilitate cross-country comparison.
4. Data refer to 2023, except for Austria, Czechia, Denmark, France, Germany, Korea, Latvia, Lithuania, Luxembourg, Portugal, Slovenia, Spain and Türkiye (2022); Australia, Croatia, Estonia, Iceland, Italy, and the Slovak Republic (2021); Mexico and Norway (2020); Canada (2020-2022); Poland (2019); New Zealand (2018); Colombia (2017-2021); Cyprus and Sweden (2017).

Source: OECD Questionnaire on Affordable and Social Housing (QuASH). For individual country sources, please refer to the [Country Notes on Homelessness Data](#).

Key findings include:

- Across countries with point-in-time data, the United Kingdom (England), Czechia, France, Ireland, and Germany report over 25 people living rough or staying in emergency accommodation or accommodation for the homeless per 10 000 people (households, in the case of the United Kingdom (England)). At the other end of the spectrum, fewer than five people living rough or staying in emergency or temporary accommodation per 10 000 people were enumerated in Finland, Greece, Japan, Korea, Mexico, and Norway.
- Among countries with flow data, Latvia reports roughly 32 people living rough or staying in emergency or temporary accommodation per 10 000 people, while Israel, Croatia, Cyprus, and Türkiye report fewer than 5 people.

There is no discernible trend between the type of count (PIT or flow) and the number of people experiencing homelessness. Despite flow counts having a longer reference period, four of the five countries with the highest reported rate of homelessness use a PIT count. This unexpected result may be explained by countries with PIT counts having more expansive statistical definitions of homelessness and/or more extensive collection methods.

***Women typically account for a smaller share of people experiencing homelessness in national statistics, but this is partly due to how homelessness is defined and counted.***

Across 33 countries with gender-disaggregated data, women account for a smaller share of the population experiencing homelessness, relative to men, in all but two countries: the United Kingdom (England) and New Zealand.

Nevertheless, there are wide cross-country differences in the share of women experiencing homelessness, ranging from 67% in the United Kingdom (England) and 53% in New Zealand, to 10% in Colombia and 6% in Japan. Across countries with point-in-time data, women account for, on average, around 30% of people experiencing homelessness; among countries with flow data, women account for around 22% of people experiencing homelessness, on average. Seven countries do not publish gender-disaggregated data.

*The smaller share of women in homelessness statistics can be explained by a range of factors.*

First, women tend to experience homelessness differently than men and are generally less visible, and thus harder to capture in standard data collection approaches (e.g. Lloyd and Plouin, 2024). For instance, when faced with homelessness, women are more likely to rely on informal supports, such as staying temporarily with family and friends, rather than finding accommodation in shelters designed for people experiencing homelessness or living rough (Bretherton, 2017). Moreover, as will be discussed further below, women are also among the groups who are more likely experience “hidden homelessness” and may not be captured by homelessness statistics.

Yet there are many methodological differences in how homelessness is defined and measured that contribute to cross-country differences in the share of women experiencing homelessness:

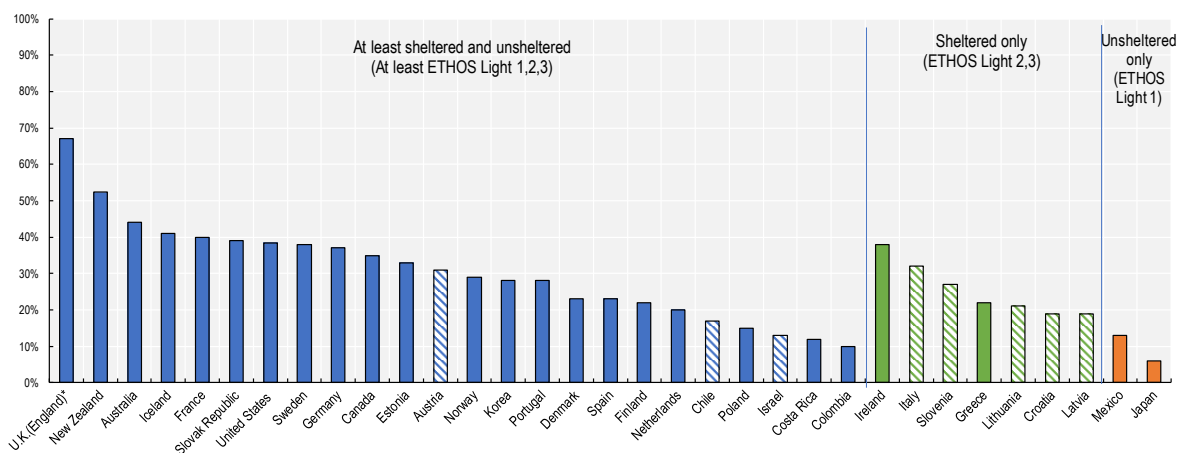
- As shown in Figure HC3.1.2, the **scope of the statistical definition** is one factor that helps to explain some cross-country differences. New Zealand and Australia are among the countries that report the largest share of women experiencing homelessness (53% and 44%, respectively) – two countries with a broad statistical definition of homelessness. By contrast, Japan and Mexico, with the narrowest statistical definitions (covering only rough sleepers, ETHOS Light 1), report among the smallest share of women experiencing homelessness (6% and 13%, respectively). Generally, across countries, women tend to make up a very small share of people living rough (ETHOS Light 1), while the gap is generally narrower for people staying in emergency accommodation (ETHOS Light 2) or accommodation for the homeless (ETHOS

Light 3). For instance, in Germany in 2022, women accounted for around 19% of people sleeping rough (ETHOS Light 1), 37% of people staying in emergency or temporary accommodation (ETHOS Light 2 and 3), and nearly 41% of people staying with family and friends (ETHOS Light 6) (Federal Ministry of Labour and Social Affairs (Germany), 2022). Thus, countries with very narrow definitions which focus specifically on people living rough are likely to report a smaller share of women experiencing homelessness. However, the scope of the statistical definition is just one factor and does not fully explain cross-country differences.

- As discussed below in the *Data and comparability issues* section, **differences in data collection approaches**, and in their scope, design, and implementation, can significantly affect the quality and coverage of the data, including with respect to data coverage of women experiencing homelessness. For instance, data collection approaches which focus exclusively on street counts may record a smaller share of women experiencing homelessness in national statistics, as women tend to be less likely to be visibly sleeping rough. In contrast, homelessness statistics that rely on census data or a combination of data collection methods may be better equipped to account for the diverse experiences of women experiencing homelessness.
- **Public policy** can also play a role. For instance, in the United Kingdom (England) – where the majority of the homelessness data reflect ETHOS Light 2 and 3 (sheltered accommodation) – women represent a large share of people experiencing homelessness. This is likely because pregnant women, single parents with dependent children, and people who are homelessness as a result of being a victim of domestic violence are identified as groups who have a “priority need” for accommodation under the national homelessness legislation (cf. England’s [Homelessness Code of Guidance for Local Authorities](#)).
- **Other methodological challenges** contribute to cross-country differences in the reported share of women experiencing homelessness. For example, in 23 OECD countries for which data are available, women staying in shelters for people experiencing domestic violence are not surveyed as part of service-based collection methods upon which national homelessness statistics are based (Table HC3.1.1). However, cross-country data on the number of women experiencing homelessness who are staying in shelters for people experiencing domestic violence is not available.

**Figure HC3.1.2. Women typically account for a smaller share of people considered homelessness in national statistics, driven in part by how homelessness is defined and counted.**

Share of women as a percentage of people experiencing homelessness, by ETHOS Light definition, point-in-time vs. flow data, 2023 or latest year



Note: 1. Data are based on point-in-time counts, except for countries marked with cross-hatching, where data are based on flow counts.  
2. The gender breakdown in the U.K. (England) refers to single adults with or without dependent children (ETHOS 2 and 3), in addition to individuals sleeping rough (ETHOS 1).  
3. Data refer to 2023, except for Austria, Denmark, Germany, Korea, Lithuania, Portugal, Slovenia, and Spain (2022); Australia, Croatia, Iceland, Italy and Latvia (2021); Mexico and Norway (2020); Canada (2020-2022); Poland (2019); New Zealand (2018); and Sweden (2017).  
Source: OECD Questionnaire on Affordable and Social Housing (QuASH). For individual country sources, please refer to the [Country Notes on Homelessness Data](#).

***The number of people experiencing homelessness has declined in some countries, while it has increased in others.***

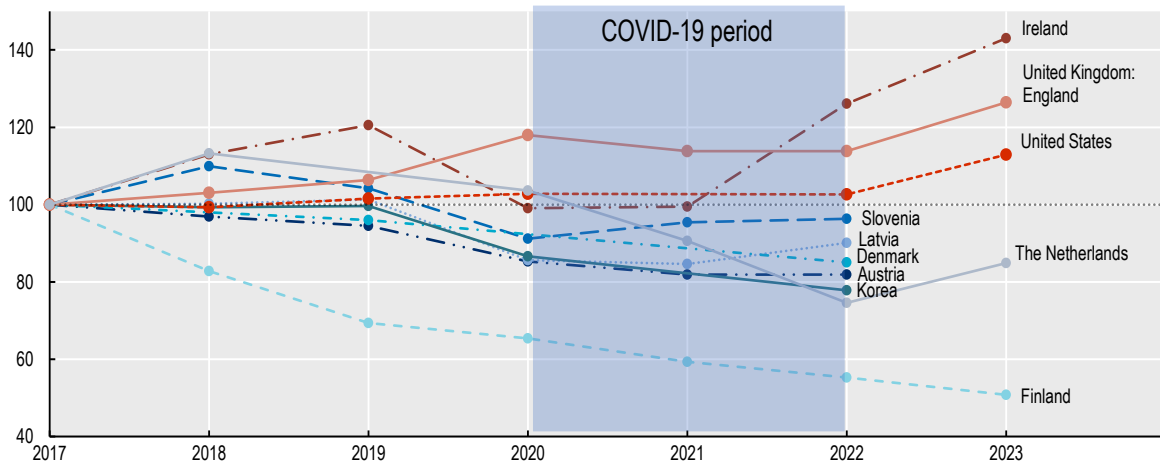
Although cross-country comparability of homelessness trends is limited (see *Data and comparability issues*, below), it is possible to identify trends within several countries, based on available information from national sources. Figure HC3.1.3 provides an index of the number of people experiencing homelessness reported in national statistics in 10 countries between 2017 and 2023, with 2017 as a base year.

- Between 2017 and 2020, homelessness trends were mixed. In the Netherlands and the United States, homelessness reported in national statistics increased by roughly 3 index points, while it increased by 18 index points in the United Kingdom (England). Homelessness reported in national statistics decreased in Austria, Denmark, Finland, Korea, Latvia, and Slovenia. In Ireland, homelessness reported in national statistics increased by 21 index points between 2017 and 2019, but fell back to roughly the 2017 level in 2020.
- Over the course of the COVID-19 pandemic (between 2020 and 2022), across most countries with available data, the number of people experiencing homelessness reported in national statistics generally remained stable or declined. This is likely due to housing-related relief measures introduced at the onset of the COVID-19 pandemic, including eviction bans (see indicator HC3.3 on evictions).
- Since 2022, following the COVID-19 pandemic, most countries with available data reported an increase in the number of people experiencing homelessness. In Ireland, the Netherlands, the United Kingdom (England), and the United States, the number of people experiencing homelessness increased by over 10 index points between 2022 and 2023.
- In Finland, where the number of reported people experiencing homelessness decreased by almost 50 index points between 2017 and 2023, “Housing First” and housing-led solutions are used as guiding principles. Housing First is a model which aims to provide tailored, intensive support for homeless people with high and complex service needs by providing them with long-term, immediate housing and enabling them to exercise control over their support services (see indicator HC3.2 and the forthcoming OECD Toolkit to Combat Homelessness).

Data on the number of people experiencing homelessness reported in national statistics between 2010 and 2023 are presented for selected countries in Figure HC3.1.4. Table HC3.1.A2 in the accompanying Excel file also summarises the available data on the estimated number of people experiencing homelessness around 2010, 2015, 2018 and 2023 or the latest year available.

**Figure HC3.1.3. Homelessness is increasing in some countries, while decreasing in others.**

Index of people experiencing homelessness as a share of the total population, 2017 to 2023 (or latest available year), selected countries, indexed to 2017.



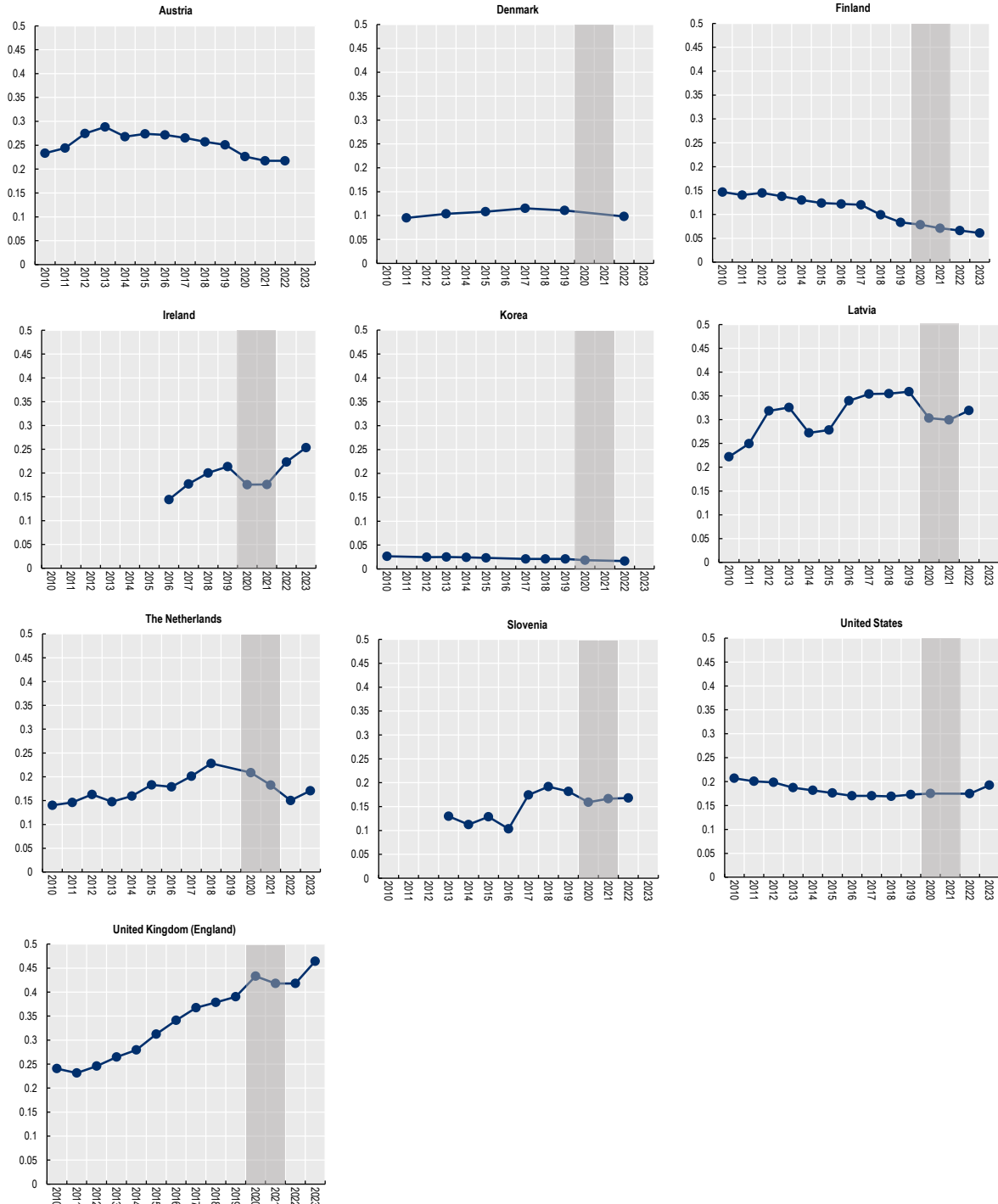
Note: Data for Ireland refer to October of each year. Data for the United Kingdom refer to Q2 (April-June) of each year. Data refer to point-in-time data, except for Austria, Latvia, and Slovenia, which refer to flow data.

Source: OECD Questionnaire on Affordable and Social Housing (QuASH); For individual country sources, please refer [Country Notes on Homelessness Data](#).



**Figure HC3.1.4. Homelessness trends in selected countries**

People experiencing homelessness as a percentage of total population, 2010 to 2023, selected countries



Note: Data for Ireland refer to October of each year. Data for the United Kingdom refer households to Q2 (April-June) of each year. Data refer to point-in-time data, except for Austria, Latvia, and Slovenia, which refer to flow data.  
 Source: OECD Questionnaire on Affordable and Social Housing (QuASH); For individual country sources, please see the data on homelessness country notes.

## ***The population experiencing homelessness is heterogeneous.***

Homelessness is a dynamic phenomenon, with people experiencing homelessness in different ways. In most countries, a smaller, but more visible, share of the homeless population experiences prolonged periods of homelessness, or transitions in and out of homelessness over the course of several weeks, months or years (i.e. “chronically homeless”). Meanwhile, a larger share of the homeless population in most countries, experiences homelessness for only a short period before finding a more stable housing solution (i.e. “transitionally” or “temporarily” homeless) (OECD, 2015).

While single, middle-aged men have traditionally been the dominant group among people experiencing homelessness, data suggest that the population experiencing homelessness is heterogeneous. Indeed, depending on the country, homelessness is prevalent among other groups, including women, youth, the foreign-born population, people with disabilities, seniors, people who identify as LGBTI+, and families with children. However, it is important to note that a number of countries do not collect and/or report such disaggregated data; the countries featured below thus represent an incomplete assessment of homelessness among different groups:

- As reported in the 2023 OECD Questionnaire on Affordable and Social Housing (QuASH), **youth** (aged 15-29) represent a large share of people experiencing homelessness in several OECD countries. In the Netherlands, youth represented 35% of people experiencing homelessness in 2021; 31% of the total population experiencing homelessness in Australia in 2021; 28% of the total population experiencing homelessness in Denmark in 2022.
- Homelessness rates among **migrants** (defined in most cases as the **foreign-born population**) are particularly high in many OECD countries. In Australia (2021), Austria (2021), Sweden (2017) and Spain (2022), over 40% of people experiencing homelessness were reported to be born abroad. The percentage of people experiencing homelessness born abroad was also high (above 30%) in Italy (2021) and Norway (2020). For more information on difficulties enumerating foreign-born populations experiencing homelessness, see the forthcoming OECD note on enumerating migrants experiencing homelessness.
- Many people experiencing homelessness **live with disabilities**. In Korea, 48% of people experiencing homelessness were reported to have a disability in 2022, while roughly 20% reported to have a disability in Norway (2020) and Spain (2022).
- **Seniors** make up an important share of people experiencing homelessness in several OECD countries. Seniors (aged 65 and over, unless otherwise indicated) account for roughly 10% of people experiencing homelessness in Chile (2023), Germany (60+) (2022), New Zealand (2018), Norway (54+) (2020) and Slovenia (2021). In Costa Rica (2023), Croatia (2021), Estonia (2021), Greece (2023), Mexico (2020), seniors make up roughly 15%, while in Poland (60+) (2019), seniors represent roughly one third of all those experiencing homelessness.
- Only two countries (Canada and the United Kingdom (England)) reported information on homelessness among individuals who identify as **LGBTI+**.<sup>1</sup> In Canada in 2020-2022, 13% of people reported to be experiencing homelessness identified as “2SLGBTQI+”. The share was larger among youth between the ages of 13 and 24, where 26% of young people experiencing homelessness identified as 2SLGBTQI+. In the United Kingdom (England) between 2022 and 2023, roughly 6% of the lead members of the household experiencing homelessness identified as lesbian, gay or bisexual. In Colombia, 1.5% of people experiencing homelessness in national statistics reported to be homosexual, while 1.3% reported to be bisexual in 2021.

---

<sup>1</sup> Across OECD countries, various acronyms are used to represent frequently marginalised sexual orientations and gender identities. LGBTI+ typically includes lesbian, gay, bisexual, trans, intersex, and other marginalised sexual orientations and gender identities. In Canada, the acronym 2SLGBTQI+ expands to include two-spirited (2S) and queer (Q) individuals.

Homelessness statistics in the United States (2023) reported that 1.2% people experiencing homelessness identified as transgender, not singularly female or male or questioning.

- Many **families with children** continue to struggle with homelessness across OECD countries. In the United States, there were roughly 58 000 households consisting of family and children experiencing homelessness in 2023. In Germany, nearly half of people experiencing sheltered homelessness belonged to a household with children (Federal Ministry of Labour and Social Affairs (Germany), 2022). In the United Kingdom (England), between 2022 and 2023, roughly 35% of households who were owed a prevention or relief duty included a dependent child.

## Data and comparability issues

### ***Significant methodological challenges stymie data collection on homelessness.***

#### *Definitional differences*

As discussed above, differences in statistical definitions drive some of the variation in the reported incidence of homelessness across countries; these differences hamper international comparison and an understanding of the differences in homelessness rates and risks across countries. For instance, several countries that adopt a broader definition of homelessness report a higher incidence of homelessness, like Australia and New Zealand, relative to countries with a narrower definition, such as Chile, Portugal or Japan.

However, definitional differences do not fully explain the variation in homelessness rates across countries: several countries with a broad definition of homelessness report among the lowest incidences of homelessness, such as Norway, Poland, Finland and Denmark. Figure HC3.1 (above) accounts for these definitional differences by presenting cross-country data on homelessness for ETHOS Light categories 1, 2 and 3 only.

Different definitions of homelessness can co-exist within the same country, depending on the purpose and the collecting authority, producing considerable differences in homelessness estimates for the same territory. In the United States, for instance, the definition of homelessness used by the Department of Housing and Urban Development (HUD) – which is used to allocate federal funds to local authorities to address homelessness – is narrower than that used by the Department of Education (Evans, Phillips and Ruffini, 2019), which forms the basis of funding allocation to school districts to support children and youth experiencing homelessness. The result is two significantly different estimates of homelessness in the United States: while HUD estimated that over 580 000 people experienced homelessness on a single night in January 2022, the Department of Education reported 1.28 million children and youth nationally experienced homelessness at some point over the 2019-20 school year (this figure is exclusive of their parents) (US Interagency Council on Homelessness, 2024).

#### *Limitations of data collection approaches*

Beyond definitional differences, there are a number of challenges in the scope and methods of data collection that might affect measuring the full extent of homelessness (see the forthcoming OECD Monitoring Framework on Homelessness). Data on homelessness are typically based on the following collection methods, each with its strengths and limitations in terms of how well it captures different types of living situations:

- *Street counts*: an estimate of the number of people sleeping rough at a point-in-time;
- *Service-based methods*: information obtained from a broad range of service providers that support people experiencing homelessness;

- *Population censuses and Household surveys*: a count or a sample of a given population at a point in time (e.g. Population Census; special module on homelessness in household survey);
- *Administrative data*: records collected by different institutions/organisations (e.g., health data, criminal justice records, social services data, etc.) and used to extrapolate the number of people experiencing homelessness;
- *Advanced sampling methods*: a statistical method, such as “capture-recapture,” comparing independent samples from two or more sources of data to estimate the total number of people experiencing homelessness;
- *By-name lists and Information management systems on homeless individuals*: the collection of comprehensive demographic and identifying information on people experiencing homelessness, which may be collected via *registry weeks*.

The type of housing solution of someone experiencing homelessness – whether it is a shelter or emergency accommodation service, temporary lodging with family or friends, or living out of a car or on the street – will be better reflected in some data collection methods relative to others. Further, the scope, design and implementation of each data collection approach varies widely, which can significantly affect the quality and coverage of the data. For instance, with respect to street counts, the geographic perimeter is not systematic across (or even within) countries. In addition to counting rough sleepers on public streets, street counts may (or may not) include parks, public transport, emergency rooms, parking garages or other places that, depending on the country context, may be used by rough sleepers.

Moreover, in the case of service-based methods, there is no systematic approach to determining which types of services and emergency or temporary accommodation are included in data collection efforts, and which are left out. The selection of services to be surveyed may be narrowly defined (e.g., restricted to overnight shelters and temporary accommodation), or may be quite broad (e.g., to also include food banks, social service centres, health clinics, etc.). As a result, homelessness data resulting from service-based methods (often captured by ETHOS Light 2 and 3) are not fully comparable across countries. Table HC3.1.1 provides an overview of cross-country differences in the inclusion of children and temporary accommodation for specific groups in the national headline estimate of homelessness. Across 40 OECD and EU countries:

- Over half (26 countries) include children under the age of 18 years;
- Around 40% (17 countries) include temporary accommodation for victims of domestic violence;
- Around 30% (12 countries) include temporary accommodation for refugees; and
- Less than a quarter (9 countries) include temporary accommodation for asylum seekers.

### Table HC3.1.1. Homelessness data do not systematically include children, or people staying temporarily in specific types of emergency accommodation.

Inclusion of children and people staying in temporary accommodation for victims of domestic violence, asylum seekers and refugees in national homelessness statistics

	Yes	No
<b>Children (&lt;18)</b>	Australia, Austria, Belgium (Brussels), Canada, Colombia, Czechia, Cyprus, Denmark, Estonia, Finland, France, Germany, Greece, Ireland, Italy, Lithuania, Latvia, Mexico, Norway, New Zealand, Poland, Portugal, the Slovak Republic, Slovenia, the United Kingdom, and the United States.	Costa Rica, Chile, Croatia, Iceland, Israel, Japan, Korea, Luxembourg, the Netherlands, Romania, Spain, Sweden, Switzerland, and Türkiye.
<b>Temporary accommodation for victims of domestic violence</b>	Australia, Austria, Belgium (Brussels), Canada, Chile, Colombia, Finland, France, Italy, Norway, New Zealand, Poland, Slovak Republic, Spain, Sweden, the United Kingdom, and the United States.	Costa Rica, Croatia, Cyprus, Czechia, Denmark, Estonia, Germany, Greece, Iceland, Ireland, Israel, Japan, Korea, Lithuania, Luxembourg, Latvia, Mexico, the Netherlands, Portugal, Romania, Slovenia, Switzerland, and Türkiye
<b>Temporary accommodation for asylum seekers</b>	Australia, Belgium (Brussels), Canada, Costa Rica, Colombia, France, New Zealand, Portugal, and Spain.	Austria, Chile, Croatia, Cyprus, Czechia, Denmark, Estonia, Finland, Germany, Greece, Iceland, Ireland, Israel, Italy, Japan, Korea, Lithuania, Luxembourg, Latvia, Mexico, the Netherlands, Norway, Poland, Romania, the Slovak Republic, Slovenia, Sweden, Switzerland, Türkiye, the United Kingdom, and the United States.
<b>Temporary accommodation for refugees</b>	Australia, Belgium (Brussels), Canada, Costa Rica, Colombia, France, Germany, Norway, New Zealand, Portugal, Spain, and the United Kingdom	Austria, Chile, Croatia, Cyprus, Czechia, Denmark, Estonia, Finland, Greece, Iceland, Ireland, Israel, Italy, Japan, Korea, Lithuania, Luxembourg, Latvia, Mexico, the Netherlands, Poland, Romania, the Slovak Republic, Slovenia, Sweden, Switzerland, Türkiye, and the United States

Source: OECD Questionnaire on Affordable and Social Housing (QuASH). For individual country sources, please refer to the [Country Notes on Homelessness Data](#).

#### *Hidden homelessness*

It is difficult to assess the number of the people experiencing “hidden homelessness.” While there is no formal definition of hidden homelessness, it is generally understood to refer to people whose living situation corresponds to one of the categories outlined in the ETHOS Light typology (see Box HC3.1), but who do not appear in official statistics on homelessness. This may include, for instance:

- people who are not in contact with any administrative support services, and are thus not registered in any service database;
- people who may not be eligible for support services, or may not be considered a priority case to access limited public support services;
- people living in unsustainable or inadequate shelter (e.g. in their car, with friends or family [e.g., ETHOS 6]).

Hidden homelessness tends to be more prevalent among women, youth, people who identify as LGBTBI+, victims/survivors of domestic abuse, asylum seekers, and people living in rural areas and smaller communities, where shelters and social support services are less prevalent and where homeless surveys are not carried out (National Advisory Committee on Rural Health and Human Services, 2014; ONS, 2023; Scottish Government, 2023).

Some efforts to assess the extent of hidden homelessness include:

- In the United Kingdom, the London Assembly (2017) estimated that around one in ten people in London experienced “hidden homelessness” in a given year, and that one in five 16- to 25-year-olds “couch surfed” in 2014 – roughly half of them for over a month.

- In Canada, the 2021 Canadian Housing Survey (CHS) found that over 10% of respondents living in private dwellings reported to have previously experienced hidden homelessness – that is, they had to stay temporarily with friends or family, or elsewhere because they had nowhere else to live. In contrast, roughly 2% of respondents indicated they previously experienced homelessness (e.g. living in homeless shelter, on the street or in parks, in a makeshift shelter or in an abandoned building) (Dionne, et al., 2023).

### *Experiences of homelessness over the life course*

Annual homelessness estimates also do not capture the total number of people who may have experienced homelessness or extreme housing insecurity over the course of their lifetime. For instance, results from the 2018 EUROSTAT *ad hoc* module on Material deprivation, well-being and housing difficulties found that around 4% of people reported that they had, over the course of their lifetime, stayed with friends and relatives temporarily; stayed in emergency or other temporary accommodation; stayed in a place not intended as a permanent home; or “slept rough” or slept in a public space (Eurostat, 2020). Similarly, a study from Scotland found that in mid-2015 at least 8% of the Scottish population had experienced homelessness at some point in their lives (Waugh et al., 2018).

### *Additional methodological challenges*

Incomplete geographic coverage and limited frequency and consistency of data collection represent additional methodological challenges. For instance, some national data only cover cities or towns of a certain size (Italy, the United States), or the biggest region or city (Belgium). Even in the presence of national guidelines for homelessness counts to be conducted at subnational level, jurisdictions may interpret and apply the guidelines differently, leading to local homelessness estimates that are difficult to compare within a country.

Frequency and consistency of data collection also pose challenges. Efforts have been made through the OECD Questionnaire on Social and Affordable Housing to collect information on the number of people experiencing homelessness over several years. Nevertheless, it was not possible to collect data for the same years for all countries as the timing of homelessness counts is not harmonised across countries. For instance, two OECD countries collect data on a monthly (Ireland) or quarterly (United Kingdom (England)) basis. More commonly, countries collect homelessness data on annually (e.g. Austria, Finland, Japan, the Netherlands and Portugal) or every two years (Poland). Some countries conduct regular homeless counts at longer intervals: every five years (Australia and New Zealand), six years (Sweden) or ten years (the Slovak Republic).

In some cases, changes to the definition and/or methodology underlying data collection does not allow for reliable comparison over time. Some countries do not have a regular system of data collection on homelessness in place, and rely on information from one-off surveys without reference to one another.

A full description of methodological issues in homelessness data collection can be found in Busch-Geertsema et al. (2014), OECD (2015) and the forthcoming OECD Monitoring Framework on homelessness.

## Sources and further reading

- Baptista, I. and E. Marlier (2019), *Fighting Homelessness and Housing Exclusion in Europe: A Study of National Policies*,  
<https://ec.europa.eu/social/main.jsp?catId=738&langId=en&pubId=8243&furtherPubs=yes>.
- Bretherton, J. (2017), "Reconsidering Gender in Homelessness", *European Journal of Homelessness*, Vol. 11/1, [www.feantsaresearch.org/download/feantsa-ejh-11-1\\_a1-v045913941269604492255.pdf](http://www.feantsaresearch.org/download/feantsa-ejh-11-1_a1-v045913941269604492255.pdf).
- Dionne, M., Laporte, C., Loeppky, J., Miller, A. (2023), A Review of Canadian Homelessness Data.  
<https://www150.statcan.gc.ca/n1/pub/75f0002m/75f0002m2023004-eng.htm>
- Eurostat (2020), *2018 – Material deprivation, well-being and housing difficulties*,  
[https://ec.europa.eu/eurostat/documents/1012329/8706724/2018+EU-SILC+module\\_assessment.pdf](https://ec.europa.eu/eurostat/documents/1012329/8706724/2018+EU-SILC+module_assessment.pdf).
- Evans, W., D. Phillips and K. Ruffini (2019), *Reducing and Preventing Homelessness: A Review of the Evidence and Charting a Research Agenda 1 A Report Prepared for the Abdul Latif Jameel Poverty Action Lab*.
- FEANTSA (2018), *ETHOS Light: European Typology of Homelessness and Housing Exclusion, Measurement of Homelessness at European Union Level*, [www.feantsa.org/download/fea-002-18-update-ethos-light-0032417441788687419154.pdf](http://www.feantsa.org/download/fea-002-18-update-ethos-light-0032417441788687419154.pdf).
- Federal Ministry of Labour and Social Affairs (Germany) (2022), *Extent and structure of homelessness (Ausmaß und Struktur von Wohnungslosigkeit)*,  
[www.bmwsb.bund.de/SharedDocs/downloads/Webs/BMWSB/DE/veroeffentlichungen/pm-kurzmeldung/wohnungslosenbericht-2022.pdf?\\_\\_blob=publicationFile&v=4](http://www.bmwsb.bund.de/SharedDocs/downloads/Webs/BMWSB/DE/veroeffentlichungen/pm-kurzmeldung/wohnungslosenbericht-2022.pdf?__blob=publicationFile&v=4).
- Fondation Abbe Pierre and FEANTSA (2023), *The Eighth Overview of Housing Exclusion in Europe 2023*,  
[https://www.feantsa.org/public/user/Resources/reports/2023/OVERVIEW/Rapport\\_EN.pdf](https://www.feantsa.org/public/user/Resources/reports/2023/OVERVIEW/Rapport_EN.pdf).
- Government Statistical Service (2019), *Harmonisation of Definitions of Homelessness for UK Official Statistics: A Feasibility Report*, <https://gss.civilservice.gov.uk/wp-content/uploads/2019/02/GSS-homelessness-report-1.pdf>.
- Lloyd, A. and M. Plouin (2024) "Better Capturing the Experience of Homelessness Among Women", *The different faces of homelessness: exploring specific data and policy needs*, European Commission, 2024, JRC136178,  
<https://publications.jrc.ec.europa.eu/repository/handle/JRC136178>.
- London Assembly Housing Committee (2017), *Hidden homelessness in London*,  
[www.london.gov.uk/sites/default/files/london\\_assembly\\_hidden\\_homelessness\\_report.pdf](http://www.london.gov.uk/sites/default/files/london_assembly_hidden_homelessness_report.pdf).
- National Advisory Committee on Rural Health and Human Services, (2014), *Homelessness in Rural America - Policy Brief July 2014*,  
[www.hrsa.gov/advisorycommittees/rural/publications/homelessnessruralamerica.pdf](http://www.hrsa.gov/advisorycommittees/rural/publications/homelessnessruralamerica.pdf).
- OECD (2015), *Integrating Social Services for Vulnerable Groups: Bridging Sectors for Better Service Delivery*, OECD Publishing, Paris. DOI: <http://dx.doi.org/10.1787/9789264233775-en>.
- OECD (2020), "Better data and policies to fight homelessness in the OECD", *OECD Policy Briefs on Affordable Housing*, <https://www.oecd.org/els/family/homelessness-policy-brief-2020.pdf>.  
[Également disponible [en français](#)]

OECD (2024), Country Notes on Homelessness Data, <https://www.oecd.org/social/homelessness-country-notes.htm>.

ONS (2023), "Hidden homelessness in the UK: Evidence review", <https://www.ons.gov.uk/peoplepopulationandcommunity/housing/articles/hiddenhomelessnessintheukevidencereview/2023-03-29>

United States Interagency Council on Homelessness (2024) *Data & Trends: History of Homelessness*, <https://usich.gov/guidance-reports-data/data-trends>

Scottish Government (2023), "Hidden Homelessness: International Evidence Review". <https://www.gov.scot/publications/hidden-homelessness-international-evidence-review-exploring-ways-identifying-counting-hidden-homeless-populations/pages/6/>

Waugh, A. et al. (2018), "Health and Homelessness in Scotland: Research", [www.gov.scot/publications/health-homelessness-scotland](http://www.gov.scot/publications/health-homelessness-scotland).



Table HC3.1.A1 Estimates of homelessness and disaggregation by ETHOS Light category

Country	% of total population	Headline estimate	Breakdown of headline estimate						Year	PIT or FLOW	Are children included?	Inclusion of temporary accommodation for specific groups	Source
			ETHOS 1	ETHOS 2	ETHOS 3	ETHOS 4	ETHOS 5	ETHOS 6					
Australia	0.48%	122 494	7 639	Included under ETHOS 3	24 288	Not included	Included under ETHOS 1	16 601	2021	PIT	Yes	Accommodation for: Asylum seekers <input checked="" type="checkbox"/> Refugees <input checked="" type="checkbox"/> Victims of domestic violence <input checked="" type="checkbox"/>	Australian Bureau of Statistics (2021), Census of Population and Housing
Austria	0.22%	19 667	9 289	Included in headline estimate	Included in headline estimate	Not included	Not included	Not included	2022	Flow	Yes	Accommodation for: Asylum seekers <input type="checkbox"/> Refugees <input type="checkbox"/> Victims of domestic violence <input checked="" type="checkbox"/>	Federal ministry of social affairs, health, care and consumer protection (2021), Key figures on living conditions 2022
Belgium (Brussels)	0.57%	7 134	809	1 593	1 473	155	2 435	375	2022	PIT	Yes	Accommodation for: Asylum seekers <input checked="" type="checkbox"/> Refugees <input checked="" type="checkbox"/> Victims of domestic violence <input checked="" type="checkbox"/>	Bruss'help and King Baudouin Foundation, (2023), Bruss'help street count
Canada	0.11%	40 713	9301	24969	6443	Not included	Included under ETHOS 1	Not included	2020-2022	PIT	Yes	Accommodation for: Asylum seekers <input checked="" type="checkbox"/> Refugees <input checked="" type="checkbox"/> Victims of domestic violence <input checked="" type="checkbox"/>	Infrastructure Canada (2020-2022), Everyone Counts
Costa Rica	0.09%	4 530	Included in headline estimate	Included in headline estimate	Included in headline estimate	Not included	Not included	Not included	2023	PIT	No	Accommodation for: Asylum seekers <input checked="" type="checkbox"/> Refugees <input checked="" type="checkbox"/> Victims of domestic violence <input type="checkbox"/>	Instituto Mixto de Ayuda Social (2023), Target Population System (SIPO)
Chile	0.11%	20 775	10 212	5 172	600	4 172	Not included	537	2023	Flow	No	Accommodation for: Asylum seekers <input type="checkbox"/> Refugees <input type="checkbox"/> Victims of domestic violence <input checked="" type="checkbox"/>	Ministry of Social Development (2023), Social Street Registry
Colombia	0.07%	34 091	Included in headline estimate	Included in headline estimate	Included in headline estimate	Included in headline estimate	Included in headline estimate	Not included	2017-2021	PIT	Yes	Accommodation for: Asylum seekers <input checked="" type="checkbox"/> Refugees <input checked="" type="checkbox"/> Victims of domestic violence <input checked="" type="checkbox"/>	National Administrative Department of Statistics (2021), Census of Street Dwellers
Croatia	0.01%	561	Not included	Included in headline estimate	Included in headline estimate	Not included	Not included	Not included	2021	Flow	No	Accommodation for: Asylum seekers <input type="checkbox"/> Refugees <input type="checkbox"/> Victims of domestic violence <input type="checkbox"/>	Ministry of Labour, Pension System, Family and Social Policy (2023), Internal data.
Cyprus	0.02%	129	Not included	129	Not included	Not included	Not included	Not included	2017	Flow	Yes	Accommodation for: Asylum seekers <input type="checkbox"/> Refugees <input type="checkbox"/> Victims of domestic violence	Ministry of Labour (2017), Social Welfare Services Report

Country	% of total population	Headline estimate	Breakdown of headline estimate						Year	PIT or FLOW	Are children included?	Inclusion of temporary accommodation for specific groups	Source
			ETHOS 1	ETHOS 2	ETHOS 3	ETHOS 4	ETHOS 5	ETHOS 6					
Czechia	0.97%	104 818	9 240	2 760	18 590	Not included	16 058	54 000	2022	PIT	Yes	Accommodation for: Asylum seekers <input type="checkbox"/> Refugees <input type="checkbox"/> Victims of domestic violence <input type="checkbox"/>	Ministry of Labour and Social Affairs (2022), Census of people from selected categories of the ETHOS classification
Denmark	0.10%	5 789	535	248	2 955	195	Not included	1 152	2022	PIT	Yes	Accommodation for: Asylum seekers <input type="checkbox"/> Refugees <input type="checkbox"/> Victims of domestic violence <input type="checkbox"/>	Danish Centre for Social Science Research (2022), Mapping of Homelessness in Denmark.
Estonia	0.08%	1 068	Not included	Included in headline estimate	Included in headline estimate	Included in headline estimate	Not included	Included in headline estimate	2021	PIT	Yes	Accommodation for: Asylum seekers <input type="checkbox"/> Refugees <input type="checkbox"/> Victims of domestic violence <input type="checkbox"/>	Statistics Estonia (2023), Census 2021
Finland	0.06%	3 429	Included under ETHOS 2	464	414	412	Not included	2 139	2023	PIT	Yes	Accommodation for: Asylum seekers <input type="checkbox"/> Refugees <input type="checkbox"/> Victims of domestic violence <input checked="" type="checkbox"/>	Housing Finance and Development Centre of Finland (ARA) (2024), Homelessness reports.
France	0.49%	333 000	~ 5 500	~ 316 000	Included under ETHOS 2	Not included	~11 200	Not included	2022	PIT	Yes	Accommodation for: Asylum seekers <input checked="" type="checkbox"/> Refugees <input checked="" type="checkbox"/> Victims of domestic violence <input checked="" type="checkbox"/>	DIHAL (2023), estimation of homelessness
Germany	0.31%	262 600	38 500	178 100	Included under ETHOS 2	Not included	Included under ETHOS 1	54 800	2022	PIT	Yes	Accommodation for: Asylum seekers <input type="checkbox"/> Refugees <input checked="" type="checkbox"/> Victims of domestic violence <input type="checkbox"/>	Federal Ministry of Labour and Social Affairs (BMAS (2022), Homeless Reporting Act homelessness report.
Greece	0.01%	1 387	Not included	440	947	Not included	Not included	Not included	2023	PIT	Yes	Accommodation for: Asylum seekers <input type="checkbox"/> Refugees <input type="checkbox"/> Victims of domestic violence <input type="checkbox"/>	Greek Ministry of Labour and Social Affairs (2023), Digital registry of homeless structures and Housing and Work for the Homeless programme.
Ireland	0.26%	13 179	Not included	13 179	Included under ETHOS 2	Not included	Not included	Not included	2023	PIT	Yes	Accommodation for: Asylum seekers <input type="checkbox"/> Refugees <input type="checkbox"/> Victims of domestic violence <input type="checkbox"/>	Department of Housing, Local Government and Heritage (2023). Pathway Accommodation and Support System (PASS)
Iceland	0.34%	1 272	194	Included in headline estimate	Included in headline estimate	Not included	Not included	Not included	2021	PIT	No	Accommodation for: Asylum seekers <input type="checkbox"/> Refugees <input type="checkbox"/> Victims of domestic violence <input type="checkbox"/>	Statistics Iceland (2021), Population Census

Country	% of total population	Headline estimate	Breakdown of headline estimate						Year	PIT or FLOW	Are children included?	Inclusion of temporary accommodation for specific groups	Source
			ETHOS 1	ETHOS 2	ETHOS 3	ETHOS 4	ETHOS 5	ETHOS 6					
Israel	0.04%	3 900	600	322	Included in headline estimate	686	Not included	Not included	2021	Flow	No	Accommodation for: Asylum seekers <input type="checkbox"/> Refugees <input type="checkbox"/> Victims of domestic violence <input type="checkbox"/>	Israel Central Bureau of Statistics (2023), Local authority data collection.
Italy	0.16%	96 197	Not included	Included in headline estimate	Included in headline estimate	Not included	Not included	Not included	2021	Flow	Yes	Accommodation for: Asylum seekers <input type="checkbox"/> Refugees <input type="checkbox"/> Victims of domestic violence <input checked="" type="checkbox"/>	ISTAT (2021), Permanent Census of Population and Housing
Japan	0.00%	3 065	3 065	Not included	Not included	Not included	Not included	Not included	2023	PIT	No	Accommodation for: Asylum seekers <input type="checkbox"/> Refugees <input type="checkbox"/> Victims of domestic violence <input type="checkbox"/>	Ministry of Health, Labour and Welfare (2023), National Survey on the Actual Conditions of Homelessness (approximate survey)
Korea	0.02%	8 469	Included in headline estimate	Included in headline estimate	Included in headline estimate	Not included	Included in headline estimate	Not included	2022	PIT	No	Accommodation for: Asylum seekers <input type="checkbox"/> Refugees <input type="checkbox"/> Victims of domestic violence <input type="checkbox"/>	Ministry of Health and Welfare (2023), Status study on the homeless.
Lithuania	0.15%	4 317	Not included	2 636	1 681	Not included	Not included	Not included	2022	Flow	Yes	Accommodation for: Asylum seekers <input type="checkbox"/> Refugees <input type="checkbox"/> Victims of domestic violence <input type="checkbox"/>	Statistics Lithuania (2023), Annual survey of social services
Luxembourg	0.11%	696	Not included	445	251	Not included	Not included	Not included	2022	Flow	No	Accommodation for: Asylum seekers <input type="checkbox"/> Refugees <input type="checkbox"/> Victims of domestic violence <input type="checkbox"/>	Ministry of Family Affairs, Integration and the Greater Region (2022), Annual activity report
Latvia	0.32%	5 997	Not included	5 997	Included under ETHOS 2	Not included	Not included	Not included	2022	Flow	Yes	Accommodation for: Asylum seekers <input type="checkbox"/> Refugees <input type="checkbox"/> Victims of domestic violence <input type="checkbox"/>	Ministry of Welfare (2023), Reports on Social Services and Social Assistance
Mexico	0.01%	5 778	5 778	Not included	Not included	Not included	Not included	Not included	2020	PIT	Yes	Accommodation for: Asylum seekers <input type="checkbox"/> Refugees <input type="checkbox"/> Victims of domestic violence <input type="checkbox"/>	Population and Housing Census (2020) (Censo de Población y Vivienda).
Netherlands	0.17%	30 600	Included in headline estimate	Included in headline estimate	Included in headline estimate	Not included	Included in headline estimate	Included in headline estimate	2023	PIT	No	Accommodation for: Asylum seekers <input type="checkbox"/> Refugees <input type="checkbox"/> Victims of domestic violence <input type="checkbox"/>	Statistics Netherlands (CBS) (2024), Homelessness in the Netherlands Study
Norway	0.06%	3 325	66	1 330	Included under ETHOS 2	600	Included under ETHOS 2	997	2020	PIT	Yes	Accommodation for: Asylum seekers <input type="checkbox"/> Refugees <input checked="" type="checkbox"/> Victims of domestic violence <input checked="" type="checkbox"/>	Norwegian State Housing Bank and Norwegian Institute for Urban and Regional Research (2020), Nationwide Mapping Study on Homelessness.

Country	% of total population	Headline estimate	Breakdown of headline estimate						Year	PIT or FLOW	Are children included?	Inclusion of temporary accommodation for specific groups	Source
			ETHOS 1	ETHOS 2	ETHOS 3	ETHOS 4	ETHOS 5	ETHOS 6					
New Zealand	2.17%	102 123	207	69	6 339	Not included	4 938	30 171	2018	PIT	Yes	Accommodation for: Asylum seekers <input checked="" type="checkbox"/> Refugees <input checked="" type="checkbox"/> Victims of domestic violence <input checked="" type="checkbox"/>	Statistics New Zealand (2019), Census of Population and Dwellings.
Poland	0.08%	30 330	2 551	4 299	14 422	3 062	3 456	Not included	2019	PIT	Yes	Accommodation for: Asylum seekers <input type="checkbox"/> Refugees <input type="checkbox"/> Victims of domestic violence <input checked="" type="checkbox"/>	Ministry of Family and Social Policy (2019), National Research on the Number of Homeless People.
Portugal	0.10%	10 773	5 975	Included under ETHOS 1	4 798	Not included	Not included	Not included	2022	PIT	Yes	Accommodation for: Asylum seekers <input checked="" type="checkbox"/> Refugees <input checked="" type="checkbox"/> Victims of domestic violence <input type="checkbox"/>	National Strategy for the Integration of Homeless People (2023), Characterization Survey of Homeless People
Romania	0.04%	8 436	Included in headline estimate	Included in headline estimate	Included in headline estimate	Included in headline estimate	Not included	Included in headline estimate	2022	Flow	No	Accommodation for: Asylum seekers <input type="checkbox"/> Refugees <input type="checkbox"/> Victims of domestic violence <input type="checkbox"/>	Ministry of Labour and Social Solidarity (2023), Reports from social services providers.
Slovak Republic	1.31%	71 076	Not included	Included in headline estimate	1 863	Included in headline estimate	5 196	Not included	2021	PIT	Yes	Accommodation for: Asylum seekers <input type="checkbox"/> Refugees <input type="checkbox"/> Victims of domestic violence <input checked="" type="checkbox"/>	Statistical Office of the Slovak Republic (2023), Population and Housing Census 2021.
Slovenia	0.17%	3 545	Not included	Included in headline estimate	Included in headline estimate	Not included	Not included	Not included	2022	Flow	Yes	Accommodation for: Asylum seekers <input type="checkbox"/> Refugees <input type="checkbox"/> Victims of domestic violence <input type="checkbox"/>	Social Protection Institute of the Republic of Slovenia (2022), Social Welfare Program Monitor.
Spain	0.06%	28 552	7 277	Included under ETHOS 3	18567	Not included	2709	Not included	2022	PIT	No	Accommodation for: Asylum seekers <input checked="" type="checkbox"/> Refugees <input checked="" type="checkbox"/> Victims of domestic violence <input checked="" type="checkbox"/>	National institute of Statistics (Instituto Nacional de Estadística), 2022, Survey of the homeless people (Encuesta a las personas sin hogar) (EPSH).
Sweden	0.33%	33 269	647	2 554	2 367	4 899	343	5 726	2017	PIT	No	Accommodation for: Asylum seekers <input type="checkbox"/> Refugees <input type="checkbox"/> Victims of domestic violence <input checked="" type="checkbox"/>	National Board for Health and Welfare (2017), National homelessness survey.
Switzerland	0.04%	3 810	Included in headline estimate	Included in headline estimate	Included in headline estimate	Included in headline estimate	Included in headline estimate	Included in headline estimate	2021	PIT	No	Accommodation for: Asylum seekers <input type="checkbox"/> Refugees <input type="checkbox"/> Victims of domestic violence <input type="checkbox"/>	Federal Housing Office (BWO), 2022, Homelessness in Switzerland Report

Country	% of total population	Headline estimate	Breakdown of headline estimate						Year	PIT or FLOW	Are children included?	Inclusion of temporary accommodation for specific groups	Source
			ETHOS 1	ETHOS 2	ETHOS 3	ETHOS 4	ETHOS 5	ETHOS 6					
Türkiye	0.01%	5 285	Not included	Included in headline estimate	Included in headline estimate	Not included	Not included	Not included	2022	Flow	No	Accommodation for: Asylum seekers <input type="checkbox"/> Refugees <input type="checkbox"/> Victims of domestic violence <input type="checkbox"/>	Ministry of Family and Social Services (MoFSS), 2023, Accommodation Project for the Homeless
United States	0.19%	653 104	256 610	396 494	Included under ETHOS 2	Not included	Included under ETHOS 1	Not included	2023	PIT	Yes	Accommodation for: Asylum seekers <input type="checkbox"/> Refugees <input type="checkbox"/> Victims of domestic violence <input checked="" type="checkbox"/>	Department of Housing and Urban Development (HUD) (2023), Annual Point-in-Time Count.
United Kingdom: England <sup>(a)</sup>	0.46%	109 658 households	3 898 individuals	19 900 households	76 920 households	Not included	Not included	Not included	Autumn 2023 (ETHOS 1; April-June (2023)-ETHOS 2&3)	PIT	Yes	Accommodation for: Asylum seekers <input type="checkbox"/> Refugees <input checked="" type="checkbox"/> Victims of domestic violence <input checked="" type="checkbox"/>	Department for Levelling Up, Housing and Communities (2023), Homelessness Case Level Information Collection (H-CLIC) and Rough Sleeping Snapshot (2023)
United Kingdom: Northern Ireland <sup>(a)</sup>	1.32%	10 141 households	Included in headline estimate	Not included	Not included	205 households	Included in headline estimate	Included in headline estimate	July 2022 – June 2023	Flow	Yes	Accommodation for: Asylum seekers <input type="checkbox"/> Refugees <input type="checkbox"/> Victims of domestic violence <input type="checkbox"/>	Department of Communities (DfC), Northern Ireland Statistics and Research Agency (NISRA) and the Northern Ireland Housing Executive (NIHE) (2023), Northern Ireland Homelessness Bulletin
United Kingdom: Scotland <sup>(a)</sup>	1.27%	32 242 households	Included in headline estimate	Not included	Not included	1 668 households	186 households	15 672 households	April 2022 – March 2023	Flow	Yes	Accommodation for: Asylum seekers <input type="checkbox"/> Refugees <input type="checkbox"/> Victims of domestic violence <input type="checkbox"/>	Cabinet Secretary for Social Justice and Ministry of Housing (2023), Homelessness in Scotland Bulletin
United Kingdom: Wales <sup>(a)</sup>	0.94%	12 537 households	Included in headline estimate	Not included	Not included	Included in headline estimate	Included in headline estimate	Included in headline estimate	April 2022 – March 2023	Flow	Yes	Accommodation for: Asylum seekers <input type="checkbox"/> Refugees <input type="checkbox"/> Victims of domestic violence <input type="checkbox"/>	National Statistics (2023), Homelessness Statistics

Note: The breakdown into ETHOS Light categories may not match the headline estimate, as the latter might include data beyond the scope of ETHOS Light categorisation. For more detailed information on homelessness data, please see the [Country Notes on Homelessness Data](#). (a) data for the United Kingdom refer to the number of households

Source: OECD Questionnaire on Affordable and Social Housing, 2023

Table HC3.1.A2: Estimated number of people experiencing homelessness around 2010, 2015 and 2018, and 2023 or latest year<sup>1,2,3,4,5</sup>

Country	Around 2010	Around 2015	Around 2018	2023 or latest year
Australia	102 439	116 427	..	122 494
Austria	19 500	23 635	22 740	19 667
Canada	..	..	32 005	40 713
Chile	12 255	..	14 013	20 775
Colombia	..	..	34 091	..
Costa Rica	..	3 404	..	4 530
Czechia	..	..	83 000	104 818
Denmark	5 290	5 820	6 635	5 789
Estonia	864	..	..	1 068
Finland	7 880	6 785	5 482	3 686
France	141 500	..	..	333 000
Germany	..	335 000	337 000	262 600
Greece	..	..	..	1 387
Iceland	..	..	..	1 272
Ireland	..	..	9 724	13 179
Israel	..	..	3 471	3 900
Italy	..	..	..	96 197
Japan	13 124	6 235	4 977	3 065
Korea	13 152	11 901	10 801	8 469
Latvia	4 654	5 501	6 838	5 997
Lithuania	..	..	4 806	4 317
Luxembourg	..	2 059	..	696
Netherlands	23 300	31 000	39 300	30 600
New Zealand	..	..	102 123	..
Norway	6 259	3 909	..	3 325
Portugal	..	..	6 044	10 773
Poland	..	30 700	30 330	..
Slovak Republic	23 483	..	..	71 076
Slovenia	..	2 653	3 969	3 545
Spain	..	22 938	..	28 552
Sweden	34 000	..	33 269	..

Country	Around 2010	Around 2015	Around 2018	2023 or latest year
United States	640 466	564 708	552 830	653 104
United Kingdom (England) <sup>1</sup>	52 168 (households)	70 549 (households)	87 067 (households)	109 658 (households)
United Kingdom (Northern Ireland)	..	..	12 512 (households)	10 141 (households)
United Kingdom (Scotland)	..	..	30 280 (households)	32 242 (households)
United Kingdom (Wales)	..	..	11 715 (households)	12 537 (households)

.. Not available, | break in series

Notes:

1. Data for the United Kingdom (England) include households staying in temporary accommodation and people enumerated in the Rough Sleeping Snapshot.
2. Data for around 2010 refer to 2011 for Australia, Chile, Denmark, Estonia, Latvia, the Slovak Republic and Sweden; 2012 for France and Norway.
3. Data for around 2015 refer to 2013 for Denmark, Poland and Spain; 2014 for Germany, and Luxembourg; 2016 for Australia, and Norway.
4. Data for around 2018 refer to 2019 for Chile and Poland; 2018-2019 for United Kingdom (Northern Ireland, Scotland and Wales); 2017 for Denmark and Sweden; 2016 for Australia, and Norway.
5. Data for 2023 or latest year refer to 2022 for Austria, Denmark, Finland, Korea, Latvia, Lithuania, Luxembourg, Portugal, Slovenia and Spain; 2022-2023 for United Kingdom (Northern Ireland, Scotland, Wales); 2021 for Australia, Estonia, Iceland, Israel, Italy and the Slovak Republic; 2020 for Norway; 2017-2021 for Colombia

Source: OECD Questionnaire on Affordable and Social Housing (QuASH); For individual country sources, please see the [Country Notes on Homelessness Data](#).