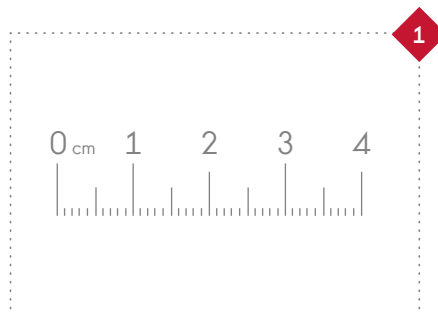


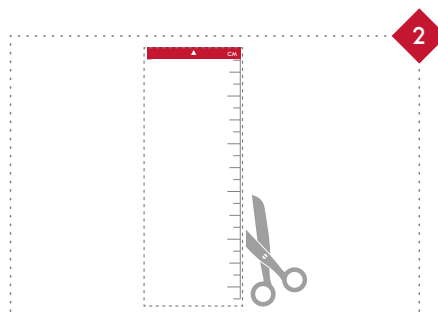


SIZE GUIDE SAILING BRACELETS (Ø7,9 MM)

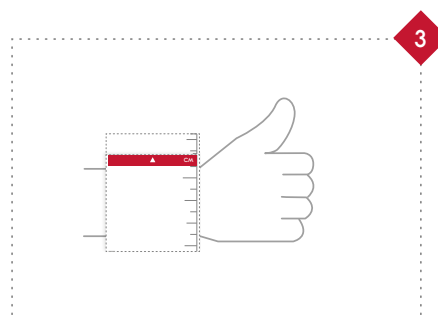
If you are not able to print this size guide, it is possible to use any other material or object that can wrap around your wrist. Simply use it to find the right tightness, then measure its length in centimetres to find your wristband size.



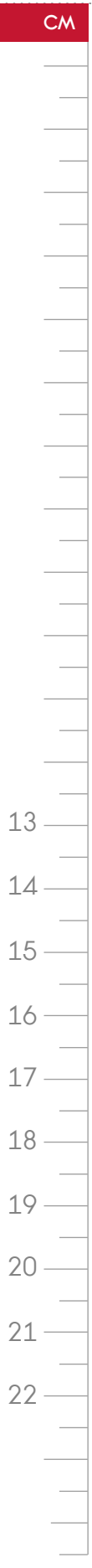
Please respect the A4 format when printing this document. Make sure that the document is not scaled (**it must be printed at 100% true size**). Then, take a ruler and measure the sample (illustration 1). It should measure exactly 4 centimetres.



Cut out the small ruler on the left-hand side, then wrap it around your wrist, emulating how tight you want your bracelet to be.



Once the ruler is in the right position, take note of the number next to the red line: this is the size of your wrist (**centimetres**). See the table below to find the bracelet size that fits your wrist.



	Size guide (centimetres)			
Wrist size	12 - 14	14,1 - 16	16,1 - 18	18,1 - 20
Bracelet size	S	M	L	XL

If deciding between two sizes, we suggest choosing the larger size.