

OSCAR HERRERO

Dos hermanas
(Colombiana)

Para una o dos Guitarras Flamencas

Del álbum "TORRENTE"

DOS HERMANAS

(Colombiana)



♩=168

Oscar Herrero

1 cV cIV

5 cII cV cIV cII cII cIV


10 cIIIc:1-3 cV cIV

14 cIV cII cV cIV cII

19 cV cIV cII cII

22 cII

SIGNOS DE NOTACIÓN





(Mano derecha) p = pulgar; i = índice; m = medio; a = anular; e = meñique; T = todos

(Mano izquierda) 1 = índice; 2 = medio; 3 = anular; 4 = meñique

① ② ③ ④ ⑤ ⑥ Los números indican la cuerda donde se pisa

* Golpe en la tapa armónica con dedos: am

Pos 1, Pos 2, ... Posición de la mano izquierda sobre el diapasón. Pos "B^b" =  Pos "F" = 

cI, cII, cIII, cIV, ... Cejilla en el traste donde indica el número romano

cII₁₋₄ "Cejilla en el traste 2 pisando las cuerdas 1-2-3-4"

— Fin de cejilla, Pos, Ras, ... () Opcional

Alzapúa. . .
Picado. . .
p. . .

Cualquier palabra o letra seguida de . . .
indica que se debe ejecutar hasta nueva orden

RASGUEADOS

↑ Rasgueado de graves a agudos con todos los dedos

↑_p Rasgueado de graves a agudos con el dedo pulgar

↓ Rasgueado de agudos a graves con el dedo pulgar

⎵ Rasgueado de graves a agudos con el dedo pulgar acompañado de golpe

^ Rasgueado de graves a agudos con el dedo índice

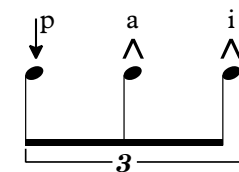
v Rasgueado de agudos a graves con el dedo índice

(e, m, a)
^ Rasgueado de graves a agudos con el dedo que se indique (e, m, a)

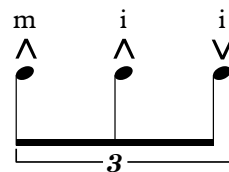
* ^ Rasgueado de graves a agudos con el dedo índice acompañado de golpe

* ^ Golpe en la parte superior de la tapa armónica seguido de rasqueo con el dedo índice o medio

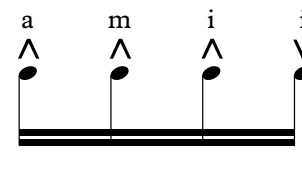
(p m p)



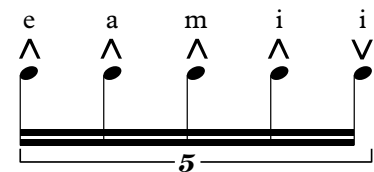
Ras A



Ras 3




Ras 4



Ras 5

NOTATION SIGNS





(Right hand) p = thumb; i = index; m = middle; a = ring finger; e = little finger; T = all

(Left hand) 1 = first finger; 2 = second finger; 3 = third finger; 4 = fourth finger

① ② ③ ④ ⑤ ⑥ The numbers indicate the string which must be struck

* "Golpe" is a tap on the sound board with the ring finger and middle finger

Pos 1, Pos 2, ... Position of the left hand on the fret board. Pos "B^b" =  Pos "F" = 

cI, cII, cIII, cIV, ... Barré on the fret indicated by the Roman numeral

cII₁₋₄ "Half barré on the fret 1 on the strings 1-2-3-4"

┌ End of barré, (cejilla) Pos, Ras, ... () Optional

Alzapúa...
Picado...
p...

When a word or letter appears followed by three dots (. . .) continue using until a change is indicated.

RASGUEADOS (RIGHT-HAND STRUM)

↑ "Rasgueado" from bass to treble using all fingers except the thumb

↑_p "Rasgueado" from bass to treble using the thumb

↓ "Rasgueado" from treble to bass using the thumb

{ "Rasgueado" from bass to treble using the thumb accompanied at the same time by "Golpe"

^ "Rasgueado" from bass to treble with the index finger

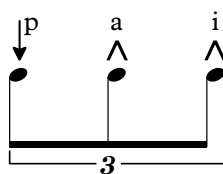
v "Rasgueado" from treble to bass with the index finger

(e, m, a)
^ "Rasgueado" from bass to treble with the finger indicated (e, m, a)

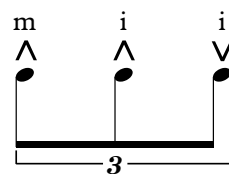
* ^ "Rasgueado" from bass to treble with the index finger accompanied at the same time by "Golpe"

* ^ "Golpe" on the 'upper' sound board (above the bass strings) followed by the index or middle finger

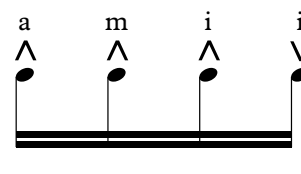
(p m p)



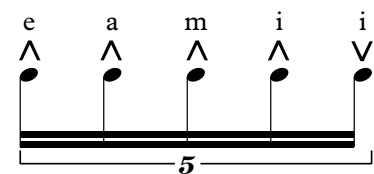
Ras A



Ras 3



Ras 4



Ras 5