

OSCAR HERRERO

ÁMBAR DE PRIMAVERA

Tangos

Para Guitarra Flamenca

DEMO



OSCAR HERRERO

ÁMBAR DE PRIMAVERA (Tangos)

*Del Álbum “HECHIZO”
para Guitarra Flamenca*



ÁMBAR DE PRIMAVERA

(Tangos)

Oscar Herrero

♩=132

⑥ *p* i m i a m i

cIII cV

V ↑ p↑

Detailed description: This system contains the first five measures of the piece. It begins with a treble clef and a key signature of one flat (B-flat). The tempo is marked as quarter note = 132. The first measure has a circled 6 and the lyrics 'p i m i a m i'. The melody features a triplet of eighth notes (3, 1, 2) and a quarter note (4). The accompaniment includes chords labeled cIII and cV, with fingerings and dynamics like 'V ↑ p↑'.

6 cI cIII cI

3 p↑

Detailed description: This system contains measures 6-10. Measure 6 starts with a circled 6 and a chord labeled cI. The melody has a triplet of eighth notes. The accompaniment features chords cI, cIII, and cI with various fingerings and dynamics like 'p↑'.

11 m i a m i a

⑤ ② ③ ④ ② ③ ① ④ ③

cIII

↑ p↑

Detailed description: This system contains measures 11-14. Measure 11 starts with a circled 11 and the lyrics 'm i a m i a'. The melody has a triplet of eighth notes (3, 4, 0) and a quarter note (2). The accompaniment features chords labeled cIII and various fingerings and dynamics like '↑ p↑'.

15 cI cIII cI

4 2 3 p↑

Detailed description: This system contains measures 15-19. Measure 15 starts with a circled 15 and a chord labeled cI. The melody has a triplet of eighth notes (4, 2, 3). The accompaniment features chords cI, cIII, and cI with various fingerings and dynamics like 'p↑'.

20 cIII cV

3 4 p↑

Detailed description: This system contains measures 20-24. Measure 20 starts with a circled 20 and a chord labeled cIII. The melody has a triplet of eighth notes (3, 4, 3). The accompaniment features chords cIII and cV with various fingerings and dynamics like 'p↑'.

25 cV

2 4 4 2 1 4 4 4 2

3 p↑

Detailed description: This system contains measures 25-28. Measure 25 starts with a circled 25 and a chord labeled cV. The melody has a triplet of eighth notes (2, 4, 4) and a quarter note (2). The accompaniment features chords cV and various fingerings and dynamics like 'p↑'.

29 cV cIII

② ③ ④ ③ ① ④ ③ ④ ③ ② ③

V ↑ p↑

Detailed description: This system contains measures 29-32. Measure 29 starts with a circled 29 and a chord labeled cV. The melody has a triplet of eighth notes (2, 3, 4) and a quarter note (3). The accompaniment features chords cV and cIII with various fingerings and dynamics like 'V ↑ p↑'.

ÁMBAR DE PRIMAVERA

(Tangos)

Oscar Herrero

♩ = 132

3 1 2 | 4 | 0 6 5 0 0 6 5 3 | 3 3 3 3 3 3 3 | 5 6 5 7 5

T 4/4 3 5 3 3 5 3 3 5 3 3 3 3 3 3 3 3 3 3 5 6 5 7 5

A 3 5 3 3 5 3 3 5 3 3 3 3 3 3 3 3 3 3 5 6 5 7 5

B 6 6 3

p i m i a m i

cIII cV

6 cI cIII cI

T 1 1 1 1 1 1 3 1 3 3 3 3 3 3 3 3 3 3 3 3 3 3 3

A 1 1 1 1 1 1 2 2 2 2 2 2 2 2 2 2 2 2 2 2 2 2 2

B 1 1 1 1 1 1 3 3 3 3 3 3 3 3 3 3 3 3 3 3 3 3 3

p ↑ *p* ↑ V ↑ *p* ↑

11 cIII

T 3 5 4 5 3 3 5 6 6 3 5 5 3 6 3 3 6 3 5 3 6 3 3 3

A 0 0 0 0 0 0 1 3 3 3 3 3 3 3 3 3 3 3 3 3 3 3 3

B 5 2 0 0 0 0 2 5 5 5 5 5 5 5 5 5 5 5 5 5 5 5 5

m i a m i a

15 cI cIII cI

T 3 1 5 1 1 5 1 1 5 1 3 3 3 1 3 1 3 3 3 3 3 3 3

A 0 3 3 3 3 3 3 2 2 2 2 2 2 2 2 2 2 2 2 2 2 2 2

B 3

p ↑ *p* ↑ *p* ↑

20 cIII cV

T 0 0 0 0 3 4 3 3 3 3 3 3 3 3 3 3 3 3 3 3 3 3 3 3

A 2 2 2 2 2 2 2 2 2 2 3 5 3 3 3 3 3 3 3 3 3 3 3 3

B 0 0 0 0 7 1 3 3 3 3 3 3 3 3 3 3 3 3 3 3 3 3 3 3

V ↑ *p* ↑ *p* ↑ V ↑ *p* ↑

25 cV


T 5 5 5 7 9 8 6 6 6 6 6 6 5 4 4 2 4 1 4 10 10 10 10 10 10 8

A 5 5 5 7 7 7 7 7 7 7 7 7 5 8 8 8 8 8 10 10 10 10 10 10 8

B 5 5 5 5 5 5 5 5 5 5 5 5 5 8 8 8 8 8 8 8 8 8 8 8 8 8

p ↑ *p* ↑ V ↑ *p* ↑

NOTATION SIGNS





(Right hand) p = thumb; i = index; m = middle; a = ring finger; e = little finger; T = all

(Left hand) 1 = first finger; 2 = second finger; 3 = third finger; 4 = fourth finger

① ② ③ ④ ⑤ ⑥ The numbers indicate the string which must be struck

* "Golpe" is a tap on the sound board with the ring finger and middle finger

Pos 1, Pos 2, ... Position of the left hand on the fret board. Pos B_b =  Pos F = 

cI, cII, cIII, cIV, ... Barré on the fret indicated by the Roman numeral

cII₁₋₄ "Half barré on the fret 1 on the strings 1-2-3-4"

┌ End of barré, (cejilla) Pos, Ras, ... () Optional

Alzapúa...
Picado...
p...

When a word or letter appears followed by three dots (. . .)
continue using until a change is indicated.

RASGUEADOS (RIGHT-HAND STRUM)

↑ "Rasgueado" from bass to treble using all fingers except the thumb

↑_p "Rasgueado" from bass to treble using the thumb

↓ "Rasgueado" from treble to bass using the thumb

{ "Rasgueado" from bass to treble using the thumb accompanied at the same time by "Golpe"

^ "Rasgueado" from bass to treble with the index finger

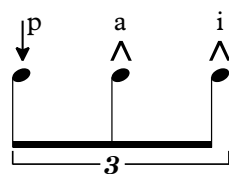
v "Rasgueado" from treble to bass with the index finger

(e, m, a)
^ "Rasgueado" from bass to treble with the finger indicated (e, m, a)

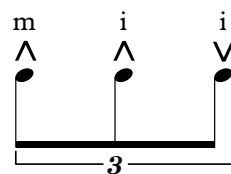
* ^ "Rasgueado" from bass to treble with the index finger accompanied at the same time by "Golpe"

* ^ "Golpe" on the 'upper' sound board (above the bass strings) followed by the index or middle finger

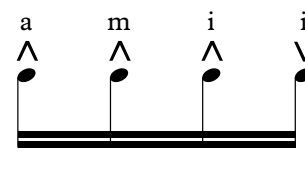
(p m p)



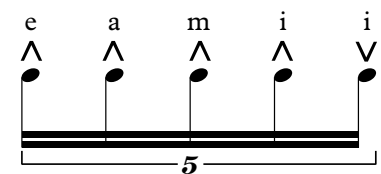
Ras A



Ras 3




Ras 4



Ras 5

SIGNOS DE NOTACIÓN





(Mano derecha) p = pulgar; i = índice; m = medio; a = anular; e = meñique; T = todos

(Mano izquierda) 1 = índice; 2 = medio; 3 = anular; 4 = meñique

① ② ③ ④ ⑤ ⑥ Los números indican la cuerda donde se pisa

* Golpe en la tapa armónica con dedos: am

Pos 1, Pos 2, ... Posición de la mano izquierda sobre el diapasón. Pos B_b =  Pos F = 

cI, cII, cIII, cIV, ... Cejilla en el traste donde indica el número romano

cII₁₋₄ "Cejilla en el traste 2 pisando las cuerdas 1-2-3-4"

— Fin de cejilla, Pos, Ras, ... () Opcional

Alzapúa...
Picado...
p...

Cualquier palabra o letra seguida de ...
indica que se debe ejecutar hasta nueva orden

RASGUEADOS

↑ Rasgueado de graves a agudos con todos los dedos

↑_p Rasgueado de graves a agudos con el dedo pulgar

↓ Rasgueado de agudos a graves con el dedo pulgar

⎵ Rasgueado de graves a agudos con el dedo pulgar acompañado de golpe

^ Rasgueado de graves a agudos con el dedo índice

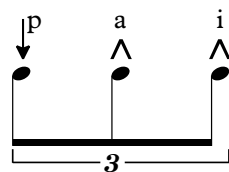
v Rasgueado de agudos a graves con el dedo índice

(e, m, a)
^ Rasgueado de graves a agudos con el dedo que se indique (e, m, a)

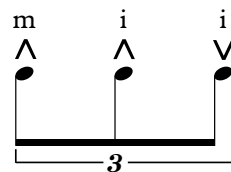
* ^ Rasgueado de graves a agudos con el dedo índice acompañado de golpe

* ^ Golpe en la parte superior de la tapa armónica seguido de rasqueo con el dedo índice o medio

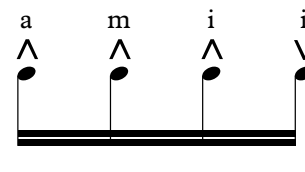
(p m p)



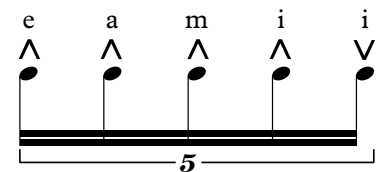
Ras A



Ras 3












Ras 4






Ras 5

OBRAS DEL MISMO AUTOR



EDICIÓN DISCOGRÁFICA



oh@oscarherreroediciones.es
 www.oscarherreroediciones.es
 www.oscarherrero.es

