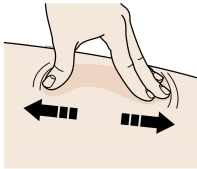
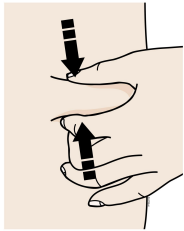
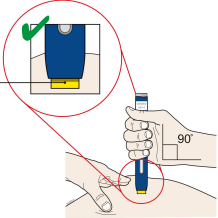
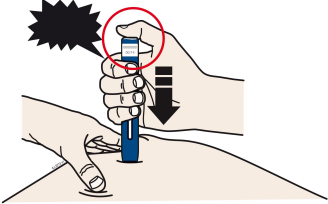
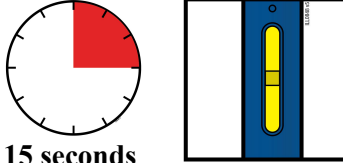


**REFERENCE GUIDE**

<b>Side 1</b>	<p><b>Reference Guide</b>                  Aimovig® (AIM-oh-vig)                  (erenumab-aooe)                  injection, for subcutaneous use                  Single-Dose Prefilled SureClick® Autoinjector                  140 mg/mL</p>
	<p><b>Read all instructions in carton before use.</b></p> <p><b>Questions? Call 1-800-77-AMGEN                  (1-800-772-6436)</b></p>

<b>Guide to parts</b>		<p><b>Wait at least 30 minutes</b> for the autoinjector to come to room temperature before giving your injection.</p>	<p>Pull the orange cap straight off only when you are ready to inject. <b>Do not</b> leave the orange cap off for <b>more than 5 minutes</b>. This can dry out the medicine.</p>	
<p>Gray start button</p> <p>Expiration date</p> <p>Window</p> <p>Medicine</p> <p>Orange cap on</p>			<p><b>1</b></p> <p>Upper arm</p> <p>Stomach</p> <p>Thigh</p>	<p><b>2</b></p> <p>Orange cap</p> <p><b>5 minutes</b></p>
		<b>Turn over to continue</b>		

<p><b>Side 2</b></p>	<p><b>Reference Guide</b>  Aimovig® (AIM-oh-vig)  (erenumab-aooe)  injection, for subcutaneous use  Single-Dose Prefilled SureClick® Autoinjector  140 mg/mL</p>	<p><b>AMGEN</b>  Manufactured by:  Amgen, Inc.  Thousand Oaks, CA 91320  © 2020-2022, 2024 Amgen Inc. All rights reserved.  ♻️ This printed material is recyclable.  &lt;part number&gt; Revised: 8/2024 v4</p>	<p><b>Read other side first</b></p>	
<p>Stretch <b>or</b> pinch your injection site to create a firm surface.</p>		<p><b>Put</b> the yellow safety guard (needle inside) on your skin at 90 degrees.</p>	<p>Firmly <b>push</b> down the autoinjector onto your skin until it stops moving.</p>	<p>Keep <b>pushing</b> down on your skin for <b>about 15 seconds</b>.</p>
<p><b>3</b></p> <p><b>Stretch method:</b></p>  <p><b>or</b></p> <p><b>Pinch method:</b></p> 	<p><b>4</b></p> <p>Yellow safety guard (needle inside)</p> 	<p><b>5</b></p> <p>When you are ready to inject, <b>press</b> the gray start button. You will hear a click.</p> <p>"click"</p> 	<p><b>6</b></p>  <p>15 seconds</p> <p>Window turns from clear to yellow when the injection is done.</p> <p>"click"</p> 