



CPMT MINUTES

February 4, 2021

Jean McCoy Conference Room, Sudley North Building

Quorum was present to include in-person (socially distanced) and WebEx votes

CPMT Members Present:

Courtney Tierney, Chair, DSS
Jeff Homan, Vice Chair, JCSU
Lisa Madron, CS
Carl Street, Private Provider

CPMT Members Via WebEx:

Michelle Roper, PWCS

Other Staff Present:

Jessica Webb, CSA

Other Staff Present Via WebEx:

Julie Arquette, CSA
Shazia Chughtai, CSA
Ron Pannell, PWCS
She'la White, CSA

Open Meeting:

Courtney Tierney, Chair, opened the meeting at 2:04 PM.

Approve Minutes

Minutes from November 5, 2020 and January 7, 2021, were presented. **MOTION** to approve as presented. [JH, LM: unanimous approval].

Expenditures and budget review – presented by Courtney Tierney

- Budget – Local budget as of December 31, 2020, was reviewed.
- Expenditures – **MOTION** to approve expenditure approvals from 11/2/2020- 1/1/2021 and 1/4/2021 to 1/29/2021. [JH, CS: unanimous approval].

Utilization Management Reports

- **RTC Status** – presented by She'la White. Residential report is attached.
- **SPED Private Day School Status** – presented by Julie Arquette. Private Day report is attached.

CSA Division Report – presented by Jessica Webb.

- State CQI reports runs through January 5, 2020, trending down with the number of referrals.

- CSA Legislation Update – House Bill 2117 and Senate Bill 1313 are still under consideration by the General Assembly. These bills would allow for CSA to pay for services in the public school up to 12 months for youth who have been in a private day sitting at least 6 months or longer, would require all private day programs to be licensed in the Virginia Department of Education, and establishes a work group for how to move funds from CSA to the Virginia Department of Education by July 2022.
- CSA Symposium is open for Registration and will be held virtually Wednesday, March 10, 2021.
- “Tell Me Something Good” – Parent representative is good fit for the team and attends regularly.

Executive Session

MOTION to move into Executive Session made by Jeff Homan and seconded by Lisa Madron at 2:30 PM to discuss matter relating to personnel.

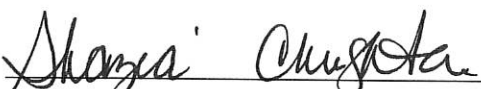
WHEREAS, pursuant to Section 2.2-3711 VA Code such discussions may occur in Executive Session.

NOW, THEREFORE, BE IT RESOLVED that the Prince William County Social Services Board does hereby certify that to the best of each members knowledge; (i) only public business matters lawfully exempted from open meeting requirements under the Freedom of Information Act were discussed in the Executive Session to which this certification applies, and; (ii) only such public business matters as were identified in the Motion by which the said Executive Session was convened were heard, discussed or considered by the Board. No member dissents from the afore-stated certification.

MOTION to move out of executive session by Jeff Homan and seconded by Carl Street at 2:45 PM.

CLOSURE

Courtney Tierney closed the meeting at 2:45 PM. Next meeting is on March 4, 2021.

APPROVED: 
Clerk to Board

CSA PROGRAM SUMMARY
(as of December 31, 2020)

		FY21 Budget	YTD Actuals	Balance	Proj. FY21 Revenue	Variance to Budget
State (includes Medicaid Holdback)		\$ 17,511,516	\$ 4,776,108	\$ 12,735,409	\$ 12,752,228	\$ (4,759,288)
PWC - Public Schools		\$ 329,799	\$ 329,799	\$ -	\$ 329,799	\$ -
Revenue Total		\$ 17,841,315	\$ 5,105,907	\$ 12,735,409	\$ 13,082,027	\$ (4,759,288)
CSA Program	CSA Category	FY21 Budget	YTD Actuals	Balance	Proj. FY21 Expenditures	
Admin	Admin	\$ 390,967	\$ 173,580	\$ 217,387	\$ 390,967	\$ -
Admin Total		\$ 390,967	\$ 173,580	\$ 217,387	\$ 390,967	\$ -
COMMUNITY BASED	2F - FC Prevention Non-Residential	\$ 2,210,279	\$ 549,359	\$ 1,660,920	\$ 1,750,000	\$ 460,279
	2F1 - FC Prevention Non-Residential/	\$ 115,906	\$ 80,597	\$ 35,310	\$ 115,906	\$ -
	2G - Special Education - Private Da	\$ 15,145,009	\$ 4,301,513	\$ 10,843,496	\$ 13,200,000	\$ 1,945,009
	2h - Wraparound Services - SPED	\$ 110,520	\$ 11,244	\$ 99,276	\$ 110,520	\$ -
	3 - Non-Mandated CB Service	\$ 779,745	\$ 63,027	\$ 716,718	\$ 779,745	\$ -
COMMUNITY BASED Total		\$ 18,361,459	\$ 5,005,739	\$ 13,355,719	\$ 15,956,171	\$ 2,405,287
FOSTER CARE	2a - Therapeutic FC IV-E	\$ 84,144	\$ 67,819	\$ 16,325	\$ 84,144	\$ -
	2a1 - Therapeutic FC	\$ 513,677	\$ 173,215	\$ 340,462	\$ 513,677	\$ -
	2a2 - Therapeutic FC (NCFC & PA)	\$ -	\$ -	\$ -	\$ -	\$ -
	2c - FC IV-E	\$ 64,426	\$ 18,291	\$ 46,135	\$ 64,426	\$ -
	2e - Family FC	\$ 1,228,678	\$ 405,063	\$ 823,615	\$ 750,000	\$ 478,678
FOSTER CARE Total		\$ 1,890,925	\$ 664,389	\$ 1,226,536	\$ 1,412,247	\$ 478,678
RESIDENTIAL	1a - FC & TFC IV-E	\$ 71,263	\$ 34,158	\$ 37,105	\$ 71,263	\$ -
	1b - FC & TFC Non-IV-E	\$ 981,655	\$ 316,837	\$ 664,818	\$ 400,000	\$ 581,655
	1c - FC Prevention Residential	\$ 3,639,149	\$ 206,858	\$ 3,432,291	\$ 1,000,000	\$ 2,639,149
	1d - Non-Mandated Res Service	\$ -	\$ -	\$ -	\$ -	\$ -
	1e - Special Education	\$ 2,245,390	\$ 858,279	\$ 1,387,111	\$ 1,000,000	\$ 1,245,390
	2i - Crisis Stabilization	\$ -	\$ -	\$ -	\$ -	\$ -
RESIDENTIAL Total		\$ 6,937,457	\$ 1,416,131	\$ 5,521,325	\$ 2,471,263	\$ 4,466,194
Expenditure Total		\$ 27,580,808	\$ 7,259,839	\$ 20,320,968	\$ 20,230,649	\$ 7,350,159
General Fund Tax Support		\$ 9,739,492			\$ 7,148,622	\$ 2,590,871

CPMT Approval Table

1/6/2021	Raymo	MB	IEP	M	12/1/20-6/30/21	\$45,708.75	\$45,708.75	\$45,708.75	
1/6/2021	Raymo	JMc	IEP	M	11/16/20-6/30/21	\$58,188.00	\$58,188.00	\$58,188.00	
1/6/2021	Raymo	AK	IEP	M	11/1/20-6/30/21	\$43,488.00	\$43,488.00	\$43,488.00	
1/6/2021	Raymo	BC	IEP	M	11/1/20-3/31/21	\$21,603.00	\$21,603.00	\$21,603.00	
1/6/2021	Raymo	JM	IEP	M	1/1/21-6/30/21	\$44,451.60	\$44,451.60	\$44,451.60	
1/6/2021	Raymo	MA	IEP	M	1/1/21-6/30/21	\$42,450.72	\$42,450.72	\$42,450.72	
1/6/2021	Raymo	MH	IEP	M	1/1/21-3/31/21	\$22,377.00	\$22,377.00	\$22,377.00	
1/6/2021	Raymo	AD	IEP	M	1/1/21-6/30/21	\$46,697.00	\$46,697.00	\$46,697.00	
1/6/2021	Raymo	KH	IEP	M	12/1/20-5/31/21	\$344.31	\$344.31	\$344.31	
1/6/2021	Naples	IS	IEP	M	1/1/21-6/30/21	\$49,428.00	\$49,428.00	\$49,428.00	
1/6/2021	Naples	AWJ	IEP	M	1/1/21-2/28/21	\$16,310.00	\$16,310.00	\$16,310.00	
1/6/2021	Naples	AG	IEP	M	9/14/20-3/31/21	\$46,736.40	\$46,736.40	\$46,736.40	
1/11/2021	Naples	FR	CB	FCP	01/15/21-03/31/21	\$4,320.00	\$4,320.00	\$4,320.00	Revision Request
1/15/2021	Naples	CP	CB	FCP	01/15/21-06/30/21	\$5,598.00	\$5,598.00	\$5,598.00	
1/26/2021	Naples	AA	CB	FCP	01/26/21-06/30/21	\$6,072.00	\$6,072.00	\$6,072.00	
Total PWCS						\$1,022,441.16	\$1,022,441.16	\$1,022,441.16	

Grand Total \$2,141,485.49 \$2,141,485.49 \$2,141,485.49

CPMT Chair - Courtney Tierney

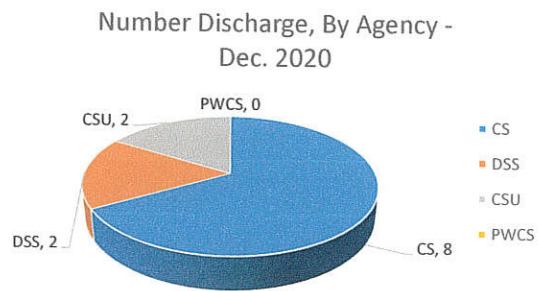
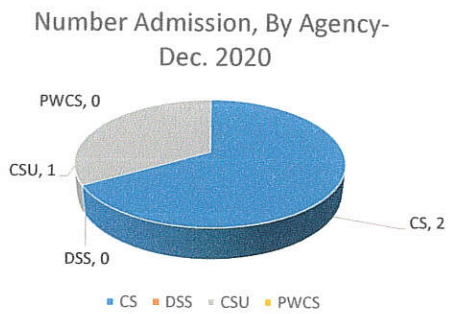
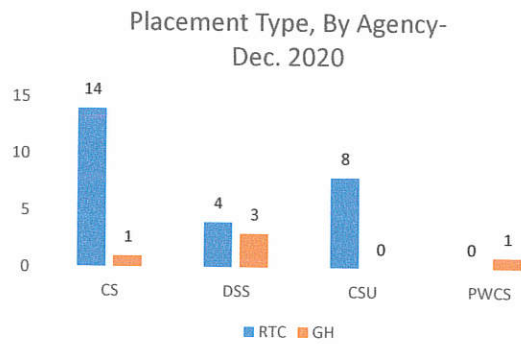
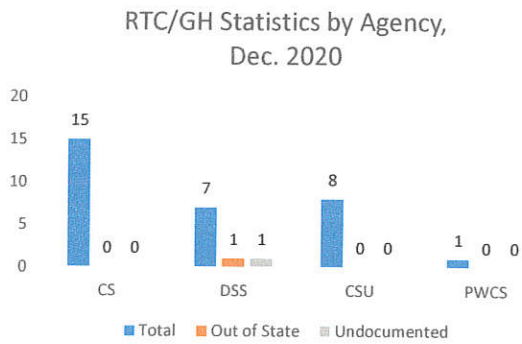
Signature:

Date:

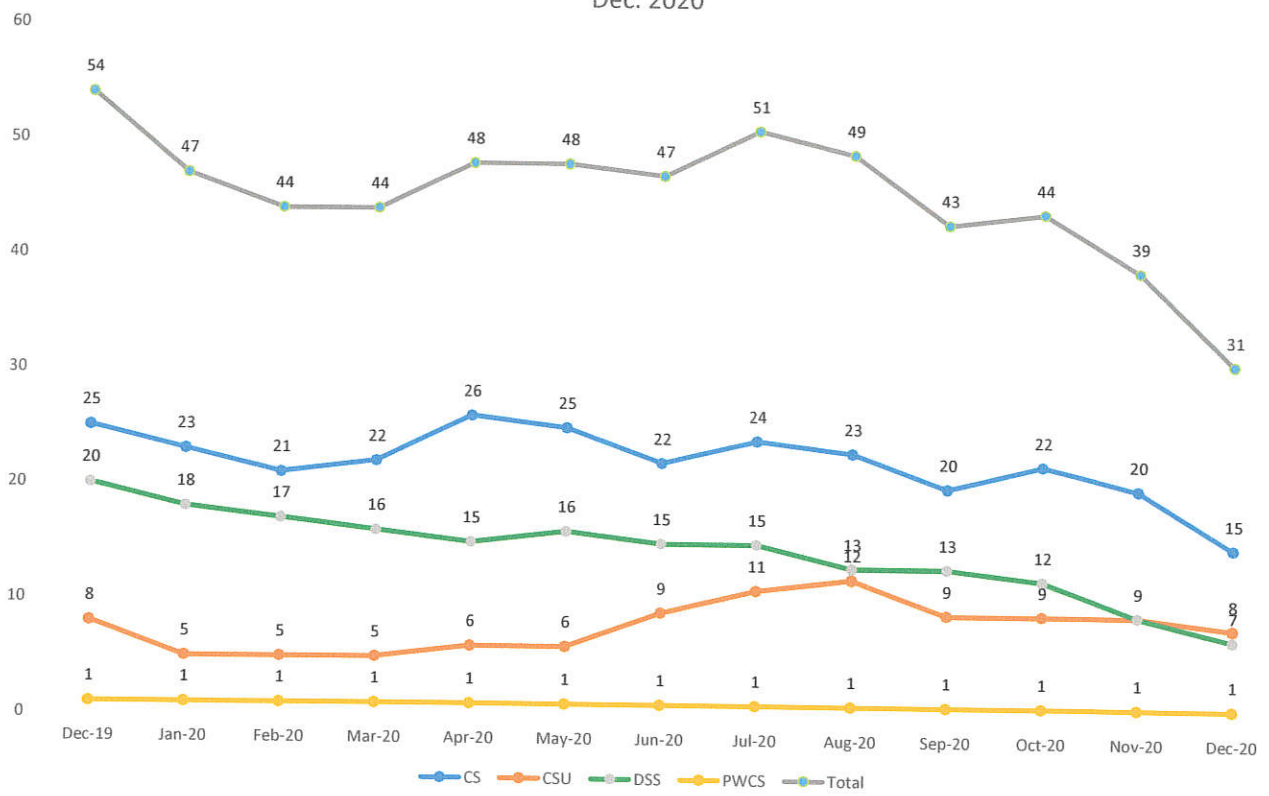
Courtney Tierney
2-4-21

Residential Treatment Center Status
CPMT – February 5, 2021

RTC/GH Total: 31 (12/31/20)

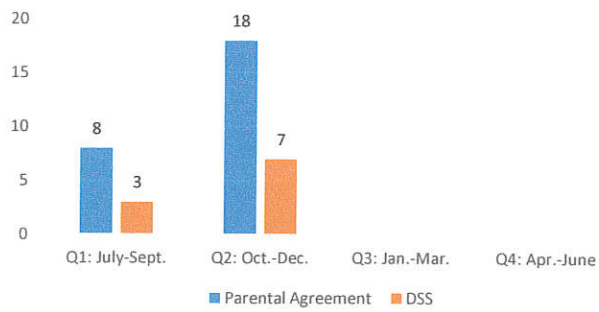


Monthly Residential Count
Dec. 2020

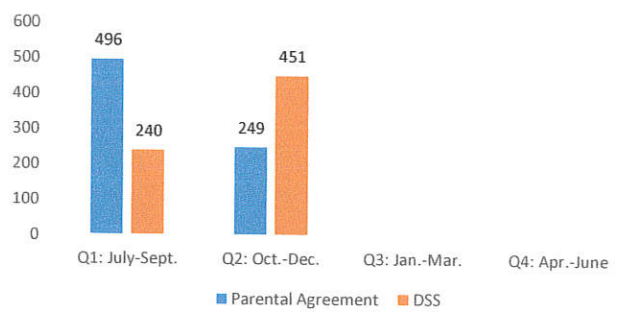


Quarterly Reports of Discharges and Length of Stay by Placement Type

FY21 Number of Discharges, by Placement Type

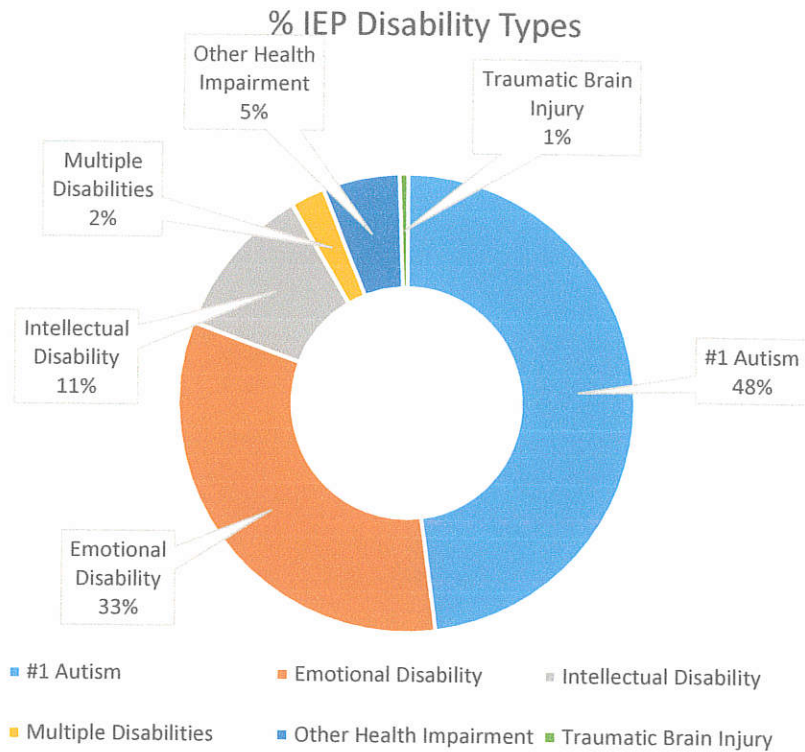


FY21 Length of Stay, in Days, by Placement Type



FEB 4, 2021 PWCS IEP-driven Private Day School Placements through January 31, 2021: #156

Disability	No.
#1 Autism	76
Emotional Disability	51
Intellectual Disability	17
Multiple Disabilities	4
Other Health Impairment	7
Traumatic Brain Injury	1
	156



Further Breakdowns of all #156

AGES	No.
5-12:	43
13-17:	69
18-22:	44

156


# of Disability Types per Each Age Group			
	5-12	13-17	18-22
Autism	26	32	19
ED	9	28	13
ID	2	5	10
Multi	1	2	1
OHI	5	2	0
LD	0	0	0
TBI	0	0	1

77
50
17
4
7
0
1
156

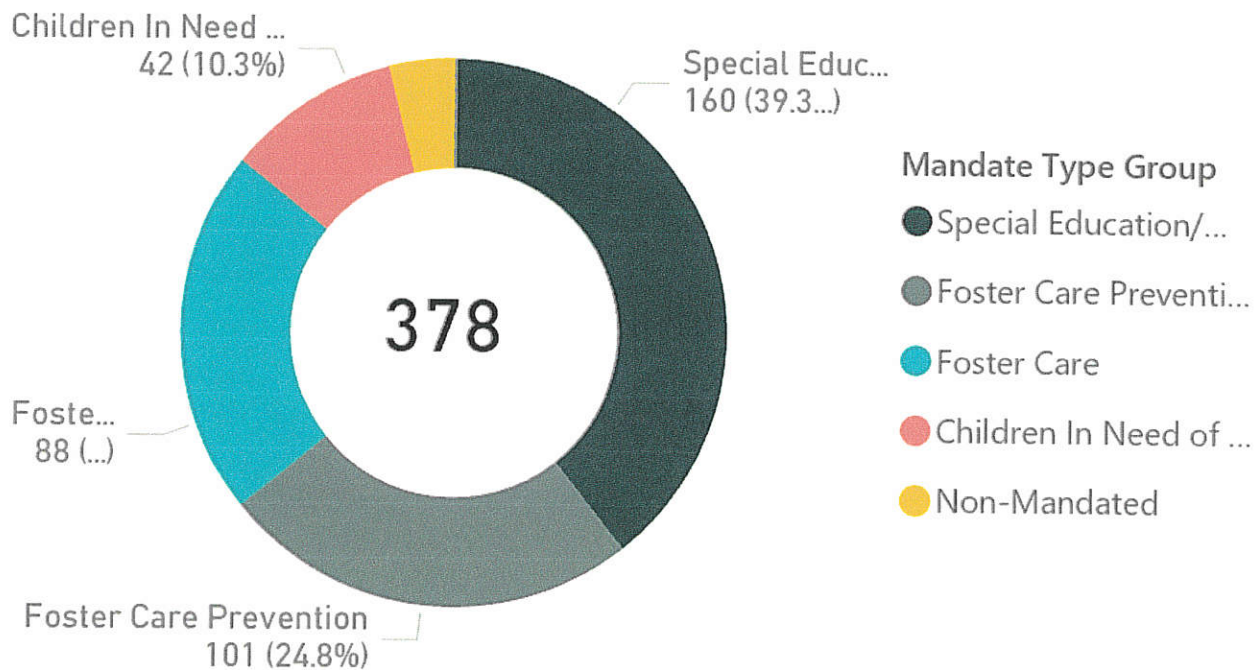
43 69 44

CPMT Data Report – 2/4/2021

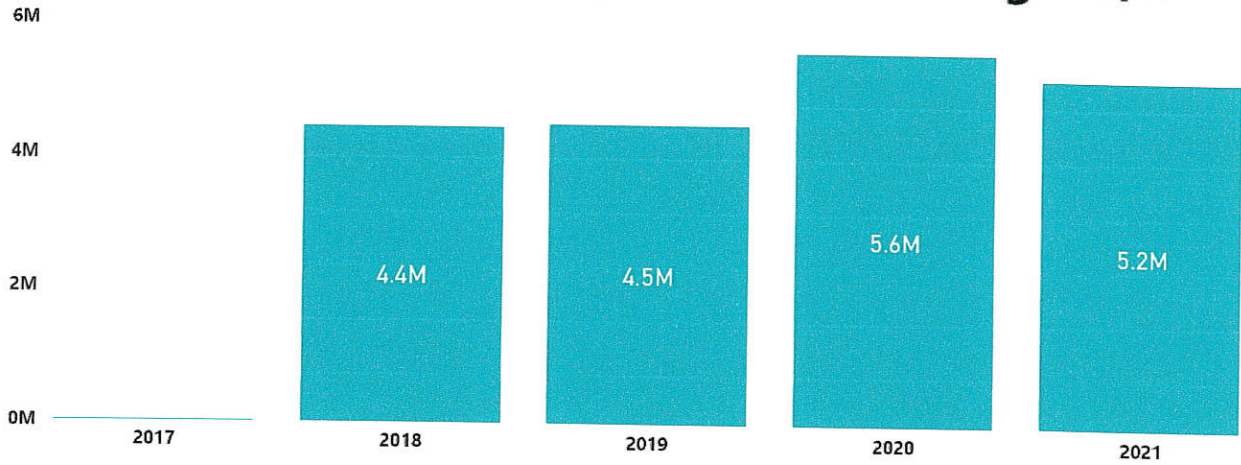
YTD Distinct Child Count Through 1/5



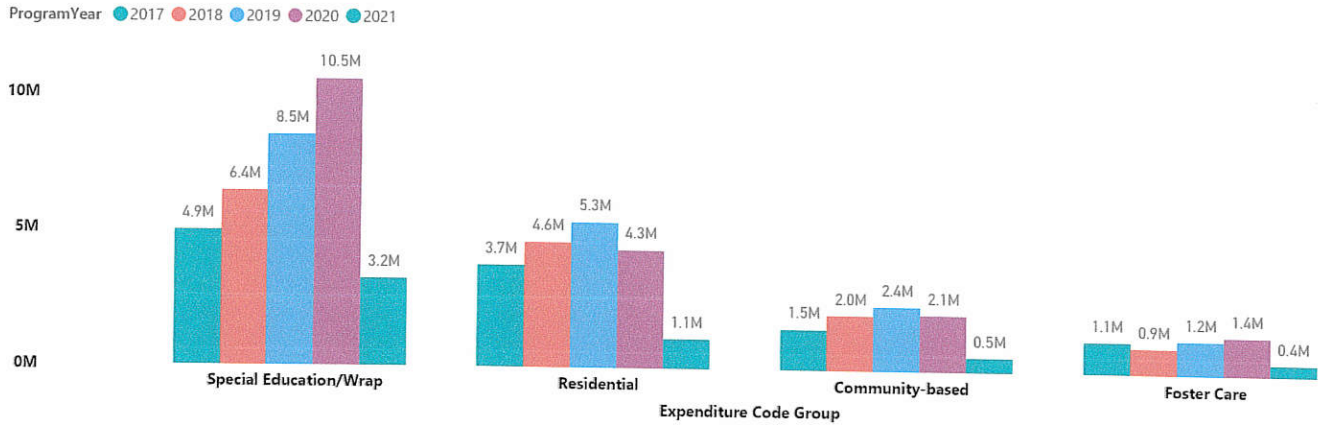
Distinct Child Count By Mandate Type



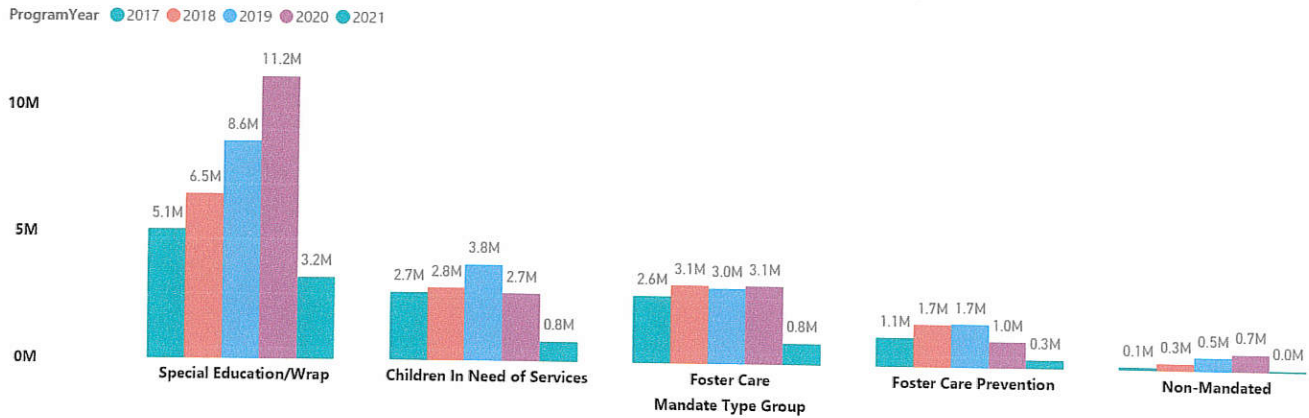
YTD Total Net Expenditures Through 1/5



Total Net Expenditures By Expenditure Code



Total Net Expenditures By Mandate Type*



*The sum of net expenditures by mandate type may be slightly inflated because of uncategorized refunds.