



CPMT MINUTES

January 20, 2022

Sudley North – CS Conference Room B

2:00 – 4:00 PM

CPMT Members:

Courtney Tierney, Chair, DSS
Kim Keller, JCSU via WebEx
Carl Street, Youth for Tomorrow (Private Provider)
Lisa Madron, CS
Michelle Roper, PWCS via WebEx

Other Staff:

Julie Arquette, DSS CSA via WebEx
Shazia Chughtai, DSS CSA via WebEx
She'la White, DSS CSA

Open Meeting:

Due to the weather conditions and the pandemic; at the last moment we did not have four members in person for a in-person quorum.

Courtney Tierney, Chair, opened the meeting at 2:02 PM.

Approve Minutes

Minutes from November 18, 2021, were presented. **MOTION** to approve as presented. [CS motion, LM seconded].

Expenditures and budget review – presented by Courtney Tierney

- Budget – Budget for FY22, was reviewed.
- Expenditures – **MOTION** to approve expenditure approvals from 11/15/2021- 1/14/2022. [CS motion, LM seconded].

Utilization Management

- **RTC Status** – presented by She'la White. Residential report is attached.
- **SPED Private Day School Status** – presented by Julie Arquette. Private Day report is attached.

CSA Division Report – presented by Sheila White.

- State CQI report presented, showing FY22 data through December 31, 2021, report attached.
- Annual CSA Symposium will be virtual March 9, 2022.
- 2022 General Assembly Update – House Bill 427 proposes changes to the statutes regarding the membership of parent representatives on the FAPT and CPMT. It requires parent representatives to be a caregiver of a child who previously received services through one of the child-serving systems, and removes the prohibition on these representatives interacting directly with children through their employment, etc.
- Self-Assessment Update – Jessica and Courtney spoke to Scott Riner about the response to the questioned costs. He stated that mostly likely CSA will not have to reimburse the state.

- "Tell Me Something Good" – Big shout out to Divinely Directed group home for taking a youth with high acuity.

CLOSURE

Courtney Tierney closed the meeting at 2:31 PM. Next meeting is on February 17, 2022.

APPROVED: Sherya Chigata
Clerk to Board

CSA PROGRAM SUMMARY

(as of December 31, 2021)

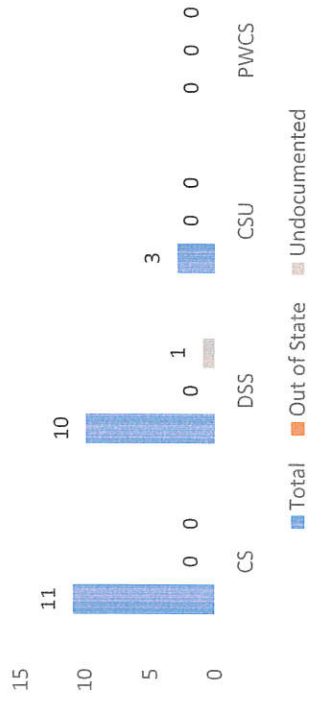
		FY22 Budget	YTD Actuals	Balance	Proj. FY22 Revenue	Variance to Budget
State (includes Medicaid Holdback)		\$ 17,511,517	\$ 4,923,212	\$ 12,588,305	\$ 12,541,963	\$ 4,969,554
PWC - Public Schools		\$ 329,799	\$ -	\$ 329,799	\$ 329,799	\$ -
Revenue Total		\$ 17,841,316	\$ 4,923,212	\$ 12,918,104	\$ 12,871,762	\$ 4,969,554
CSA Program	CSA Category	FY22 Budget	YTD Actuals	Balance	Proj. FY22 Expenditures	
Admin	Admin	\$ 405,975	\$ 221,765	\$ 184,210	\$ 405,975	\$ -
Admin Total		\$ 405,975	\$ 221,765	\$ 184,210	\$ 405,975	\$ -
COMMUNITY BASED	2F - FC Prevention Non-Residential	\$ 2,209,982	\$ 508,561	\$ 1,701,421	\$ 1,500,000	\$ 709,982
	2F1 - FC Prevention Non-Residential/	\$ 115,492	\$ 53,205	\$ 62,287	\$ 200,000	\$ (84,508)
	2G - Special Education - Private Da	\$ 15,145,009	\$ 5,053,652	\$ 10,091,357	\$ 11,750,000	\$ 3,395,009
	2h - Wraparound Services - SPED	\$ 110,520	\$ 60	\$ 110,460	\$ 12,000	\$ 98,520
	3 - Non-Mandated CB Service	\$ 779,745	\$ 86,607	\$ 693,138	\$ 150,000	\$ 629,745
COMMUNITY BASED Total		\$ 18,360,748	\$ 5,702,086	\$ 12,658,662	\$ 13,612,000	\$ 4,748,748
FOSTER CARE	2a - Therapeutic FC IV-E	\$ 84,144	\$ 25,137	\$ 59,007	\$ 85,000	\$ (856)
	2a1 - Therapeutic FC	\$ 513,619	\$ 214,747	\$ 298,872	\$ 600,000	\$ (86,381)
	2a2 - Therapeutic FC (NCFC & PA)	\$ -	\$ -	\$ -	\$ -	\$ -
	2c - FC IV-E	\$ 64,426	\$ 19,679	\$ 44,747	\$ 50,000	\$ 14,426
	2e - Family FC	\$ 1,228,678	\$ 181,306	\$ 1,047,372	\$ 600,000	\$ 628,678
FOSTER CARE Total		\$ 1,890,867	\$ 440,869	\$ 1,449,998	\$ 1,335,000	\$ 555,867
RESIDENTIAL	1a - FC & TFC IV-E	\$ 71,263	\$ 102,165	\$ (30,902)	\$ 200,000	\$ (128,737)
	1b - FC & TFC Non-IV-E	\$ 981,478	\$ 389,269	\$ 592,209	\$ 600,000	\$ 381,478
	1c - FC Prevention Residential *	\$ 3,559,619	\$ (204,702)	\$ 3,764,321	\$ 1,700,000	\$ 1,859,619
	1d - Non-Mandated Res Service	\$ -	\$ -	\$ -	\$ -	\$ -
	1e - Special Education	\$ 1,970,271	\$ 645,381	\$ 1,324,890	\$ 1,750,000	\$ 220,271
	2i - Crisis Stabilization	\$ -	\$ -	\$ -	\$ -	\$ -
RESIDENTIAL Total		\$ 6,582,632	\$ 932,113	\$ 5,650,518	\$ 4,250,000	\$ 2,332,632
Expenditure Total		\$ 27,240,221	\$ 7,296,833	\$ 19,943,388	\$ 19,602,975	\$ 7,637,246
General Fund Tax Support		\$ 9,398,905			\$ 6,731,212	\$ 2,667,693

* Note - The Actuals YTD include the FY21 expenditure accrual reversal.

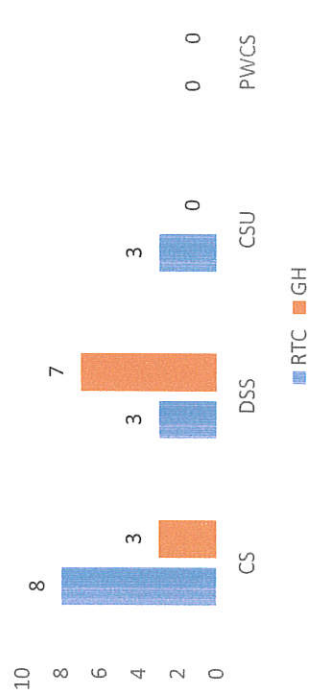
Residential Treatment Center Status

RTC/GH Total: 24 (12/31/21)

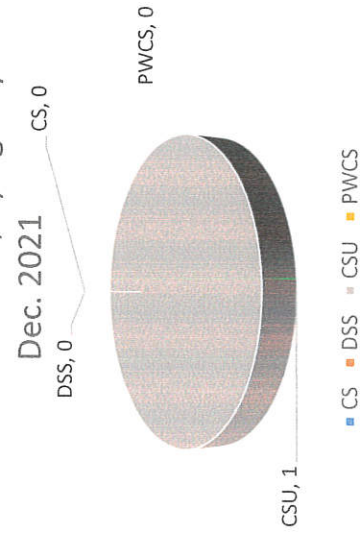
RTC/GH Statistics by Agency,
Dec. 2021



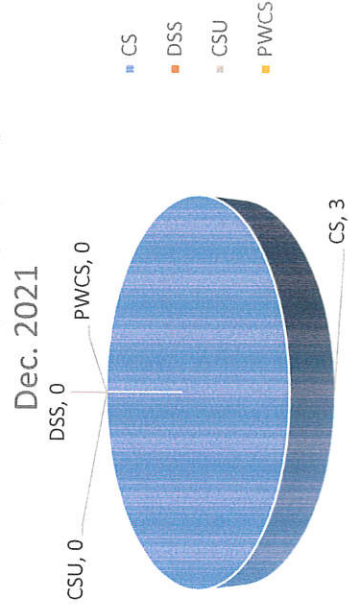
Placement Type, By Agency -
Dec. 2021



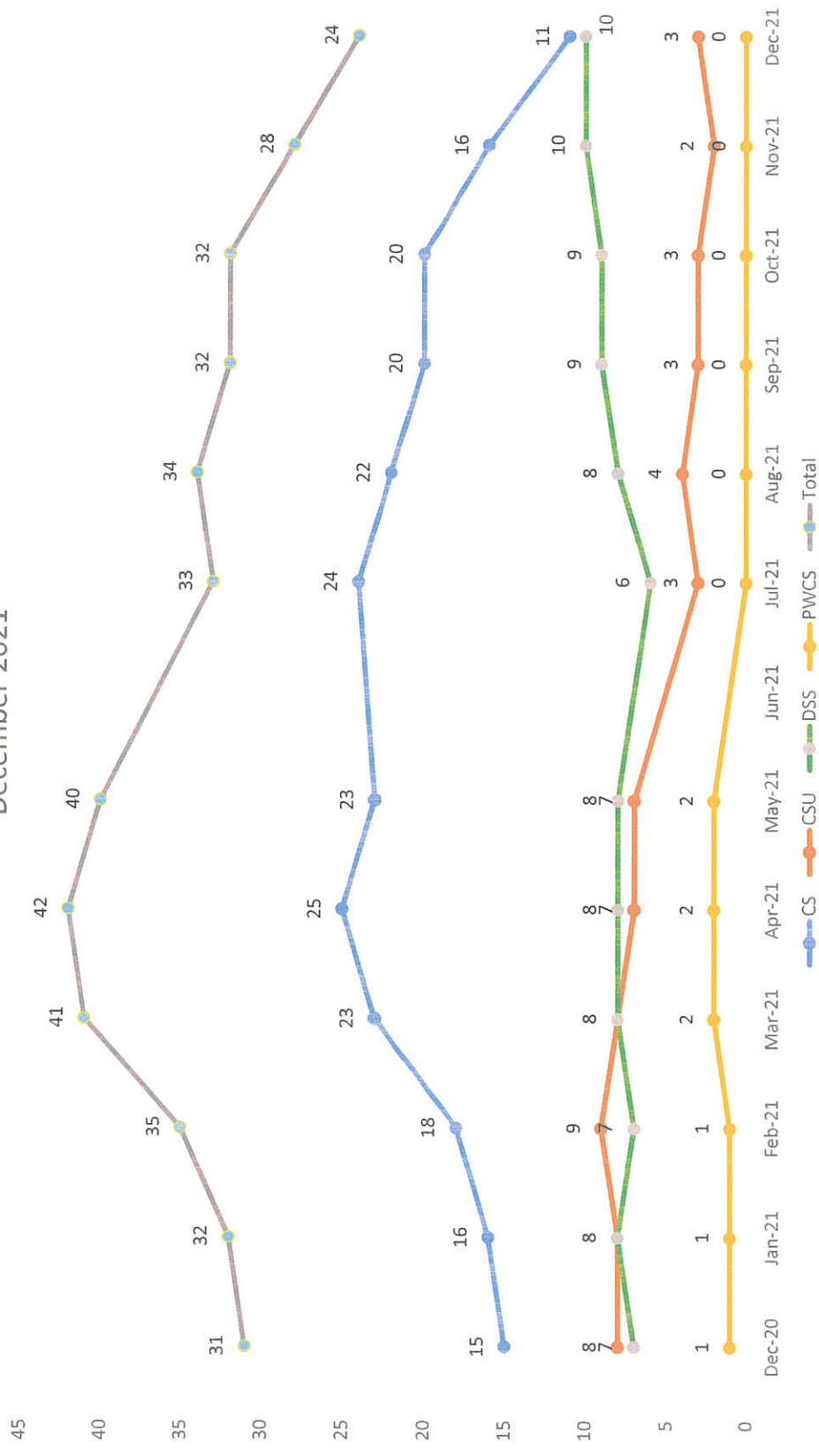
Number Admission, By Agency -
Dec. 2021



Number Discharge, By Agency -
Dec. 2021




Monthly Residential Count December 2021



Quarterly RTC Report : Oct. -Dec. 2021

**FY22 NUMBER OF DISCHARGES,
BY PLACEMENT TYPE**

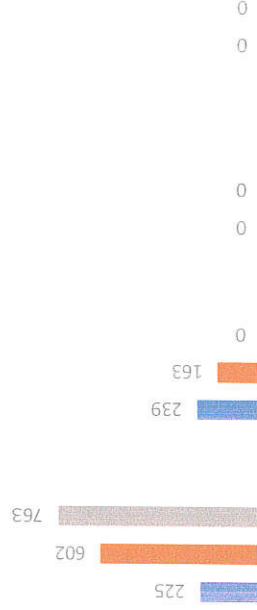
■ Parental Agreement ■ DSS ■ IEP



Q1: JULY-SEPT. Q2: OCT.-DEC. Q3: JAN.-MAR. Q4: APR.-JUNE

**FY22 LENGTH OF STAY, IN
DAYS, BY PLACEMENT TYPE**

■ Parental Agreement ■ DSS ■ IEP



Q1: JULY-SEPT. Q2: OCT.-DEC. Q3: JAN.-MAR. Q4: APR.-JUNE

PRIVATE DAY SCHOOL ENROLLMENT PER QUARTER SUMMARY

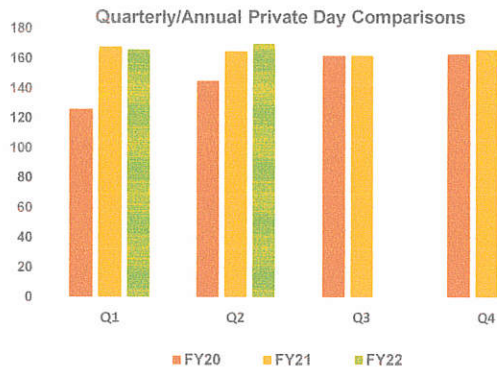


Chart Data

	FY20	FY21	FY22
# students			
Q1	126	168	166
Q2	145	165	169
Q3	162	162	
Q4	163	166	

Q2 # ADMISSIONS -- 13: 6 from PWCS, 4 CSA Transfers, 2 RTC stepdowns, 1 re-entered from home school

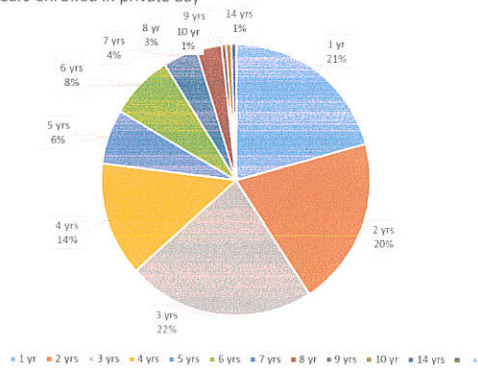
Q2 # EXITS -- 2*: 1 to RTC, 1 to home school;
 *Dec data edited for previous graduations, transfers away, RTC placements

1/20/2022

New! Additional private day data presented per CPMT request - for length of stays

SUMMARY LENGTH OF STAY (LOS) PRIVATE DAY SCHOOL


% Students length of stay/
years enrolled in private day



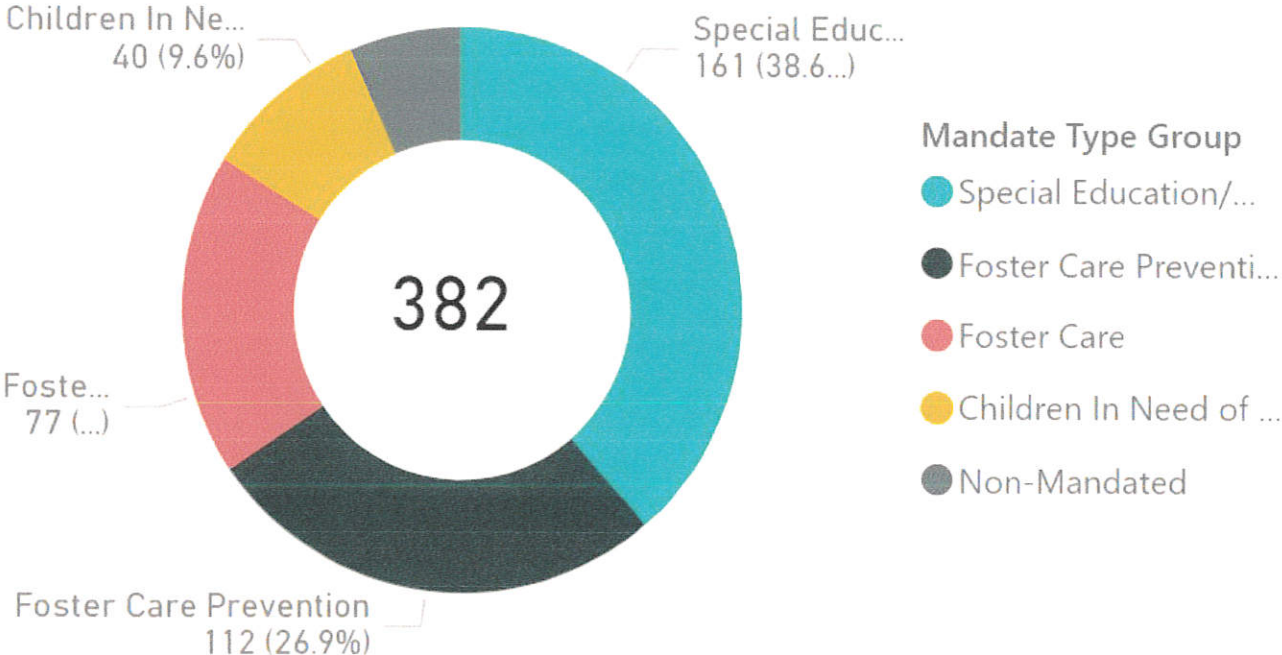
#Years	Students enrolled in private day
1 yr	35
2 yrs	34
3 yrs	38
4 yrs	23
5 yrs	11
6 yrs	13
7 yrs	7
8 yr	5
9 yrs	1
10 yr	1
14 yrs	1

> age 19, Autism
 > age 22, Autism
 > age 20, Autism


Distinct Child Count



Distinct Child Count By Mandate Type



Total Net Expenditures



Total Net Expenditures By Expenditure Code

