

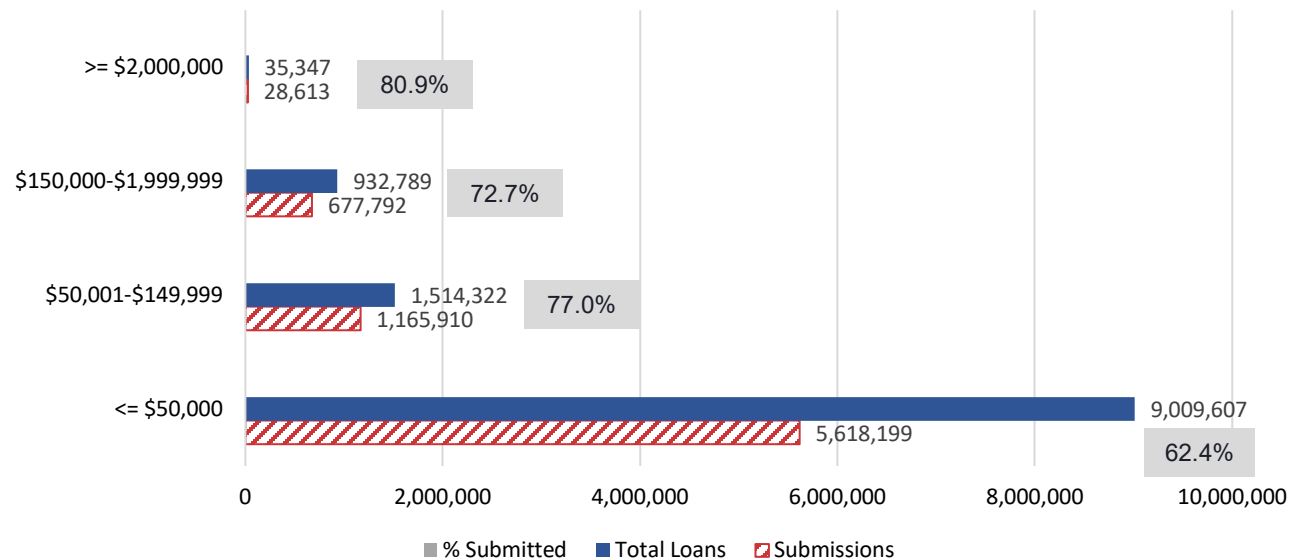
Forgiveness Platform Lender Submission Metrics | October 3

Data as of October 3, 11:59 PM ET

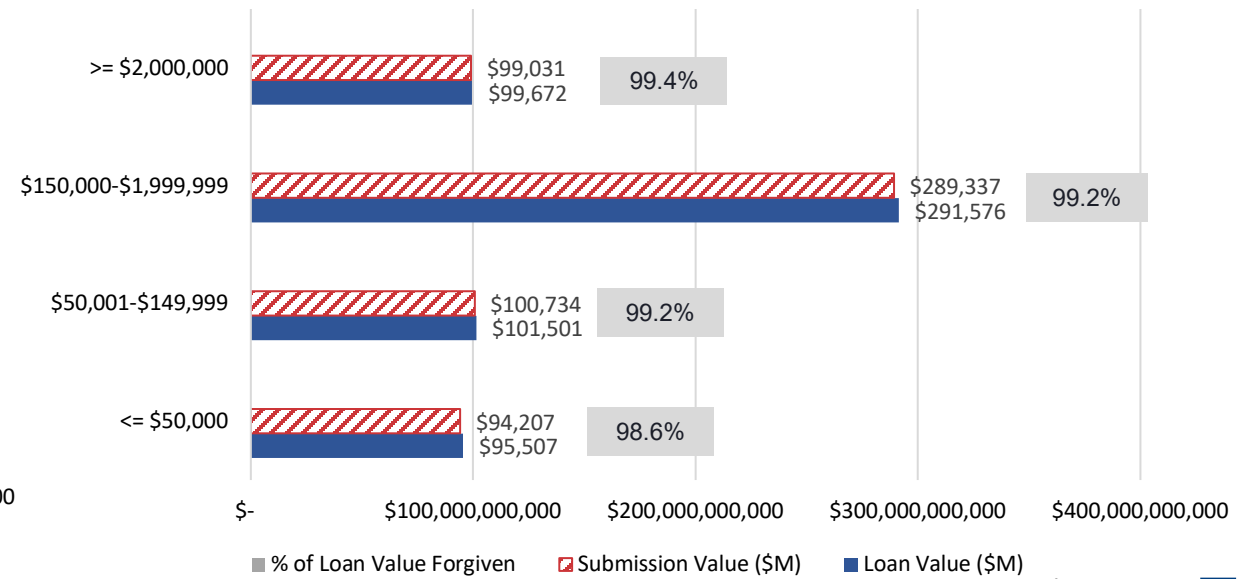
Summary

Total PPP Loan Population		Forgiveness Requests To Date		Payments To Date	
Count of Loans	Total Loan Value	Count of Applications	Total Forgiveness Amount Requested	Count of Payments	Total Forgiveness Paid
11,492,065	\$792,735,759,244	7,490,514	\$583,308,627,546	7,209,360	\$561,265,371,888
		65% of all PPP loans have submitted forgiveness applications	Forgiveness has been requested for 74% of the total loan value of all PPP loans	63% of all PPP loans have been fully or partially forgiven	71% of the total PPP loan value has been forgiven, in full or in part
		4,833 lenders have requested forgiveness for all PPP loans			

Number of Submissions, by Loan Amount



Value of Submissions, by Dollar Amount



October 4, 2021

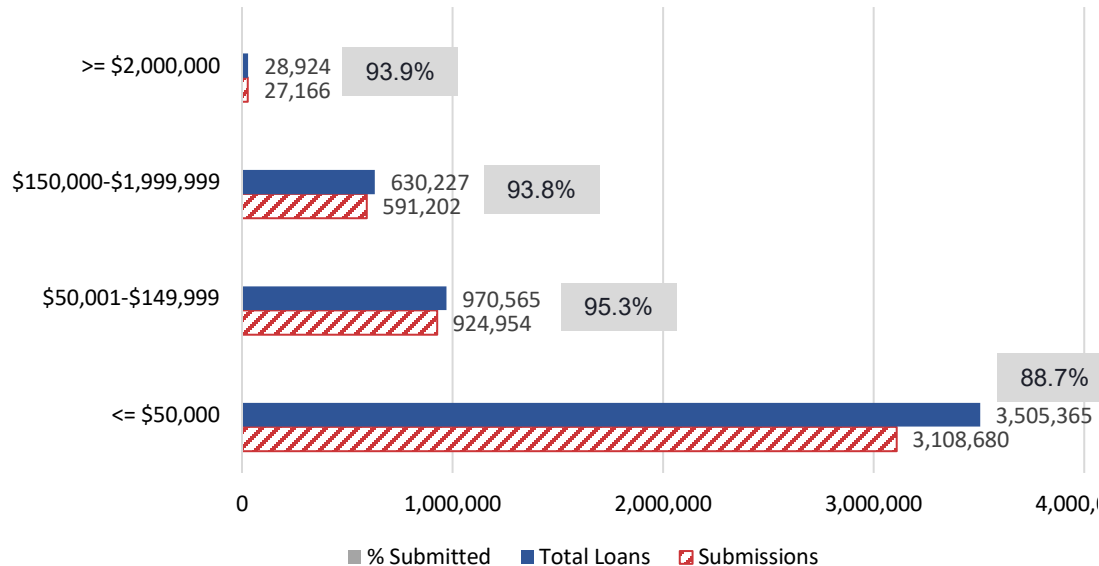
Forgiveness Platform Lender Submission Metrics | October 3

Data as of October 3, 11:59 PM ET

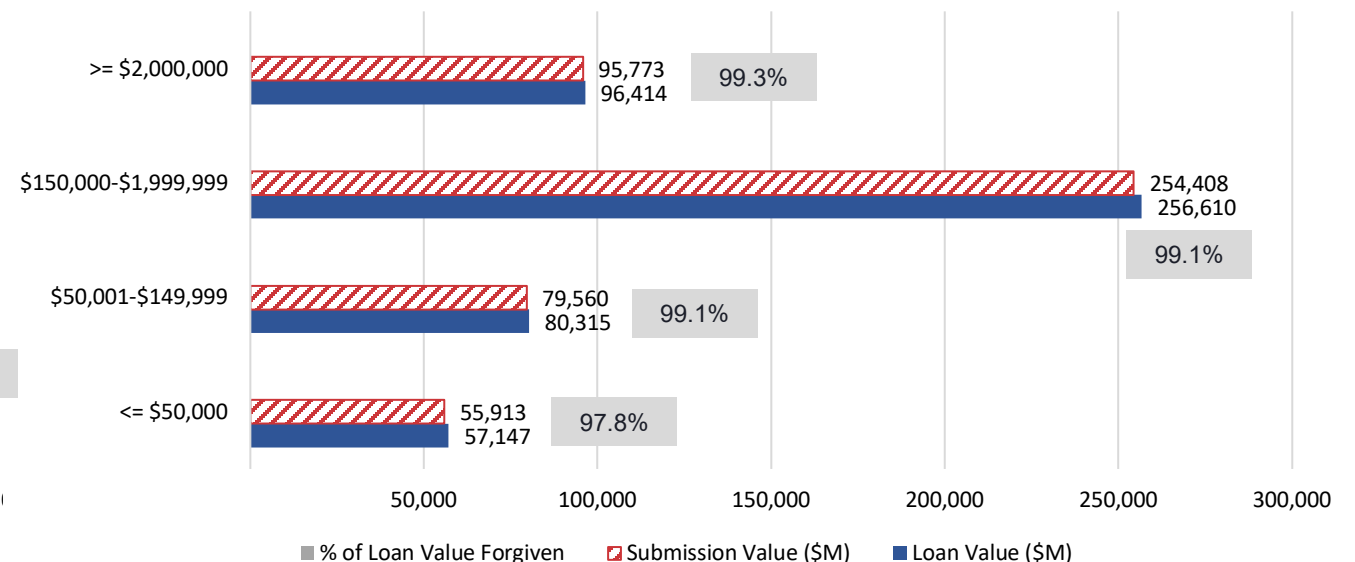
2020 PPP Loan Population

2020 PPP Loan Population		Forgiveness Requests To Date		Payments To Date	
Count of Loans	Total Loan Value	Count of Applications	Total Forgiveness Amount Requested	Count of Payments	Total Forgiveness Paid
5,135,081	\$521,534,589,019	4,652,002	\$485,654,997,956	4,589,642	\$473,490,058,869
		91% of 2020 PPP loans have submitted forgiveness applications	Forgiveness has been requested for 93% of the total loan value of 2020 PPP loans	89% of 2020 PPP loans have been fully or partially forgiven	91% of the total 2020 PPP loan value has been forgiven, in full or in part
4,777 lenders have requested forgiveness for 2020 PPP loans					

Number of Submissions, by Loan Amount



Value of Submissions, by Dollar Amount



October 4, 2021

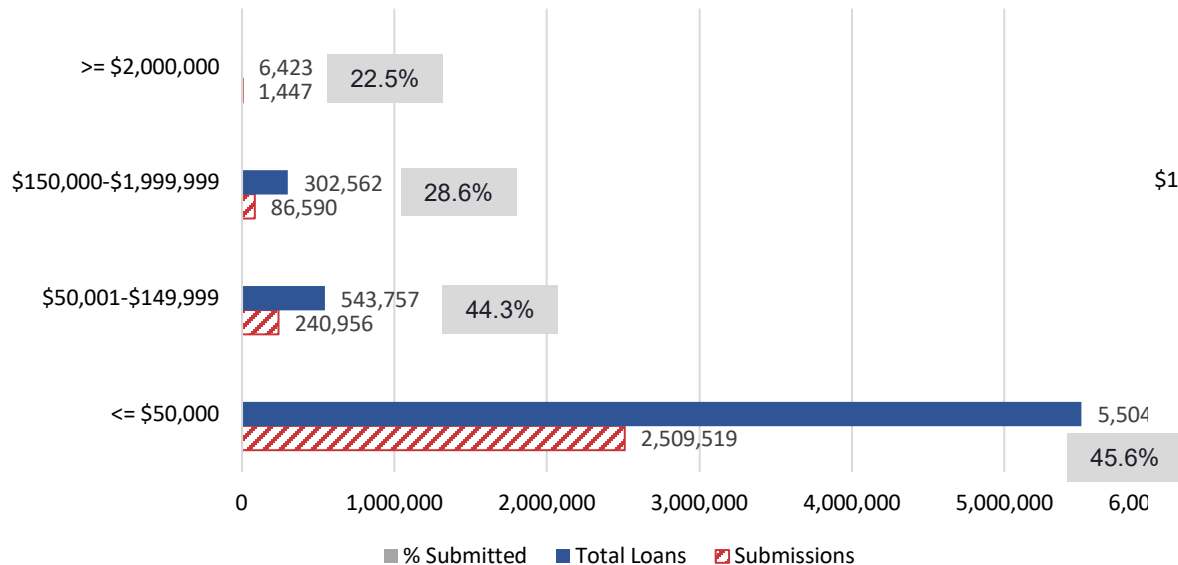
Forgiveness Platform Lender Submission Metrics | October 3

Data as of October 3, 11:59 PM ET

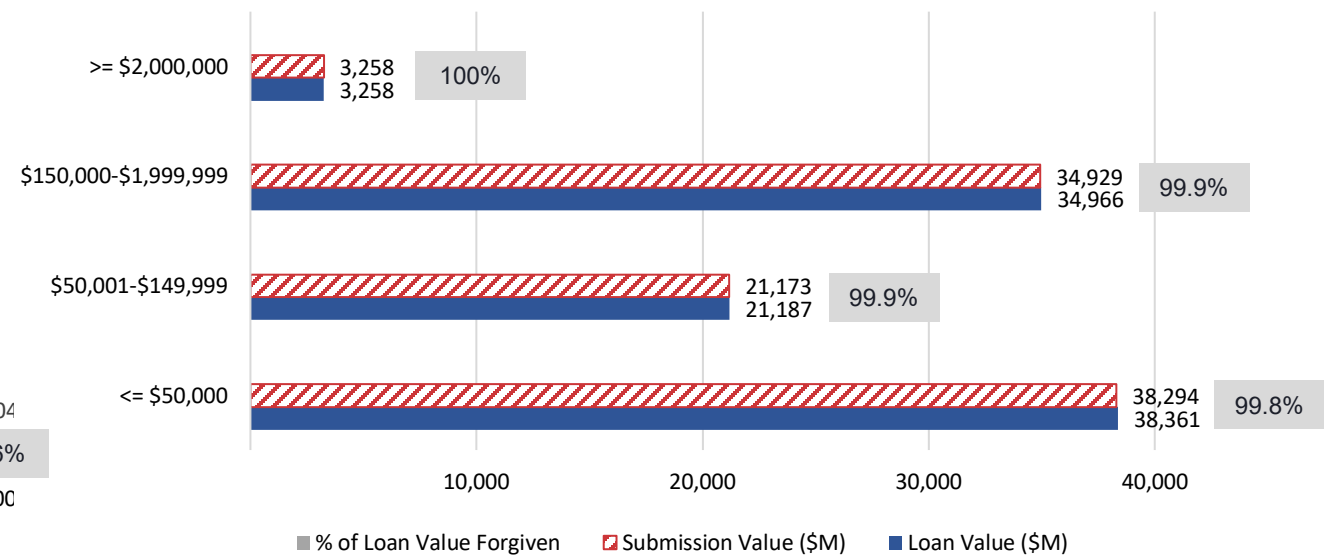
2021 PPP Loan Population

2021 PPP Loan Population		Forgiveness Requests To Date		Payments To Date	
Count of Loans	Total Loan Value	Count of Applications	Total Forgiveness Amount Requested	Count of Payments	Total Forgiveness Paid
6,356,984	\$271,201,170,225	2,838,512	\$97,653,629,590	2,619,718	\$87,775,313,019
		45% of 2021 PPP loans have submitted forgiveness applications	Forgiveness has been requested for 36% of the total loan value of 2021 PPP loans	41% of 2021 PPP loans have been fully or partially forgiven	32% of the total 2021 PPP loan value has been forgiven, in full or in part
		4,571 lenders have requested forgiveness for 2021 PPP loans			

Number of Submissions, by Loan Amount



Value of Submissions, by Dollar Amount



October 4, 2021