

# **TEHAMA COUNTY**

## **STATEMENT OF ALL VOTES CAST FOR THE CONSOLIDATED GENERAL ELECTION**



**HELD ON  
TUESDAY, NOVEMBER 3, 2020**

**JENNIFER A. VISE, COUNTY CLERK**

**HELP AMERICA VOTE ACT OF 2002  
CERTIFICATION OF ELECTIONS OFFICIAL**

STATE OF CALIFORNIA

COUNTY OF Tehama


} SS.

Pursuant to the statewide voter registration list requirements set forth in the Help America Vote Act of 2002 (HAVA) 52 U.S.C. § 21083),

I, Jennifer Vise, County Clerk/Registrar of Voters for the County of Tehama, State of California, hereby certify that I complied with all provisions of Chapter 2 of Division 7 of Title 2 of the California Code of Regulations for the Federal election held on the 3<sup>rd</sup> day of November 2020, in the County of Tehama, State of California and all elections consolidated therewith.

I hereby set my hand and official seal this 30 day of November, 2020, at the County of Tehama



  
\_\_\_\_\_  
County Clerk/Registrar of Voters  
County of Tehama  
State of California

**CERTIFICATION OF  
COUNTY CLERK/REGISTRAR OF VOTERS OF THE  
RESULTS OF THE CANVASS  
OF THE NOVEMBER 3, 2020,  
GENERAL ELECTION**

STATE OF CALIFORNIA


COUNTY OF Tehama

} SS.

I, Jennifer Vise, County Clerk/Registrar of Voters of County of Tehama, do hereby certify that, in pursuance of the provisions of Elections Code section 15300, et seq., I did canvass the results of the votes cast in the General Election held in said County on November 3, 2020, for measures and contests that were submitted to the vote of the voters, and that the Statement of Votes Cast, to which this certificate is attached is full, true, and correct.

I hereby set my hand and official seal this 30 day of November, 2020, at the County of Tehama



  
\_\_\_\_\_  
County Clerk/Registrar of Voters  
County of Tehama  
State of California



CONSOLIDATED GENERAL ELECTION  
NOVEMBER 3, 2020

CERTIFICATE OF NOMINATION

I, JENNIFER A. VISE, County Clerk, County of Tehama, State of California, hereby certify that the following nominees qualify for appointment to the positions within the jurisdictions listed below, pursuant to Section 15400 of the Elections Code:

COUNTY

SUPERVISOR – 5th DISTRICT

John Leach 3,040 Votes – Declare Elected  
Jerry Crow 1,574 Votes

TEHAMA COUNTY SPECIAL DISTRICTS

I, JENNIFER A. VISE, County Clerk, County of Tehama, State of California, hereby certify that the following nominees qualify for appointment to the positions within the districts as listed below, pursuant to Section 10515 of the Uniform District Election Law:

EL CAMINO IRRIGATION DISTRICT

Board of Directors, 3 Four Year Terms, expiring December 2024

Peter Statton Division 1  
Kristin Lamkin Division 2  
Jacob Pochop Division 5

GERBER-LAS FLORES COMMUNITY SERVICES DISTRICT

Board of Directors, 2 Four Year Terms, expiring December 2024

Carol Johnston  
Tommie Humphreys

LOS MOLINOS COMMUNITY SERVICES DISTRICT

Board of Directors, 2 Four Year Terms, expiring December 2024

Loren Gehrung  
Thomas Ware

CORNING HEALTHCARE DISTRICT

Board of Directors, Two 4 Year Terms, expiring December 2024

Ross Turner  
Lilia Rodriguez

Board of Directors, One 2 Year Term, expiring December 2022

Patricia Hunn

RIO ALTO WATER DISTRICT

Board of Directors, 3 Four Year Terms, expiring December 2024

Richard Brubaker

Peter Suggs

Louise Wilkinson

SKYVIEW COUNTY WATER DISTRICT

Board of Directors, 3 Four Year Terms, expiring December 2024


Larry Brook McDonald

Jeffrey Tooker

Michael Christianson

Dated: November 30, 2020

(SEAL)



JENNIFER A. VISE  
County Clerk & Recorder, County  
of Tehama, State of California

# Election Summary Report

General Election

Tehama

November 03, 2020

Summary for: All Contests, All Districts, All Tabulators, All Counting Groups

Final Official Report

Voters Cast: 29,078 of 37,034 (78.52%)

## President and Vice President (Vote for 1)

	Total	
Times Cast	29,078 / 37,034	78.52%

Candidate	Party	Total
JOE BIDEN / KAMALA HARRIS		8,911
DONALD J. TRUMP/MICHAEL R.PENCE		19,141
GLORIA LA RIVA/SUNIL FREEMAN		65
ROQUE "ROCKY" DE LA FUENTE GUERRA/KANYE OMARI WEST		111
HOWIE HAWKINS/ANGELA NICOLE WALKER		90
JO JORGENSEN/JEREMY "SPIKE" COHEN		403
Total Votes		28,731

		Total
BRIAN CARROLL	WRITE-IN	7
MARK CHARLES	WRITE-IN	2
JOSEPH KISHORE	WRITE-IN	0
BROCK PIERCE	WRITE-IN	0
JESSE VENTURA	WRITE-IN	1

## US REPRESENTATIVE 1ST DISTRICT (Vote for 1)

	Total	
Times Cast	29,078 / 37,034	78.52%

Candidate	Party	Total
DOUG LA MALFA	REP	19,082
AUDREY DENNEY	DEM	9,507
Total Votes		28,589

### MEMBER OF THE ASSEMBLY 3RD DISTRICT (Vote for 1)

		Total
Times Cast		29,078 / 37,034 78.52%
Candidate	Party	Total
JAMES R HENSON	DEM	7,337
JAMES GALLAGHER	REP	20,183
Total Votes		27,520

### Corning Union Elementary School District Governing Board Member (Vote for 2)

		Total
Times Cast		4,961 / 6,941 71.47%
Candidate	Party	Total
JANI GREER- FRANER		2,348
TED SHOEMAKER		1,818
RAYMOND RODRIGUEZ		2,389
Total Votes		6,555

### Los Molinos Unified School District, Los Molinos Trustee Area Governing Board Member (Vote for 1)

		Total
Times Cast		1,666 / 1,924 86.59%
Candidate	Party	Total
KEVIN BENSON, SR.		243
JENNIFER GRUBER		292
CHUCK CROSSLAND		742
TRYSHA KEHOE		253
Total Votes		1,530

### Orland Unified School District Governing Board Member (Vote for 3)

		Total
Times Cast		39 / 48 81.25%
Candidate	Party	Total
BECKY L BRUMMET		13
JEFF AGUIAR		27
JOE SCHYKERYNEC		13
JAKE E. REIMERS		15
Total Votes		68



**SUPERVISOR, 5TH DISTRICT (Vote for 1)**

		Total	
Times Cast		5,238 / 6,728	77.85%
Candidate	Party	Total	
JOHN LEACH		3,040	
JERRY CROW		1,574	
Total Votes		4,614	

**CITY OF CORNING MAYOR (Vote for 1)**

		Total	
Times Cast		2,299 / 3,294	69.79%
Candidate	Party	Total	
MICHAEL A. LEPEILBET		639	
JOHN J HARRISON		490	
ROBERT E. SNOW		939	
Total Votes		2,068	

**CITY OF CORNING MEMBER OF CITY COUNCIL (Vote for 2)**

		Total	
Times Cast		2,299 / 3,294	69.79%
Candidate	Party	Total	
LISA "CHATA" LOMELI		773	
MICHELE "SHELLY" HARGENS		1,258	
JOSE "CHUY" VALERIO		1,148	
Total Votes		3,179	

**CITY OF CORNING CITY CLERK (Vote for 1)**

		Total	
Times Cast		2,299 / 3,294	69.79%
Candidate	Party	Total	
LISA M. LINNET		1,979	
Total Votes		1,979	

**CITY OF CORNING TREASURER (Vote for 1)**

		Total	
Times Cast		2,299 / 3,294	69.79%
Candidate	Party	Total	
LAURA CALKINS		1,944	
Total Votes		1,944	

### CITY OF RED BLUFF MEMBER OF CITY COUNCIL (Vote for 2)

		Total
Times Cast		5,637 / 7,711 73.10%
Candidate	Party	Total
J.R. GONZALES		2,741
CLAY D. PARKER		2,681
CODY L STROCK		1,769
Total Votes		7,191

### CITY OF RED BLUFF MEMBER OF CITY COUNCIL- SHORT TERM (Vote for 1)

		Total
Times Cast		5,637 / 7,711 73.10%
Candidate	Party	Total
JOHNNA RAY JONES		3,978
Total Votes		3,978

### CITY OF RED BLUFF CITY CLERK (Vote for 1)

		Total
Times Cast		5,637 / 7,711 73.10%
Candidate	Party	Total
CASSIDY DEREGO		4,306
Total Votes		4,306

### CITY OF RED BLUFF TREASURER (Vote for 1)

		Total
Times Cast		5,637 / 7,711 73.10%
Candidate	Party	Total
DONNA J "DJ" GORDY		4,239
Total Votes		4,239

### 14 AUTHORIZES BONDS CONTINUING STEM CELL RESEARCH. INITIATIVE STATUTE. (Vote for 1)

		Total
Times Cast		29,078 / 37,034 78.52%
Candidate	Party	Total
Yes		8,509
No		19,512
Total Votes		28,021

**15 INCREASES FUNDING SOURCES FOR PUBLIC SCHOOLS, COMMUNITY COLLEGES, AND LOCAL GOVERNMENT SERVICES BY CHANGING TAX ASSESSMENT... (Vote for 1)**

		Total
Times Cast		29,078 / 37,034 78.52%
Candidate	Party	Total
Yes		6,864
No		21,575
Total Votes		28,439

**16 ALLOWS DIVERSITY AS A FACTOR IN PUBLIC EMPLOYMENT, EDUCATION, AND CONTRACTING DECISIONS. LEGISLATIVE CONSTITUTIONAL AMEND... (Vote for 1)**

		Total
Times Cast		29,078 / 37,034 78.52%
Candidate	Party	Total
Yes		4,544
No		23,530
Total Votes		28,074

**17 RESTORES RIGHT TO VOTE AFTER COMPLETION OF PRISON TERM. LEGISLATIVE CONSTITUTIONAL AMENDMENT. (Vote for 1)**

		Total
Times Cast		29,078 / 37,034 78.52%
Candidate	Party	Total
Yes		9,151
No		19,178
Total Votes		28,329

**18 AMENDS CALIFORNIA CONSTITUTION TO PERMIT 17-YEAR-OLDS TO VOTE IN PRIMARY AND SPECIAL ELECTIONS IF THEY WILL TURN 18 BY THE... (Vote for 1)**

		Total
Times Cast		29,078 / 37,034 78.52%
Candidate	Party	Total
Yes		5,411
No		22,972
Total Votes		28,383

**19 CHANGES CERTAIN PROPERTY TAX RULES. LEGISLATIVE CONSTITUTIONAL AMENDMENT. (Vote for 1)**

		Total	
Times Cast		29,078 / 37,034	78.52%
Candidate	Party	Total	
Yes		10,071	
No		17,760	
Total Votes		27,831	

**20 RESTRICTS PAROLE FOR NON-VIOLENT OFFENDERS. AUTHORIZES FELON Y SENTENCES FOR CERTAIN OFFENSES CURRENTLY TREATED ONLY AS MI... (Vote for 1)**

		Total	
Times Cast		29,078 / 37,034	78.52%
Candidate	Party	Total	
Yes		13,998	
No		13,795	
Total Votes		27,793	

**21 EXPANDS LOCAL GOVERNMENTS' AUTHORITY TO ENACT RENT CONTROL ON RESIDENTIAL PROPERTY. INITIATIVE STATUTE. (Vote for 1)**

		Total	
Times Cast		29,078 / 37,034	78.52%
Candidate	Party	Total	
Yes		5,139	
No		22,917	
Total Votes		28,056	

**22 EXEMPTS APP-BASED TRANSPORTATION AND DELIVERY COMPANIES FROM PROVIDING EMPLOYEE BENEFITS TO CERTAIN DRIVERS. INITIATIVE ST... (Vote for 1)**

		Total	
Times Cast		29,078 / 37,034	78.52%
Candidate	Party	Total	
Yes		19,365	
No		8,761	
Total Votes		28,126	

**23 ESTABLISHES STATE REQUIREMENTS FOR KIDNEY DIALYSIS CLINICS. REQUIRES ON-SITE MEDICAL PROFESSIONAL. INITIATIVE STATUTE. (Vote for 1)**

		Total	
Times Cast		29,078 / 37,034	78.52%
Candidate	Party	Total	
Yes		6,008	
No		22,177	
Total Votes		28,185	

**24 AMENDS CONSUMER PRIVACY LAWS. INITIATIVE STATUTE. (Vote for 1)**

		Total	
Times Cast		29,078 / 37,034	78.52%
Candidate	Party	Total	
Yes		11,632	
No		16,234	
Total Votes		27,866	

**25 REFERENDUM ON LAW THAT REPLACED MONEY BAIL WITH SYSTEM BASED ON PUBLIC SAFETY AND FLIGHT RISK. (Vote for 1)**

		Total	
Times Cast		29,078 / 37,034	78.52%
Candidate	Party	Total	
Yes		6,478	
No		21,380	
Total Votes		27,858	

**1 President and Vice President**

					1	1	1	1	1	1	1	1	1	1
		Registered Voters	Voters Cast	Turnout (%)	JOE BIDEN / KAMALA HARRIS	DONALD J. TRUMP/MICHAEL R. PENCE	GLORIA LA RIVA/SUNIL FREEMAN	ROQUE "ROCKY" DE LA FUENTE GUERRA/KANYE OMARI WEST	HOWIE HAWKINS/ANGELA NICOLE WALKER	JO JORGENSEN/JEREMY "SPIKE" COHEN	BRIAN CARROLL	MARK CHARLES	JOSEPH KISHORE	BROCK PIERCE
0051510	Total	1202	869	72.30 %	331	502	2	6	2	7				
0053610	Total	256	221	86.33 %	83	130	1	1	1	4				
Total - ELECTION DAY		37034	5200	14.04 %	953	4106	6	22	11	56	3	1		
Total - VOTE BY MAIL		37034	23878	64.48 %	7958	15035	59	89	79	347	4	1		
Contest Total		37034	29078	78.52 %	8911	19141	65	111	90	403	7	2		

**1 President and Vice President**

					1	1	1	1	1	1	1	1	1	1
		Registered Voters	Voters Cast	Turnout (%)	JOE BIDEN / KAMALA HARRIS	DONALD J. TRUMP/MICHAEL R. PENCE	GLORIA LA RIVA/SUNIL FREEMAN	ROQUE "ROCKY" DE LA FUENTE GUERRA/KANYE OMARI WEST	HOWIE HAWKINS/ANGELA NICOLE WALKER	JO JORGENSEN/JEREMY "SPIKE" COHEN	BRIAN CARROLL	MARK CHARLES	JOSEPH KISHORE	BROCK PIERCE
0010030	Total	1710	1440	84.21 %	321	1078		5	5	19				
0010050	Total	1824	1472	80.70 %	326	1108	1	1	4	19				
0010130	Total	1751	1537	87.78 %	431	1061	2	1	2	17				
0012060	Total	1457	1071	73.51 %	411	607	7	6	3	19				
0012080	Total	1086	885	81.49 %	312	551	1	1		9				
0012210	Total	649	469	72.27 %	200	247	3	2		7				
0020140	Total	1181	991	83.91 %	247	716	1	3	2	13				
0020160	Total	309	238	77.02 %	58	175				2				
0020170	Total	549	426	77.60 %	120	295	2	1	1	6				
0020250	Total	750	637	84.93 %	119	492		4	4	10				
0020255	Total	591	503	85.11 %	97	390	1		1	11				
0022190	Total	1396	970	69.48 %	379	551		5	4	17	2			
0022230	Total	1389	1002	72.14 %	330	606	4	6	7	33		1		
0022240	Total	990	751	75.86 %	247	471	4	5	3	10	2			
0030010	Total	589	503	85.40 %	137	355		2		1				
0030015	Total	114	101	88.60 %	23	72			2	1				
0030120	Total	2277	1953	85.77 %	526	1351	2	7	4	39				
0030260	Total	1372	1113	81.12 %	369	707	1	5	1	18				
0030270	Total	823	623	75.70 %	223	379	1	3	2	7				
0030280	Total	1142	972	85.11 %	246	698	1	2	1	16				
0030300	Total	738	597	80.89 %	172	407	1	1	1	10				
0030320	Total	204	168	82.35 %	50	109			3	3				
0030330	Total	114	101	88.60 %	42	55			1					
0030340	Total	225	172	76.44 %	48	115		1	1	6				
0032350	Total	744	489	65.73 %	172	292	3	3	6	5				
0040180	Total	162	145	89.51 %	46	97	1							
0040360	Total	1276	943	73.90 %	299	622	3	3	1	8				
0040365	Total	22	17	77.27 %	4	13								
0040420	Total	821	627	76.37 %	181	426	2	3	2	5				
0040430	Total	176	162	92.05 %	32	127				2				
0040480	Total	101	82	81.19 %	14	65				2				
0040485	Total	867	580	66.90 %	248	305	2	4	6	6		1		
0040490	Total	661	538	81.39 %	140	380	2	1	1	5				
0040620	Total	154	132	85.71 %	20	110				2				
0041380	Total	1110	781	70.36 %	310	432	4	5	4	12				
0041400	Total	982	649	66.09 %	276	348	5	5	3	5				
0050370	Total	289	246	85.12 %	79	160		1	1	4				
0050450	Total	201	172	85.57 %	34	133				1				
0050455	Total	48	39	81.25 %	10	29								
0050530	Total	532	370	69.55 %	151	203	1	2	2	6				
0050560	Total	1284	1008	78.50 %	365	614	3	5	5	10				
0050580	Total	1504	1139	75.73 %	369	737	2	5	2	9	1			
0050590	Total	1032	865	83.82 %	225	609	2	5	1	13	1			
0050630	Total	380	309	81.32 %	88	211		1	1	4	1			

1 President and Vice President					1
		Registered Voters	Voters Cast	Turnout (%)	JESSE VENTURA
0010030	Total	1710	1440	84.21 %	
0010050	Total	1824	1472	80.70 %	
0010130	Total	1751	1537	87.78 %	
0012060	Total	1457	1071	73.51 %	
0012080	Total	1086	885	81.49 %	
0012210	Total	649	469	72.27 %	
0020140	Total	1181	991	83.91 %	
0020160	Total	309	238	77.02 %	
0020170	Total	549	426	77.60 %	
0020250	Total	750	637	84.93 %	
0020255	Total	591	503	85.11 %	
0022190	Total	1396	970	69.48 %	
0022230	Total	1389	1002	72.14 %	
0022240	Total	990	751	75.86 %	
0030010	Total	589	503	85.40 %	
0030015	Total	114	101	88.60 %	
0030120	Total	2277	1953	85.77 %	
0030260	Total	1372	1113	81.12 %	
0030270	Total	823	623	75.70 %	
0030280	Total	1142	972	85.11 %	
0030300	Total	738	597	80.89 %	
0030320	Total	204	168	82.35 %	
0030330	Total	114	101	88.60 %	
0030340	Total	225	172	76.44 %	
0032350	Total	744	489	65.73 %	
0040180	Total	162	145	89.51 %	
0040360	Total	1276	943	73.90 %	
0040365	Total	22	17	77.27 %	
0040420	Total	821	627	76.37 %	
0040430	Total	176	162	92.05 %	
0040480	Total	101	82	81.19 %	
0040485	Total	867	580	66.90 %	
0040490	Total	661	538	81.39 %	
0040620	Total	154	132	85.71 %	
0041380	Total	1110	781	70.36 %	
0041400	Total	982	649	66.09 %	
0050370	Total	289	246	85.12 %	
0050450	Total	201	172	85.57 %	
0050455	Total	48	39	81.25 %	
0050530	Total	532	370	69.55 %	
0050560	Total	1284	1008	78.50 %	
0050580	Total	1504	1139	75.73 %	
0050590	Total	1032	865	83.82 %	
0050630	Total	380	309	81.32 %	
0051510	Total	1202	869	72.30 %	
0053610	Total	256	221	86.33 %	1
Total - ELECTION DAY		37034	5200	14.04 %	
Total - VOTE BY MAIL		37034	23878	64.48 %	1



1 President and Vice President					
		Registered Voters	Voters Cast	Turnout (%)	JESSE VENTURA
					1
Contest Total		37034	29078	78.52 %	1

**1 US REPRESENTATIVE 1ST DISTRICT**

		Registered Voters	Voters Cast	Turnout (%)	REP - DOUG LA MALFA	DEM - AUDREY DENNEY
0010030	Total	1710	1440	84.21 %	1071	355
0010050	Total	1824	1472	80.70 %	1116	332
0010130	Total	1751	1537	87.78 %	1077	438
0012060	Total	1457	1071	73.51 %	598	452
0012080	Total	1086	885	81.49 %	550	323
0012210	Total	649	469	72.27 %	243	211
0020140	Total	1181	991	83.91 %	712	264
0020160	Total	309	238	77.02 %	162	68
0020170	Total	549	426	77.60 %	291	128
0020250	Total	750	637	84.93 %	502	126
0020255	Total	591	503	85.11 %	394	103
0022190	Total	1396	970	69.48 %	520	424
0022230	Total	1389	1002	72.14 %	585	391
0022240	Total	990	751	75.86 %	467	268
0030010	Total	589	503	85.40 %	348	145
0030015	Total	114	101	88.60 %	69	30
0030120	Total	2277	1953	85.77 %	1368	543
0030260	Total	1372	1113	81.12 %	710	376
0030270	Total	823	623	75.70 %	387	229
0030280	Total	1142	972	85.11 %	688	275
0030300	Total	738	597	80.89 %	399	193
0030320	Total	204	168	82.35 %	109	58
0030330	Total	114	101	88.60 %	59	42
0030340	Total	225	172	76.44 %	116	53
0032350	Total	744	489	65.73 %	281	194
0040180	Total	162	145	89.51 %	95	49
0040360	Total	1276	943	73.90 %	617	315
0040365	Total	22	17	77.27 %	12	4
0040420	Total	821	627	76.37 %	426	191
0040430	Total	176	162	92.05 %	128	33
0040480	Total	101	82	81.19 %	66	15
0040485	Total	867	580	66.90 %	295	268
0040490	Total	661	538	81.39 %	382	148
0040620	Total	154	132	85.71 %	108	23
0041380	Total	1110	781	70.36 %	450	321
0041400	Total	982	649	66.09 %	348	295
0050370	Total	289	246	85.12 %	162	81
0050450	Total	201	172	85.57 %	132	36
0050455	Total	48	39	81.25 %	29	9
0050530	Total	532	370	69.55 %	190	170
0050560	Total	1284	1008	78.50 %	614	385
0050580	Total	1504	1139	75.73 %	754	376
0050590	Total	1032	865	83.82 %	591	261
0050630	Total	380	309	81.32 %	218	86
0051510	Total	1202	869	72.30 %	513	332
0053610	Total	256	221	86.33 %	130	88
Total - ELECTION DAY		37034	5200	14.04 %	4007	1088
Total - VOTE BY MAIL		37034	23878	64.48 %	15075	8419

1 US REPRESENTATIVE 1ST DISTRICT						
					1	1
	Registered Voters	Voters Cast	Turnout (%)	REP - DOUG LA MALFA	DEM - AUDREY DENNEY	
Contest Total	37034	29078	78.52 %	18082	9507	

**1 MEMBER OF THE ASSEMBLY  
3RD DISTRICT**

		Registered Voters	Voters Cast	Turnout (%)	DEM - JAMES R HENSON	REP - JAMES GALLAGHER
0010030	Total	1710	1440	84.21 %	270	1109
0010050	Total	1824	1472	80.70 %	262	1151
0010130	Total	1751	1537	87.78 %	321	1156
0012060	Total	1457	1071	73.51 %	357	630
0012080	Total	1086	885	81.49 %	250	578
0012210	Total	649	469	72.27 %	164	268
0020140	Total	1181	991	83.91 %	184	764
0020160	Total	309	238	77.02 %	44	175
0020170	Total	549	426	77.60 %	101	300
0020250	Total	750	637	84.93 %	98	520
0020255	Total	591	503	85.11 %	73	409
0022190	Total	1396	970	69.48 %	319	567
0022230	Total	1389	1002	72.14 %	300	631
0022240	Total	990	751	75.86 %	215	488
0030010	Total	589	503	85.40 %	107	365
0030015	Total	114	101	88.60 %	24	73
0030120	Total	2277	1953	85.77 %	427	1409
0030260	Total	1372	1113	81.12 %	275	770
0030270	Total	823	623	75.70 %	172	423
0030280	Total	1142	972	85.11 %	202	732
0030300	Total	738	597	80.89 %	135	431
0030320	Total	204	168	82.35 %	44	114
0030330	Total	114	101	88.60 %	35	61
0030340	Total	225	172	76.44 %	46	120
0032350	Total	744	489	65.73 %	153	307
0040180	Total	162	145	89.51 %	43	98
0040360	Total	1276	943	73.90 %	246	651
0040365	Total	22	17	77.27 %	3	13
0040420	Total	821	627	76.37 %	159	436
0040430	Total	176	162	92.05 %	25	134
0040480	Total	101	82	81.19 %	10	67
0040485	Total	867	580	66.90 %	224	318
0040490	Total	661	538	81.39 %	108	399
0040620	Total	154	132	85.71 %	11	113
0041380	Total	1110	781	70.36 %	268	474
0041400	Total	982	649	66.09 %	242	367
0050370	Total	289	246	85.12 %	52	184
0050450	Total	201	172	85.57 %	19	148
0050455	Total	48	39	81.25 %	8	30
0050530	Total	532	370	69.55 %	136	211
0050560	Total	1284	1008	78.50 %	288	667
0050580	Total	1504	1139	75.73 %	298	795
0050590	Total	1032	865	83.82 %	196	636
0050630	Total	380	309	81.32 %	71	224
0051510	Total	1202	869	72.30 %	279	530
0053610	Total	256	221	86.33 %	73	137
Total - ELECTION DAY		37034	5200	14.04 %	808	4080
Total - VOTE BY MAIL		37034	23878	64.48 %	6529	16103

1 MEMBER OF THE ASSEMBLY 3RD DISTRICT						
					1	1
		Registered Voters	Voters Cast	Turnout (%)	DEM - JAMES R HENSON	REP - JAMES GALLAGHER
Contest Total		37034	29078	78.52 %	7337	20183

1 Corning Union Elementary School District Governing Board Member							
					1	1	1
		Registered Voters	Voters Cast	Turnout (%)	JANI GREER- FRANER	TED SHOEMAKER	RAYMOND RODRIGUEZ
0040360	Total	1276	943	73.90 %	448	353	385
0040485	Total	867	580	66.90 %	275	170	282
0041380	Total	1110	781	70.36 %	379	273	424
0041400	Total	982	649	66.09 %	272	239	367
0050580	Total	1504	1139	75.73 %	563	432	489
0051510	Total	1202	869	72.30 %	411	351	442
Total - ELECTION DAY		6941	965	13.90 %	448	428	410
Total - VOTE BY MAIL		6941	3996	57.57 %	1900	1390	1979
Contest Total		6941	4961	71.47 %	2348	1818	2389

1 Los Molinos Unified School District, Los Molinos Trustee Area Governing Board Member								
					1	1	1	1
		Registered Voters	Voters Cast	Turnout (%)	KEVIN BENSON, SR.	JENNIFER GRUBER	CHUCK CROSSLAND	TRYSHA KEHOE
0040620	Total	4	128	3,200.00 %	22	12	71	4
0050560	Total	1284	1008	78.50 %	124	183	451	188
0050630	Total	380	309	81.32 %	70	53	114	34
0053610	Total	256	221	86.33 %	27	44	106	27
Total - ELECTION DAY		1924	297	15.44 %	56	25	155	40
Total - VOTE BY MAIL		1924	1369	71.15 %	187	267	587	213
Contest Total		1924	1666	86.59 %	243	292	742	253

1 Orland Unified School District Governing Board Member								
					1	1	1	1
		Registered Voters	Voters Cast	Turnout (%)	BECKYL BRUMMET	JEFF AGUIAR	JOE SCHYKERYNEC	JAKE E. REIMERS
0050455	Total	48	39	81.25 %	13	27	13	15
	Total - ELECTION DAY	48	1	2.08 %				
	Total - VOTE BY MAIL	48	38	79.17 %	13	27	13	15
	Contest Total	48	39	81.25 %	13	27	13	15



1 SUPERVISOR, 5TH DISTRICT						
					1	1
		Registered Voters	Voters Cast	Turnout (%)	JOHN LEACH	JERRY CROW
0050370	Total	289	246	85.12 %	148	48
0050450	Total	201	172	85.57 %	113	33
0050455	Total	48	39	81.25 %	24	8
0050530	Total	532	370	69.55 %	222	99
0050560	Total	1284	1008	78.50 %	516	388
0050580	Total	1504	1139	75.73 %	740	265
0050590	Total	1032	865	83.82 %	492	281
0050630	Total	380	309	81.32 %	162	99
0051510	Total	1202	869	72.30 %	513	262
0053610	Total	256	221	86.33 %	110	91
Total - ELECTION DAY		6728	1030	15.31 %	632	297
Total - VOTE BY MAIL		6728	4208	62.54 %	2408	1277
Contest Total		6728	5238	77.85 %	3040	1574

**1 CITY OF CORNING MAYOR 2 CITY OF CORNING MEMBER OF CITY  
COUNCIL 3 CITY OF CORNING CITY CLERK**

					1	1	1		2	2	2		3
		Registered Voters	Voters Cast	Turnout (%)	MICHAEL A. LEPELLET	JOHN J HARRISON	ROBERT E. SNOW		LISA "CHATA" LOMELI	MICHELE "SHELLY" HARGENS	JOSE "CHUY" VALERIO		LISA M. LINNET
0041380	Total	1110	781	70.36 %	200	150	333		238	446	391		665
0041400	Total	982	649	66.09 %	206	133	243		234	334	313		554
0051510	Total	1202	869	72.30 %	233	207	363		301	478	444		760
Total - ELECTION DAY		3294	452	13.72 %	112	89	201		146	227	214		369
Total - VOTE BY MAIL		3294	1847	56.07 %	527	401	738		627	1031	934		1610
Contest Total		3294	2299	69.79 %	639	490	939		773	1258	1148		1979

1 CITY OF CORNING TREASURER					
					1
		Registered Voters	Voters Cast	Turnout (%)	LAURA CALKINS
0041380	Total	1110	781	70.36 %	654
0041400	Total	982	649	66.09 %	543
0051510	Total	1202	869	72.30 %	747
Total - ELECTION DAY		3294	452	13.72 %	359
Total - VOTE BY MAIL		3294	1847	56.07 %	1585
Contest Total		3294	2299	69.79 %	1944

<b>1 CITY OF RED BLUFF MEMBER OF CITY COUNCIL 2 CITY OF RED BLUFF MEMBER OF CITY COUNCIL- SHORT TERM 3 CITY OF RED BLUFF CITY CLERK</b>										
					1	1	1		2	3
		Registered Voters	Voters Cast	Turnout (%)	J.R. GONZALES	CLAY D. PARKER	CODY L. STROCK		JOHINNA RAY JONES	CASSIDY DEREGO
0012060	Total	1457	1071	73.51 %	527	492	341		743	797
0012080	Total	1086	885	81.49 %	456	492	241		611	661
0012210	Total	649	469	72.27 %	216	217	168		340	369
0022190	Total	1396	970	69.48 %	439	418	310		691	747
0022230	Total	1389	1002	72.14 %	512	444	342		698	764
0022240	Total	990	751	75.86 %	374	379	213		535	596
0032350	Total	744	489	65.73 %	217	239	154		360	372
Total - ELECTION DAY		7711	994	12.89 %	501	418	292		646	719
Total - VOTE BY MAIL		7711	4643	60.21 %	2240	2263	1477		3332	3587
Contest Total		7711	5637	73.10 %	2741	2681	1769		3978	4306

<b>1 CITY OF RED BLUFF TREASURER</b>					
		Registered Voters	Voters Cast	Turnout (%)	1 DONNA J "DJ" GORDY
0012060	Total	1457	1071	73.51 %	782
0012080	Total	1086	885	81.49 %	652
0012210	Total	649	469	72.27 %	361
0022190	Total	1396	970	69.48 %	731
0022230	Total	1389	1002	72.14 %	761
0022240	Total	990	751	75.86 %	594
0032350	Total	744	489	65.73 %	358
Total - ELECTION DAY		7711	994	12.89 %	717
Total - VOTE BY MAIL		7711	4643	60.21 %	3522
Contest Total		7711	5637	73.10 %	4239

**1 14 AUTHORIZES BONDS CONTINUING STEM CELL RESEARCH. INITIATIVE STATUTE. 2 15 INCREASES FUNDING SOURCES FOR PUBLIC SCHOOLS, COMMUNITY COLLEGES, AND LOCAL GOVERNMENT SERVICES BY CHANGING TAX ASSESSMENT... 3 16 ALLOWS DIVERSITY AS A FACTOR IN PUBLIC EMPLOYMENT, EDUCATION, AND CONTRACTING DECISIONS. LEGISLATIVE CONSTITUTIONAL AMEND...**

		Registered Voters	Voters Cast	Turnout (%)	1	1	2	2	3	3
					Yes	No	Yes	No	Yes	No
0010030	Total	1710	1440	84.21 %	327	1069	227	1189	163	1238
0010050	Total	1824	1472	80.70 %	373	1060	231	1225	167	1270
0010130	Total	1751	1537	87.78 %	351	1149	297	1224	175	1322
0012060	Total	1457	1071	73.51 %	403	612	337	691	210	796
0012080	Total	1086	885	81.49 %	279	571	241	627	150	700
0012210	Total	649	469	72.27 %	178	263	165	285	97	344
0020140	Total	1181	991	83.91 %	237	740	197	789	114	862
0020160	Total	309	238	77.02 %	61	169	49	185	29	201
0020170	Total	549	426	77.60 %	107	308	79	340	52	367
0020250	Total	750	637	84.93 %	137	483	96	525	64	559
0020255	Total	591	503	85.11 %	115	376	76	422	52	441
0022190	Total	1396	970	69.48 %	377	541	335	598	186	737
0022230	Total	1389	1002	72.14 %	373	582	299	664	175	776
0022240	Total	990	751	75.86 %	235	483	226	502	146	578
0030010	Total	589	503	85.40 %	131	350	101	389	71	412
0030015	Total	114	101	88.60 %	25	76	20	81	18	82
0030120	Total	2277	1953	85.77 %	577	1308	433	1476	243	1654
0030260	Total	1372	1113	81.12 %	366	702	272	809	183	879
0030270	Total	823	623	75.70 %	228	379	167	448	130	478
0030280	Total	1142	972	85.11 %	246	701	191	771	101	850
0030300	Total	738	597	80.89 %	153	426	136	447	96	486
0030320	Total	204	168	82.35 %	49	111	45	119	29	134
0030330	Total	114	101	88.60 %	23	76	34	67	16	84
0030340	Total	225	172	76.44 %	50	117	32	138	18	150
0032350	Total	744	489	65.73 %	185	287	178	304	116	353
0040180	Total	162	145	89.51 %	44	98	29	114	28	116
0040360	Total	1276	943	73.90 %	273	648	192	739	153	769
0040365	Total	22	17	77.27 %	4	13	1	16	3	14
0040420	Total	821	627	76.37 %	165	446	134	479	85	524
0040430	Total	176	162	92.05 %	30	128	14	146	14	145
0040480	Total	101	82	81.19 %	19	57	13	66	5	73
0040485	Total	867	580	66.90 %	219	344	201	365	117	441
0040490	Total	661	538	81.39 %	136	385	89	434	72	445
0040620	Total	154	132	85.71 %	29	100	23	106	16	113
0041380	Total	1110	781	70.36 %	261	476	232	525	181	559
0041400	Total	982	649	66.09 %	219	390	210	416	146	466
0050370	Total	289	246	85.12 %	59	178	50	194	51	190
0050450	Total	201	172	85.57 %	45	122	29	143	21	145
0050455	Total	48	39	81.25 %	4	35	6	33	9	30
0050530	Total	532	370	69.55 %	122	219	116	239	96	251
0050560	Total	1284	1008	78.50 %	356	617	282	697	185	791
0050580	Total	1504	1139	75.73 %	306	790	246	870	179	919
0050590	Total	1032	865	83.82 %	219	610	171	686	133	712
0050630	Total	380	309	81.32 %	78	219	65	239	47	254
0051510	Total	1202	869	72.30 %	257	558	235	598	167	640
0053610	Total	256	221	86.33 %	78	140	62	155	35	180

**1 14 AUTHORIZES BONDS CONTINUING STEM CELL RESEARCH. INITIATIVE STATUTE. 2 15 INCREASES FUNDING SOURCES FOR PUBLIC SCHOOLS, COMMUNITY COLLEGES, AND LOCAL GOVERNMENT SERVICES BY CHANGING TAX ASSESSMENT... 3 16 ALLOWS DIVERSITY AS A FACTOR IN PUBLIC EMPLOYMENT, EDUCATION, AND CONTRACTING DECISIONS. LEGISLATIVE CONSTITUTIONAL AMEND...**

				1	1		2	2		3	3
	Registered Voters	Voters Cast	Turnout (%)	Yes	No		Yes	No		Yes	No
Total - ELECTION DAY	37034	5200	14.04 %	1250	3741		915	4126		564	4436
Total - VOTE BY MAIL	37034	23878	64.48 %	7259	15771		5949	17449		3980	19094
Contest Total	37034	29078	78.52 %	8509	19512		6864	21575		4544	23530

**1 17 RESTORES RIGHT TO VOTE AFTER COMPLETION OF PRISON TERM. LEGISLATIVE CONSTITUTIONAL AMENDMENT. 2 18 AMENDS CALIFORNIA CONSTITUTION TO PERMIT 17-YEAR-OLDS TO VOTE IN PRIMARY AND SPECIAL ELECTIONS IF THEY WILL TURN 18 BY THE... 3 19 CHANGES CERTAIN PROPERTY TAX RULES. LEGISLATIVE CONSTITUTIONAL AMENDMENT.**

		Registered Voters	Voters Cast	Turnout (%)	1 Yes	1 No	2 Yes	2 No	3 Yes	3 No
0010030	Total	1710	1440	84.21 %	366	1048	167	1252	414	967
0010050	Total	1824	1472	80.70 %	375	1076	218	1233	475	964
0010130	Total	1751	1537	87.78 %	360	1153	245	1272	491	1001
0012060	Total	1457	1071	73.51 %	435	594	255	769	429	567
0012080	Total	1086	885	81.49 %	308	544	168	689	307	525
0012210	Total	649	469	72.27 %	183	263	131	315	195	242
0020140	Total	1181	991	83.91 %	238	747	127	857	283	681
0020160	Total	309	238	77.02 %	69	161	41	193	82	150
0020170	Total	549	426	77.60 %	104	313	51	370	120	295
0020250	Total	750	637	84.93 %	143	483	69	559	179	443
0020255	Total	591	503	85.11 %	82	411	53	440	147	337
0022190	Total	1396	970	69.48 %	416	517	259	673	402	510
0022230	Total	1389	1002	72.14 %	379	575	234	724	424	517
0022240	Total	990	751	75.86 %	255	467	186	542	281	438
0030010	Total	589	503	85.40 %	146	343	84	404	188	293
0030015	Total	114	101	88.60 %	21	79	16	85	21	75
0030120	Total	2277	1953	85.77 %	560	1345	320	1600	722	1154
0030260	Total	1372	1113	81.12 %	343	741	209	875	382	673
0030270	Total	823	623	75.70 %	217	395	138	478	244	361
0030280	Total	1142	972	85.11 %	241	713	149	813	290	659
0030300	Total	738	597	80.89 %	204	381	107	478	196	376
0030320	Total	204	168	82.35 %	62	102	35	130	59	104
0030330	Total	114	101	88.60 %	33	68	23	78	36	63
0030340	Total	225	172	76.44 %	58	108	27	143	57	109
0032350	Total	744	489	65.73 %	185	288	120	351	213	254
0040180	Total	162	145	89.51 %	51	94	27	118	48	92
0040360	Total	1276	943	73.90 %	314	612	179	743	331	577
0040365	Total	22	17	77.27 %	4	13	2	15	4	13
0040420	Total	821	627	76.37 %	190	426	122	494	201	400
0040430	Total	176	162	92.05 %	33	125	18	142	38	124
0040480	Total	101	82	81.19 %	23	55	10	70	19	59
0040485	Total	867	580	66.90 %	277	290	173	394	263	293
0040490	Total	661	538	81.39 %	145	381	63	461	166	350
0040620	Total	154	132	85.71 %	23	109	18	114	31	97
0041380	Total	1110	781	70.36 %	309	438	193	556	302	435
0041400	Total	982	649	66.09 %	263	357	178	444	268	340
0050370	Total	289	246	85.12 %	75	169	49	195	66	170
0050450	Total	201	172	85.57 %	39	130	22	149	55	111
0050455	Total	48	39	81.25 %	10	29	6	33	12	24
0050530	Total	532	370	69.55 %	144	212	89	268	134	217
0050560	Total	1284	1008	78.50 %	396	591	222	759	382	577
0050580	Total	1504	1139	75.73 %	373	737	198	911	360	733
0050590	Total	1032	865	83.82 %	254	599	146	706	282	548
0050630	Total	380	309	81.32 %	92	213	50	253	99	193
0051510	Total	1202	869	72.30 %	279	538	178	643	295	511
0053610	Total	256	221	86.33 %	74	145	36	181	78	138
Total - ELECTION DAY		37034	5200	14.04 %	1257	3771	728	4309	1551	3396



**1 17 RESTORES RIGHT TO VOTE AFTER COMPLETION OF PRISON TERM. LEGISLATIVE CONSTITUTIONAL AMENDMENT. 2 18 AMENDS CALIFORNIA CONSTITUTION TO PERMIT 17-YEAR-OLDS TO VOTE IN PRIMARY AND SPECIAL ELECTIONS IF THEY WILL TURN 18 BY THE... 3 19 CHANGES CERTAIN PROPERTY TAX RULES. LEGISLATIVE CONSTITUTIONAL AMENDMENT.**

				1	1		2	2		3	3
	Registered Voters	Voters Cast	Turnout (%)	Yes	No		Yes	No		Yes	No
Total - VOTE BY MAIL	37034	23878	64.48 %	7894	15407		4683	18663		8520	14364
Contest Total	37034	29078	78.52 %	9151	19178		5411	22972		10071	17760

**1 20 RESTRICTS PAROLE FOR NON-VIOLENT OFFENDERS. AUTHORIZES FELON Y SENTENCES FOR CERTAIN OFFENSES CURRENTLY TREATED ONLY AS MI... 2 21 EXPANDS LOCAL GOVERNMENTS' AUTHORITY TO ENACT RENT CONTROL ON RESIDENTIAL PROPERTY. INITIATIVE STATUTE. 3 22 EXEMPTS APP-BASED TRANSPORTATION AND DELIVERY COMPANIES FROM PROVIDING EMPLOYEE BENEFITS TO CERTAIN DRIVERS. INITIATIVE ST...**

					1	1			2	2			3	3
					Yes	No			Yes	No			Yes	No
		Registered Voters	Voters Cast	Turnout (%)										
0010030	Total	1710	1440	84.21 %	731	658		174	1223		1013	387		
0010050	Total	1824	1472	80.70 %	756	674		182	1255		1014	420		
0010130	Total	1751	1537	87.78 %	802	676		192	1311		1128	369		
0012060	Total	1457	1071	73.51 %	493	513		251	764		655	367		
0012080	Total	1086	885	81.49 %	416	423		175	676		566	289		
0012210	Total	649	469	72.27 %	191	253		117	325		277	169		
0020140	Total	1181	991	83.91 %	520	454		134	839		695	280		
0020160	Total	309	238	77.02 %	106	121		34	193		158	74		
0020170	Total	549	426	77.60 %	212	200		63	352		319	97		
0020250	Total	750	637	84.93 %	326	295		60	560		459	164		
0020255	Total	591	503	85.11 %	276	211		61	430		374	115		
0022190	Total	1396	970	69.48 %	437	480		259	664		580	344		
0022230	Total	1389	1002	72.14 %	458	484		209	742		637	320		
0022240	Total	990	751	75.86 %	333	384		184	539		464	254		
0030010	Total	589	503	85.40 %	251	228		93	386		349	133		
0030015	Total	114	101	88.60 %	59	33		9	86		73	25		
0030120	Total	2277	1953	85.77 %	1000	861		301	1570		1380	489		
0030260	Total	1372	1113	81.12 %	559	495		207	864		724	350		
0030270	Total	823	623	75.70 %	312	284		114	487		418	189		
0030280	Total	1142	972	85.11 %	478	462		135	815		680	276		
0030300	Total	738	597	80.89 %	310	261		110	472		401	179		
0030320	Total	204	168	82.35 %	64	96		23	138		104	58		
0030330	Total	114	101	88.60 %	46	49		21	80		70	29		
0030340	Total	225	172	76.44 %	76	88		28	141		115	54		
0032350	Total	744	489	65.73 %	251	214		121	347		308	163		
0040180	Total	162	145	89.51 %	65	78		19	122		104	37		
0040360	Total	1276	943	73.90 %	435	471		136	781		619	296		
0040365	Total	22	17	77.27 %	9	8		1	16		10	6		
0040420	Total	821	627	76.37 %	320	281		120	483		419	191		
0040430	Total	176	162	92.05 %	86	72		17	140		128	32		
0040480	Total	101	82	81.19 %	43	35		9	68		49	28		
0040485	Total	867	580	66.90 %	265	294		147	414		342	222		
0040490	Total	661	538	81.39 %	247	268		91	425		372	151		
0040620	Total	154	132	85.71 %	75	53		18	111		107	25		
0041380	Total	1110	781	70.36 %	345	389		193	553		482	271		
0041400	Total	982	649	66.09 %	277	328		174	441		367	249		
0050370	Total	289	246	85.12 %	108	129		42	199		159	82		
0050450	Total	201	172	85.57 %	104	59		14	151		137	29		
0050455	Total	48	39	81.25 %	23	16		6	33		26	13		
0050530	Total	532	370	69.55 %	148	202		78	273		242	113		
0050560	Total	1284	1008	78.50 %	432	523		216	764		606	373		
0050580	Total	1504	1139	75.73 %	520	570		208	902		768	339		
0050590	Total	1032	865	83.82 %	406	426		135	707		592	250		
0050630	Total	380	309	81.32 %	143	157		48	252		198	104		
0051510	Total	1202	869	72.30 %	399	408		161	655		533	284		
0053610	Total	256	221	86.33 %	85	131		49	168		144	72		

**1 20 RESTRICTS PAROLE FOR NON-VIOLENT OFFENDERS. AUTHORIZES FELON Y SENTENCES FOR CERTAIN OFFENSES CURRENTLY TREATED ONLY AS MI... 2 21 EXPANDS LOCAL GOVERNMENTS' AUTHORITY TO ENACT RENT CONTROL ON RESIDENTIAL PROPERTY. INITIATIVE STATUTE. 3 22 EXEMPTS APP-BASED TRANSPORTATION AND DELIVERY COMPANIES FROM PROVIDING EMPLOYEE BENEFITS TO CERTAIN DRIVERS. INITIATIVE ST...**

				1	1		2	2		3	3
	Registered Voters	Voters Cast	Turnout (%)	Yes	No		Yes	No		Yes	No
Total - ELECTION DAY	37034	5200	14.04 %	2631	2317		725	4255		3512	1489
Total - VOTE BY MAIL	37034	23878	64.48 %	11367	11478		4414	18662		15853	7272
Contest Total	37034	29078	78.52 %	13998	13795		5139	22917		19365	8761

**1 23 ESTABLISHES STATE REQUIREMENTS FOR KIDNEY DIALYSIS CLINICS. REQUIRES ON-SITE MEDICAL PROFESSIONAL. INITIATIVE STATUTE. 2 24 AMENDS CONSUMER PRIVACY LAWS. INITIATIVE STATUTE. 3 25 REFERENDUM ON LAW THAT REPLACED MONEY BAIL WITH SYSTEM BASED ON PUBLIC SAFETY AND FLIGHT RISK.**

		Registered Voters	Voters Cast	Turnout (%)	1 Yes	1 No	2 Yes	2 No	3 Yes	3 No
0010030	Total	1710	1440	84.21 %	233	1174	489	906	253	1145
0010050	Total	1824	1472	80.70 %	259	1184	549	885	272	1157
0010130	Total	1751	1537	87.78 %	222	1280	521	959	271	1212
0012060	Total	1457	1071	73.51 %	300	722	500	505	299	705
0012080	Total	1086	885	81.49 %	184	663	363	476	223	618
0012210	Total	649	469	72.27 %	116	330	210	228	141	299
0020140	Total	1181	991	83.91 %	182	797	347	620	181	793
0020160	Total	309	238	77.02 %	46	187	94	133	45	180
0020170	Total	549	426	77.60 %	79	338	156	252	86	320
0020250	Total	750	637	84.93 %	73	554	163	457	100	520
0020255	Total	591	503	85.11 %	74	416	165	322	71	417
0022190	Total	1396	970	69.48 %	260	665	473	451	272	644
0022230	Total	1389	1002	72.14 %	208	743	459	490	270	676
0022240	Total	990	751	75.86 %	187	536	307	409	177	539
0030010	Total	589	503	85.40 %	103	382	194	281	96	379
0030015	Total	114	101	88.60 %	10	87	38	61	16	83
0030120	Total	2277	1953	85.77 %	370	1518	801	1063	416	1454
0030260	Total	1372	1113	81.12 %	229	846	424	628	235	824
0030270	Total	823	623	75.70 %	135	478	265	341	159	447
0030280	Total	1142	972	85.11 %	178	778	344	598	196	748
0030300	Total	738	597	80.89 %	114	464	247	330	148	432
0030320	Total	204	168	82.35 %	33	131	64	98	53	109
0030330	Total	114	101	88.60 %	21	78	25	74	28	69
0030340	Total	225	172	76.44 %	31	137	72	93	36	130
0032350	Total	744	489	65.73 %	133	339	257	208	124	339
0040180	Total	162	145	89.51 %	21	119	54	87	50	93
0040360	Total	1276	943	73.90 %	208	708	388	523	205	705
0040365	Total	22	17	77.27 %	2	15	7	10	4	13
0040420	Total	821	627	76.37 %	135	477	236	369	142	465
0040430	Total	176	162	92.05 %	24	132	55	102	23	134
0040480	Total	101	82	81.19 %	19	59	31	47	18	58
0040485	Total	867	580	66.90 %	165	398	310	253	184	376
0040490	Total	661	538	81.39 %	93	431	194	326	94	420
0040620	Total	154	132	85.71 %	13	114	37	94	12	117
0041380	Total	1110	781	70.36 %	215	539	351	394	195	532
0041400	Total	982	649	66.09 %	181	436	321	291	192	405
0050370	Total	289	246	85.12 %	41	193	85	154	53	187
0050450	Total	201	172	85.57 %	22	145	56	107	23	142
0050455	Total	48	39	81.25 %	8	31	14	25	7	32
0050530	Total	532	370	69.55 %	111	240	168	180	98	250
0050560	Total	1284	1008	78.50 %	254	726	464	502	266	705
0050580	Total	1504	1139	75.73 %	240	874	429	666	237	860
0050590	Total	1032	865	83.82 %	159	684	313	515	169	665
0050630	Total	380	309	81.32 %	57	245	123	174	68	230
0051510	Total	1202	869	72.30 %	203	622	350	451	207	598
0053610	Total	256	221	86.33 %	57	162	119	96	63	154
Total - ELECTION DAY		37034	5200	14.04 %	976	4022	1725	3206	812	4139
Total - VOTE BY MAIL		37034	23878	64.48 %	5032	18155	9907	13028	5666	17241

**1 23 ESTABLISHES STATE REQUIREMENTS FOR KIDNEY DIALYSIS CLINICS. REQUIRES ON-SITE MEDICAL PROFESSIONAL. INITIATIVE STATUTE. 2 24 AMENDS CONSUMER PRIVACY LAWS. INITIATIVE STATUTE. 3 25 REFERENDUM ON LAW THAT REPLACED MONEY BAIL WITH SYSTEM BASED ON PUBLIC SAFETY AND FLIGHT RISK.**

					1	1		2	2		3	3
	Registered Voters	Voters Cast	Turnout (%)		Yes	No		Yes	No		Yes	No
Contest Total	37034	29078	78.52 %		6008	22177		11632	16234		6478	21380

## Tehama County Statement of All Votes Cast Consolidated General Election -Tuesday, November 3, 2020

Precinct	Registered Voters	Voters Cast	% Turnout
<b>Countywide</b>			
<b>Electionwide</b>			
0010030	1,710	1,440	84.21%
0010050	1,824	1,472	80.70%
0010130	1,751	1,537	87.78%
0012060	1,457	1,071	73.51%
0012080	1,086	885	81.49%
0012210	649	469	72.27%
0020140	1,181	991	83.91%
0020160	309	238	77.02%
0020170	549	426	77.60%
0020250	750	637	84.93%
0020255	591	503	85.11%
0022190	1,396	970	69.48%
0022230	1,389	1,002	72.14%
0022240	990	751	75.86%
0030010	589	503	85.40%
0030015	114	101	88.60%
0030120	2,277	1,953	85.77%
0030260	1,372	1,113	81.12%
0030270	823	623	75.70%
0030280	1,142	972	85.11%
0030300	738	597	80.89%
0030320	204	168	82.35%
0030330	114	101	88.60%
0030340	225	172	76.44%
0032350	744	489	65.73%
0040180	162	145	89.51%
0040360	1,276	943	73.90%
0040365	22	17	77.27%
0040420	821	627	76.37%
0040430	176	162	92.05%

Precinct	Registered Voters	Voters Cast	% Turnout
0040480	101	82	81.19%
0040485	867	580	66.90%
0040490	661	538	81.39%
0040620	154	132	85.71%
0041380	1,110	781	70.36%
0041400	982	649	66.09%
0050370	289	246	85.12%
0050450	201	172	85.57%
0050455	48	39	81.25%
0050530	532	370	69.55%
0050560	1,284	1,008	78.50%
0050580	1,504	1,139	75.73%
0050590	1,032	865	83.82%
0050630	380	309	81.32%
0051510	1,202	869	72.30%
0053610	256	221	86.33%
Electionwide - Total	37,034	29,078	78.52%

**Cumulative**

Cumulative	0	0	N/A
Cumulative - Total	0	0	N/A
Countywide - Total	37,034	29,078	78.52%

**UNIFIED SCHOOL DISTRICT**

**UNIFIED SCHOOL/LOS MOLINOS/ENTIRE**

0040620	4	128	3200.00%
0050560	1,284	1,008	78.50%
0050630	380	309	81.32%
0053610	256	221	86.33%
UNIFIED SCHOOL/LOS MOLINOS/ENTIRE - Total	1,924	1,666	86.59%

**UNIFIED SCHOOL/ORLAND**

0050455	48	39	81.25%
---------	----	----	--------

Precinct	Registered Voters	Voters Cast	% Turnout
UNIFIED SCHOOL/ORLAND - Total	48	39	81.25%

**Unincorporated**

0010030	1,710	1,440	84.21%
0010050	1,824	1,472	80.70%
0010130	1,751	1,537	87.78%
0012060	1,457	1,071	73.51%
0012080	1,086	885	81.49%
0012210	649	469	72.27%
0020140	1,181	991	83.91%
0020160	309	238	77.02%
0020170	549	426	77.60%
0020250	750	637	84.93%
0020255	591	503	85.11%
0022190	1,396	970	69.48%
0022230	1,389	1,002	72.14%
0022240	990	751	75.86%
0030010	589	503	85.40%
0030015	114	101	88.60%
0030120	2,277	1,953	85.77%
0030260	1,372	1,113	81.12%
0030270	823	623	75.70%
0030280	1,142	972	85.11%
0030300	738	597	80.89%
0030320	204	168	82.35%
0030330	114	101	88.60%
0030340	225	172	76.44%
0032350	744	489	65.73%
0040180	162	145	89.51%
0040360	1,276	943	73.90%
0040365	22	17	77.27%
0040420	821	627	76.37%
0040430	176	162	92.05%
0040480	101	82	81.19%
0040485	867	580	66.90%
0040490	661	538	81.39%



Precinct	Registered Voters	Voters Cast	% Turnout
0040620	150	4	2.67%
0041380	1,110	781	70.36%
0041400	982	649	66.09%
0050370	289	246	85.12%
0050450	201	172	85.57%
0050530	532	370	69.55%
0050580	1,504	1,139	75.73%
0050590	1,032	865	83.82%
0051510	1,202	869	72.30%
Unincorporated - Total	35,062	27,373	78.07%
<b>Cumulative</b>			
Cumulative	0	0	N/A
Cumulative - Total	0	0	N/A
UNIFIED SCHOOL DISTRICT - Total	37,034	29,078	78.52%

# President and Vice President (Vote for 1)

\*\*\*\* - Insufficient Turnout to Protect Voter Privacy

Precinct	Times Cast	Registered Voters	Precinct	JOE BIDEN / KAMALA HARRIS	DONALD J. TRUMP/MICHAEL R.PENCE
<b>Countywide</b>			<b>Countywide</b>		
<b>Electionwide</b>			<b>Electionwide</b>		
0010030	1,440	1,710	0010030	321	1,078
0010050	1,472	1,824	0010050	326	1,108
0010130	1,537	1,751	0010130	431	1,061
0012060	1,071	1,457	0012060	411	607
0012080	885	1,086	0012080	312	551
0012210	469	649	0012210	200	247
0020140	991	1,181	0020140	247	716
0020160	238	309	0020160	58	175
0020170	426	549	0020170	120	295
0020250	637	750	0020250	119	492
0020255	503	591	0020255	97	390
0022190	970	1,396	0022190	379	551
0022230	1,002	1,389	0022230	330	606
0022240	751	990	0022240	247	471
0030010	503	589	0030010	137	355
0030015	101	114	0030015	23	72
0030120	1,953	2,277	0030120	526	1,351
0030260	1,113	1,372	0030260	369	707
0030270	623	823	0030270	223	379
0030280	972	1,142	0030280	246	698
0030300	597	738	0030300	172	407
0030320	168	204	0030320	50	109
0030330	101	114	0030330	42	55
0030340	172	225	0030340	48	115
0032350	489	744	0032350	172	292
0040180	145	162	0040180	46	97
0040360	943	1,276	0040360	299	622
0040365	17	22	0040365	4	13

Precinct	GLORIA LA RIVA/SUNIL FREEMAN	ROQUE "ROCKY" DE LA FUENTE GUERRA/KANYE OMARI WEST	HOWIE HAWKINS/ANGELA NICOLE WALKER	JO JORGENSEN/JERE MY "SPIKE" COHEN	Total Votes	BRIAN CARROLL Qualified Write In	MARK CHARLES Qualified Write In
<b>Countywide</b>							
<b>Electionwide</b>							
0010030	0	5	5	19	1,428	0	0
0010050	1	1	4	19	1,459	0	0
0010130	2	1	2	17	1,514	0	0
0012060	7	6	3	19	1,053	0	0
0012080	1	1	0	9	874	0	0
0012210	3	2	0	7	459	0	0
0020140	1	3	2	13	982	0	0
0020160	0	0	0	2	235	0	0
0020170	2	1	1	6	425	0	0
0020250	0	4	4	10	629	0	0
0020255	1	0	1	11	500	0	0
0022190	0	5	4	17	958	2	0
0022230	4	6	7	33	987	0	1
0022240	4	5	3	10	742	2	0
0030010	0	2	0	1	495	0	0
0030015	0	0	2	1	98	0	0
0030120	2	7	4	39	1,929	0	0
0030260	1	5	1	18	1,101	0	0
0030270	1	3	2	7	615	0	0
0030280	1	2	1	16	964	0	0
0030300	1	1	1	10	592	0	0
0030320	0	0	3	3	165	0	0
0030330	0	0	1	0	98	0	0
0030340	0	1	1	6	171	0	0
0032350	3	3	6	5	481	0	0
0040180	1	0	0	0	144	0	0
0040360	3	3	1	8	936	0	0
0040365	0	0	0	0	17	0	0

Precinct	JOSEPH KISHORE Qualified Write In	BROCK PIERCE Qualified Write In	JESSE VENTURA Qualified Write In
<b>Countywide</b>			
<b>Electionwide</b>			
0010030	0	0	0
0010050	0	0	0
0010130	0	0	0
0012060	0	0	0
0012080	0	0	0
0012210	0	0	0
0020140	0	0	0
0020160	0	0	0
0020170	0	0	0
0020250	0	0	0
0020255	0	0	0
0022190	0	0	0
0022230	0	0	0
0022240	0	0	0
0030010	0	0	0
0030015	0	0	0
0030120	0	0	0
0030260	0	0	0
0030270	0	0	0
0030280	0	0	0
0030300	0	0	0
0030320	0	0	0
0030330	0	0	0
0030340	0	0	0
0032350	0	0	0
0040180	0	0	0
0040360	0	0	0
0040365	0	0	0

Precinct	Times Cast	Registered Voters
0040420	627	821
0040430	162	176
0040480	82	101
0040485	580	867
0040490	538	661
0040620	132	154
0041380	781	1,110
0041400	649	982
0050370	246	289
0050450	172	201
0050455	39	48
0050530	370	532
0050560	1,008	1,284
0050580	1,139	1,504
0050590	865	1,032
0050630	309	380
0051510	869	1,202
0053610	221	256
Electionwide - Total		
29,078 37,034		
<b>Cumulative</b>		
Cumulative - Total	0	0
Countywide - Total	0	0
29,078	37,034	
<b>UNIFIED SCHOOL DISTRICT</b>		
<b>UNIFIED SCHOOL/LOS</b>		
<b>MOLINOS/ENTIRE</b>		
0040620	128	4
0050560	1,008	1,284
0050630	309	380
0053610	221	256
UNIFIED SCHOOL/LOS		
MOLINOS/ENTIRE - Total		
1,666 1,924		

Precinct	JOE BIDEN / KAMALA HARRIS	DONALD J. TRUMP/MICHAEL R.PENCE
0040420	181	426
0040430	32	127
0040480	14	65
0040485	248	305
0040490	140	380
0040620	20	110
0041380	310	432
0041400	276	348
0050370	79	160
0050450	34	133
0050455	10	29
0050530	151	203
0050560	365	614
0050580	369	737
0050590	225	609
0050630	88	211
0051510	331	502
0053610	83	130
Electionwide - Total		
8,911 19,141		
<b>Cumulative</b>		
Cumulative - Total	0	0
Countywide - Total	8,911	19,141
<b>UNIFIED SCHOOL DISTRICT</b>		
<b>UNIFIED SCHOOL/LOS</b>		
<b>MOLINOS/ENTIRE</b>		
0040620	17	109
0050560	365	614
0050630	88	211
0053610	83	130
UNIFIED SCHOOL/LOS		
MOLINOS/ENTIRE - Total		
553 1,064		

Precinct	GLORIA LA RIVA/SUNIL FREEMAN	ROQUE "ROCKY" DE LA FUENTE GUERRA/KANYE OMARI WEST	HOWIE HAWKINS/ANGELA NICOLE WALKER	JO JORGENSEN/JEREMY "SPIKE" COHEN	Total Votes	BRIAN CARROLL Qualified Write In	MARK CHARLES Qualified Write In
0040420	2	3	2	5	619	0	0
0040430	0	0	0	2	161	0	0
0040480	0	0	0	2	81	0	0
0040485	2	4	6	6	572	0	1
0040490	2	1	1	5	529	0	0
0040620	0	0	0	2	132	0	0
0041380	4	5	4	12	767	0	0
0041400	5	5	3	5	642	0	0
0050370	0	1	1	4	245	0	0
0050450	0	0	0	1	168	0	0
0050455	0	0	0	0	39	0	0
0050530	1	2	2	6	365	0	0
0050560	3	5	5	10	1,002	0	0
0050580	2	5	2	9	1,125	1	0
0050590	2	5	1	13	856	1	0
0050630	0	1	1	4	306	1	0
0051510	2	6	2	7	850	0	0
0053610	1	1	1	4	221	0	0
Electionwide - Total	65	111	90	403	28,731	7	2
<b>Cumulative</b>							
Cumulative	0	0	0	0	0	0	0
Cumulative - Total	0	0	0	0	0	0	0
Countywide - Total	65	111	90	403	28,731	7	2
<b>UNIFIED SCHOOL DISTRICT</b>							
<b>UNIFIED SCHOOL/LOS MOLINOS/ENTIRE</b>							
0040620	0	0	0	2	128	0	0
0050560	3	5	5	10	1,002	0	0
0050630	0	1	1	4	306	1	0
0053610	1	1	1	4	221	0	0
UNIFIED SCHOOL/LOS MOLINOS/ENTIRE - Total	4	7	7	20	1,657	1	0

Precinct	JOSEPH KISHORE Qualified Write In	BROCK PIERCE Qualified Write In	JESSE VENTURA Qualified Write In
0040420	0	0	0
0040430	0	0	0
0040480	0	0	0
0040485	0	0	0
0040490	0	0	0
0040620	0	0	0
0041380	0	0	0
0041400	0	0	0
0050370	0	0	0
0050450	0	0	0
0050455	0	0	0
0050530	0	0	0
0050560	0	0	0
0050580	0	0	0
0050590	0	0	0
0050630	0	0	0
0051510	0	0	0
0053610	0	0	1
Electionwide - Total			
Cumulative	0	0	1
Countywide - Total			
Cumulative - Total	0	0	0
UNIFIED SCHOOL DISTRICT			
UNIFIED SCHOOL/LOS			
MOLINOS/ENTIRE			
0040620	0	0	0
0050560	0	0	0
0050630	0	0	0
0053610	0	0	1
UNIFIED SCHOOL/LOS			
MOLINOS/ENTIRE - Total			
Cumulative	0	0	1

Precinct	Times Cast	Registered Voters	Precinct	JOE BIDEN / KAMALA HARRIS	DONALD J. TRUMP/MICHAEL R.PENCE
<b>UNIFIED SCHOOL/ORLAND</b>					
0050455	39	48	0050455	10	29
UNIFIED SCHOOL/ORLAND - Total					
	39	48		10	29
<b>Unincorporated</b>					
0010030	1,440	1,710	0010030	321	1,078
0010050	1,472	1,824	0010050	326	1,108
0010130	1,537	1,751	0010130	431	1,061
0012060	1,071	1,457	0012060	411	607
0012080	885	1,086	0012080	312	551
0012210	469	649	0012210	200	247
0020140	991	1,181	0020140	247	716
0020160	238	309	0020160	58	175
0020170	426	549	0020170	120	295
0020250	637	750	0020250	119	492
0020255	503	591	0020255	97	390
0022190	970	1,396	0022190	379	551
0022230	1,002	1,389	0022230	330	606
0022240	751	990	0022240	247	471
0030010	503	589	0030010	137	355
0030015	101	114	0030015	23	72
0030120	1,953	2,277	0030120	526	1,351
0030260	1,113	1,372	0030260	369	707
0030270	623	823	0030270	223	379
0030280	972	1,142	0030280	246	698
0030300	597	738	0030300	172	407
0030320	168	204	0030320	50	109
0030330	101	114	0030330	42	55
0030340	172	225	0030340	48	115
0032350	489	744	0032350	172	292
0040180	145	162	0040180	46	97
0040360	943	1,276	0040360	299	622
0040365	17	22	0040365	4	13



Precinct	GLORIA LA RIVA/SUNIL FREEMAN	ROQUE "ROCKY" DE LA FUENTE GUERRA/KANYE OMARI WEST	HOWIE HAWKINS/ANGELA NICOLE WALKER	JO JORGENSEN/JEREMY "SPIKE" COHEN	Total Votes	BRIAN CARROLL Qualified Write In	MARK CHARLES Qualified Write In
<b>UNIFIED SCHOOL/ORLAND</b>							
0050455	0	0	0	0	39	0	0
UNIFIED SCHOOL/ORLAND - Total	0	0	0	0	39	0	0
<b>Unincorporated</b>							
0010030	0	5	5	19	1,428	0	0
0010050	1	1	4	19	1,459	0	0
0010130	2	1	2	17	1,514	0	0
0012060	7	6	3	19	1,053	0	0
0012080	1	1	0	9	874	0	0
0012210	3	2	0	7	459	0	0
0020140	1	3	2	13	982	0	0
0020160	0	0	0	2	235	0	0
0020170	2	1	1	6	425	0	0
0020250	0	4	4	10	629	0	0
0020255	1	0	1	11	500	0	0
0022190	0	5	4	17	958	2	0
0022230	4	6	7	33	987	0	1
0022240	4	5	3	10	742	2	0
0030010	0	2	0	1	495	0	0
0030015	0	0	2	1	98	0	0
0030120	2	7	4	39	1,929	0	0
0030260	1	5	1	18	1,101	0	0
0030270	1	3	2	7	615	0	0
0030280	1	2	1	16	964	0	0
0030300	1	1	1	10	592	0	0
0030320	0	0	3	3	165	0	0
0030330	0	0	1	0	98	0	0
0030340	0	1	1	6	171	0	0
0032350	3	3	6	5	481	0	0
0040180	1	0	0	0	144	0	0
0040360	3	3	1	8	936	0	0
0040365	0	0	0	0	17	0	0

Precinct	UNIFIED SCHOOL/ORLAND	JOSEPH KISHORE Qualified Write In	BROCK PIERCE Qualified Write In	JESSE VENTURA Qualified Write In
0050455	UNIFIED SCHOOL/ORLAND -	0	0	0
	Total	0	0	0
<b>Unincorporated</b>				
0010030		0	0	0
0010050		0	0	0
0010130		0	0	0
0012060		0	0	0
0012080		0	0	0
0012210		0	0	0
0020140		0	0	0
0020160		0	0	0
0020170		0	0	0
0020250		0	0	0
0020255		0	0	0
0022190		0	0	0
0022230		0	0	0
0022240		0	0	0
0030010		0	0	0
0030015		0	0	0
0030120		0	0	0
0030260		0	0	0
0030270		0	0	0
0030280		0	0	0
0030300		0	0	0
0030320		0	0	0
0030330		0	0	0
0030340		0	0	0
0032350		0	0	0
0040180		0	0	0
0040360		0	0	0
0040365		0	0	0

Precinct	Times Cast	Registered Voters
0040420	627	821
0040430	162	176
0040480	82	101
0040485	580	867
0040490	538	661
0040620	4	150
0041380	781	1,110
0041400	649	982
0050370	246	289
0050450	172	201
0050530	370	532
0050580	1,139	1,504
0050590	865	1,032
0051510	869	1,202
Unincorporated - Total	27,373	35,062
<b>Cumulative</b>		
Cumulative	0	0
Cumulative - Total	0	0
UNIFIED SCHOOL DISTRICT - Total	29,078	37,034

Precinct	JOE BIDEN / KAMALA HARRIS	DONALD J. TRUMP/MICHAEL R.PENCE
0040420	181	426
0040430	32	127
0040480	14	65
0040485	248	305
0040490	140	380
0040620	****	****
0041380	310	432
0041400	276	348
0050370	79	160
0050450	34	133
0050530	151	203
0050580	369	737
0050590	225	609
0051510	331	502
Unincorporated - Total	8,348	18,048
<b>Cumulative</b>		
Cumulative	0	0
Cumulative - Total	0	0
UNIFIED SCHOOL DISTRICT - Total	8,911	19,141

Precinct	GLORIA LA RIVA/SUNIL FREEMAN	ROQUE "ROCKY" DE LA FUENTE GUERRA/KANYE OMARI WEST	HOWIE HAWKINS/ANGELA NICOLE WALKER	JO JORGENSEN/JEREMY "SPIKE" COHEN	Total Votes	BRIAN CARROLL Qualified Write In	MARK CHARLES Qualified Write In
0040420	2	3	2	5	619	0	0
0040430	0	0	0	2	161	0	0
0040480	0	0	0	2	81	0	0
0040485	2	4	6	6	572	0	1
0040490	2	1	1	5	529	0	0
0040620	****	****	****	****	****	****	****
0041380	4	5	4	12	767	0	0
0041400	5	5	3	5	642	0	0
0050370	0	1	1	4	245	0	0
0050450	0	0	0	1	168	0	0
0050530	1	2	2	6	365	0	0
0050580	2	5	2	9	1,125	1	0
0050590	2	5	1	13	856	1	0
0051510	2	6	2	7	850	0	0
Unincorporated - Total	61	104	83	383	27,035	6	2
<b>Cumulative</b>							
Cumulative	0	0	0	0	0	0	0
Cumulative - Total	0	0	0	0	0	0	0
UNIFIED SCHOOL DISTRICT - Total	65	111	90	403	28,731	7	2

Precinct	JOSEPH KISHORE Qualified Write In	BROCK PIERCE Qualified Write In	JESSE VENTURA Qualified Write In
0040420	0	0	0
0040430	0	0	0
0040480	0	0	0
0040485	0	0	0
0040490	0	0	0
0040620	****	****	****
0041380	0	0	0
0041400	0	0	0
0050370	0	0	0
0050450	0	0	0
0050530	0	0	0
0050580	0	0	0
0050590	0	0	0
0051510	0	0	0
Unincorporated - Total	0	0	0
<b>Cumulative</b>			
Cumulative	0	0	0
Cumulative - Total	0	0	0
UNIFIED SCHOOL DISTRICT - Total	0	0	1

# US REPRESENTATIVE 1ST DISTRICT (Vote for 1)

\*\*\*\* - Insufficient Turnout to Protect Voter Privacy

Precinct	Times Cast	Registered Voters
<b>Countywide</b>		
<b>Electionwide</b>		
0010030	1,440	1,710
0010050	1,472	1,824
0010130	1,537	1,751
0012060	1,071	1,457
0012080	885	1,086
0012210	469	649
0020140	991	1,181
0020160	238	309
0020170	426	549
0020250	637	750
0020255	503	591
0022190	970	1,396
0022230	1,002	1,389
0022240	751	990
0030010	503	589
0030015	101	114
0030120	1,953	2,277
0030260	1,113	1,372
0030270	623	823
0030280	972	1,142
0030300	597	738
0030320	168	204
0030330	101	114
0030340	172	225
0032350	489	744
0040180	145	162
0040360	943	1,276
0040365	17	22

Precinct	DOUG LA MALFA (REP)	AUDREY DENNEY (DEM)
<b>Countywide</b>		
<b>Electionwide</b>		
0010030	1,071	355
0010050	1,116	332
0010130	1,077	438
0012060	598	452
0012080	550	323
0012210	243	211
0020140	712	264
0020160	162	68
0020170	291	128
0020250	502	126
0020255	394	103
0022190	520	424
0022230	585	391
0022240	467	268
0030010	348	145
0030015	69	30
0030120	1,368	543
0030260	710	376
0030270	387	229
0030280	688	275
0030300	399	193
0030320	109	58
0030330	59	42
0030340	116	53
0032350	281	194
0040180	95	49
0040360	617	315
0040365	12	4

Precinct	Total Votes
<b>Countywide</b>	
<b>Electionwide</b>	
0010030	1,426
0010050	1,448
0010130	1,515
0012060	1,050
0012080	873
0012210	454
0020140	976
0020160	230
0020170	419
0020250	628
0020255	497
0022190	944
0022230	976
0022240	735
0030010	493
0030015	99
0030120	1,911
0030260	1,086
0030270	616
0030280	963
0030300	592
0030320	167
0030330	101
0030340	169
0032350	475
0040180	144
0040360	932
0040365	16

Precinct	Times Cast	Registered Voters
0040420	627	821
0040430	162	176
0040480	82	101
0040485	580	867
0040490	538	661
0040620	132	154
0041380	781	1,110
0041400	649	982
0050370	246	289
0050450	172	201
0050455	39	48
0050530	370	532
0050560	1,008	1,284
0050580	1,139	1,504
0050590	865	1,032
0050630	309	380
0051510	869	1,202
0053610	221	256
Electionwide - Total		
	29,078	37,034
<b>Cumulative</b>		
Cumulative	0	0
Cumulative - Total	0	0
Countywide - Total	29,078	37,034
<b>UNIFIED SCHOOL DISTRICT</b>		
<b>UNIFIED SCHOOL/LOS</b>		
<b>MOLINOS/ENTIRE</b>		
0040620	128	4
0050560	1,008	1,284
0050630	309	380
0053610	221	256
UNIFIED SCHOOL/LOS		
MOLINOS/ENTIRE - Total		
	1,666	1,924

Precinct	DOUG LA MALFA (REP)	AUDREY DENNEY (DEM)
0040420	426	191
0040430	128	33
0040480	66	15
0040485	295	268
0040490	382	148
0040620	108	23
0041380	450	321
0041400	348	295
0050370	162	81
0050450	132	36
0050455	29	9
0050530	190	170
0050560	614	385
0050580	754	376
0050590	591	261
0050630	218	86
0051510	513	332
0053610	130	88
Electionwide - Total		
	19,082	9,507
<b>Cumulative</b>		
Cumulative	0	0
Cumulative - Total	0	0
Countywide - Total	19,082	9,507
<b>UNIFIED SCHOOL DISTRICT</b>		
<b>UNIFIED SCHOOL/LOS</b>		
<b>MOLINOS/ENTIRE</b>		
0040620	107	20
0050560	614	385
0050630	218	86
0053610	130	88
UNIFIED SCHOOL/LOS		
MOLINOS/ENTIRE - Total		
	1,069	579



Precinct	Total Votes
0040420	617
0040430	161
0040480	81
0040485	563
0040490	530
0040620	131
0041380	771
0041400	643
0050370	243
0050450	168
0050455	38
0050530	360
0050560	999
0050580	1,130
0050590	852
0050630	304
0051510	845
0053610	218
Electionwide - Total	28,589
<b>Cumulative</b>	
Cumulative	0
Cumulative - Total	0
Countywide - Total	28,589
<b>UNIFIED SCHOOL DISTRICT</b>	
<b>UNIFIED SCHOOL/LOS</b>	
<b>MOLINOS/ENTIRE</b>	
0040620	127
0050560	999
0050630	304
0053610	218
UNIFIED SCHOOL/LOS	1,648
MOLINOS/ENTIRE - Total	

Precinct	Times Cast	Registered Voters
<b>UNIFIED SCHOOL/ORLAND</b>		
0050455	39	48
UNIFIED SCHOOL/ORLAND - Total	39	48
<b>Unincorporated</b>		
0010030	1,440	1,710
0010050	1,472	1,824
0010130	1,537	1,751
0012060	1,071	1,457
0012080	885	1,086
0012210	469	649
0020140	991	1,181
0020160	238	309
0020170	426	549
0020250	637	750
0020255	503	591
0022190	970	1,396
0022230	1,002	1,389
0022240	751	990
0030010	503	589
0030015	101	114
0030120	1,953	2,277
0030260	1,113	1,372
0030270	623	823
0030280	972	1,142
0030300	597	738
0030320	168	204
0030330	101	114
0030340	172	225
0032350	489	744
0040180	145	162
0040360	943	1,276
0040365	17	22

Precinct	DOUG LA MALFA (REP)	AUDREY DENNEY (DEM)
<b>UNIFIED SCHOOL/ORLAND</b>		
0050455	29	9
UNIFIED SCHOOL/ORLAND - Total	29	9
<b>Unincorporated</b>		
0010030	1,071	355
0010050	1,116	332
0010130	1,077	438
0012060	598	452
0012080	550	323
0012210	243	211
0020140	712	264
0020160	162	68
0020170	291	128
0020250	502	126
0020255	394	103
0022190	520	424
0022230	585	391
0022240	467	268
0030010	348	145
0030015	69	30
0030120	1,368	543
0030260	710	376
0030270	387	229
0030280	688	275
0030300	399	193
0030320	109	58
0030330	59	42
0030340	116	53
0032350	281	194
0040180	95	49
0040360	617	315
0040365	12	4

Precinct  
UNIFIED SCHOOL/ORLAND  
0050455 38  
UNIFIED SCHOOL/ORLAND - 38  
Total

**Unincorporated**

0010030	1,426
0010050	1,448
0010130	1,515
0012060	1,050
0012080	873
0012210	454
0020140	976
0020160	230
0020170	419
0020250	628
0020255	497
0022190	944
0022230	976
0022240	735
0030010	493
0030015	99
0030120	1,911
0030260	1,086
0030270	616
0030280	963
0030300	592
0030320	167
0030330	101
0030340	169
0032350	475
0040180	144
0040360	932
0040365	16

Precinct	Times Cast	Registered Voters
0040420	627	821
0040430	162	176
0040480	82	101
0040485	580	867
0040490	538	661
0040620	4	150
0041380	781	1,110
0041400	649	982
0050370	246	289
0050450	172	201
0050530	370	532
0050580	1,139	1,504
0050590	865	1,032
0051510	869	1,202
Unincorporated - Total	27,373	35,062
<b>Cumulative</b>		
Cumulative	0	0
Cumulative - Total	0	0
UNIFIED SCHOOL DISTRICT - Total	29,078	37,034

Precinct	DOUG LA MALFA (REP)	AUDREY DENNEY (DEM)
0040420	426	191
0040430	128	33
0040480	66	15
0040485	295	268
0040490	382	148
0040620	****	****
0041380	450	321
0041400	348	295
0050370	162	81
0050450	132	36
0050530	190	170
0050580	754	376
0050590	591	261
0051510	513	332
Unincorporated - Total	17,984	8,919
<b>Cumulative</b>		
Cumulative	0	0
Cumulative - Total	0	0
UNIFIED SCHOOL DISTRICT - Total	19,082	9,507

Precinct	Total Votes
0040420	617
0040430	161
0040480	81
0040485	563
0040490	530
0040620	****
0041380	771
0041400	643
0050370	243
0050450	168
0050530	360
0050580	1,130
0050590	852
0051510	845
Unincorporated - Total	26,903
<b>Cumulative</b>	
Cumulative	0
Cumulative - Total	0
UNIFIED SCHOOL DISTRICT - Total	28,589

**MEMBER OF THE ASSEMBLY 3RD DISTRICT (Vote for 1)**

\*\*\*\* - Insufficient Turnout to Protect Voter Privacy

Precinct	Times Cast	Registered Voters
<b>Countywide</b>		
<b>Electionwide</b>		
0010030	1,440	1,710
0010050	1,472	1,824
0010130	1,537	1,751
0012060	1,071	1,457
0012080	885	1,086
0012210	469	649
0020140	991	1,181
0020160	238	309
0020170	426	549
0020250	637	750
0020255	503	591
0022190	970	1,396
0022230	1,002	1,389
0022240	751	990
0030010	503	589
0030015	101	114
0030120	1,953	2,277
0030260	1,113	1,372
0030270	623	823
0030280	972	1,142
0030300	597	738
0030320	168	204
0030330	101	114
0030340	172	225
0032350	489	744
0040180	145	162
0040360	943	1,276
0040365	17	22

Precinct	JAMES R HENSON (DEM)	JAMES GALLAGHER (REP)
<b>Countywide</b>		
<b>Electionwide</b>		
0010030	270	1,109
0010050	262	1,151
0010130	321	1,156
0012060	357	630
0012080	250	578
0012210	164	268
0020140	184	764
0020160	44	175
0020170	101	300
0020250	98	520
0020255	73	409
0022190	319	567
0022230	300	631
0022240	215	488
0030010	107	365
0030015	24	73
0030120	427	1,409
0030260	275	770
0030270	172	423
0030280	202	732
0030300	135	431
0030320	44	114
0030330	35	61
0030340	46	120
0032350	153	307
0040180	43	98
0040360	246	651
0040365	3	13

Precinct	Total Votes
<b>Countywide</b>	
<b>Electionwide</b>	
0010030	1,379
0010050	1,413
0010130	1,477
0012060	987
0012080	828
0012210	432
0020140	948
0020160	219
0020170	401
0020250	618
0020255	482
0022190	886
0022230	931
0022240	703
0030010	472
0030015	97
0030120	1,836
0030260	1,045
0030270	595
0030280	934
0030300	566
0030320	158
0030330	96
0030340	166
0032350	460
0040180	141
0040360	897
0040365	16

Precinct	Times Cast	Registered Voters
0040420	627	821
0040430	162	176
0040480	82	101
0040485	580	867
0040490	538	661
0040620	132	154
0041380	781	1,110
0041400	649	982
0050370	246	289
0050450	172	201
0050455	39	48
0050530	370	532
0050560	1,008	1,284
0050580	1,139	1,504
0050590	865	1,032
0050630	309	380
0051510	869	1,202
0053610	221	256
Electionwide - Total		
29,078		
37,034		
<b>Cumulative</b>		
Cumulative	0	0
Cumulative - Total	0	0
Countywide - Total	29,078	37,034
<b>UNIFIED SCHOOL DISTRICT</b>		
<b>UNIFIED SCHOOL/LOS</b>		
<b>MOLINOS/ENTIRE</b>		
0040620	128	4
0050560	1,008	1,284
0050630	309	380
0053610	221	256
UNIFIED SCHOOL/LOS		
MOLINOS/ENTIRE - Total		
1,666		
1,924		

Precinct	JAMES R HENSON (DEM)	JAMES GALLAGHER (REP)
0040420	159	436
0040430	25	134
0040480	10	67
0040485	224	318
0040490	108	399
0040620	11	113
0041380	268	474
0041400	242	367
0050370	52	184
0050450	19	148
0050455	8	30
0050530	136	211
0050560	288	667
0050580	298	795
0050590	196	636
0050630	71	224
0051510	279	530
0053610	73	137
Electionwide - Total		
7,337		
20,183		
<b>Cumulative</b>		
Cumulative	0	0
Cumulative - Total	0	0
Countywide - Total	7,337	20,183
<b>UNIFIED SCHOOL DISTRICT</b>		
<b>UNIFIED SCHOOL/LOS</b>		
<b>MOLINOS/ENTIRE</b>		
0040620	9	112
0050560	288	667
0050630	71	224
0053610	73	137
UNIFIED SCHOOL/LOS		
MOLINOS/ENTIRE - Total		
441		
1,140		



Precinct	Total Votes
0040420	595
0040430	159
0040480	77
0040485	542
0040490	507
0040620	124
0041380	742
0041400	609
0050370	236
0050450	167
0050455	38
0050530	347
0050560	955
0050580	1,093
0050590	832
0050630	295
0051510	809
0053610	210
Electionwide - Total	27,520
<b>Cumulative</b>	
Cumulative	0
Cumulative - Total	0
Countywide - Total	27,520
<b>UNIFIED SCHOOL DISTRICT</b>	
<b>UNIFIED SCHOOL/LOS</b>	
<b>MOLINOS/ENTIRE</b>	
0040620	121
0050560	955
0050630	295
0053610	210
UNIFIED SCHOOL/LOS	1,581
MOLINOS/ENTIRE - Total	

Precinct	Times Cast	Registered Voters
<b>UNIFIED SCHOOL/ORLAND</b>		
0050455	39	48
UNIFIED SCHOOL/ORLAND - Total	39	48
<b>Unincorporated</b>		
0010030	1,440	1,710
0010050	1,472	1,824
0010130	1,537	1,751
0012060	1,071	1,457
0012080	885	1,086
0012210	469	649
0020140	991	1,181
0020160	238	309
0020170	426	549
0020250	637	750
0020255	503	591
0022190	970	1,396
0022230	1,002	1,389
0022240	751	990
0030010	503	589
0030015	101	114
0030120	1,953	2,277
0030260	1,113	1,372
0030270	623	823
0030280	972	1,142
0030300	597	738
0030320	168	204
0030330	101	114
0030340	172	225
0032350	489	744
0040180	145	162
0040360	943	1,276
0040365	17	22

Precinct	JAMES R HENSON (DEM)	JAMES GALLAGHER (REP)
<b>UNIFIED SCHOOL/ORLAND</b>		
0050455	8	30
UNIFIED SCHOOL/ORLAND - Total	8	30
<b>Unincorporated</b>		
0010030	270	1,109
0010050	262	1,151
0010130	321	1,156
0012060	357	630
0012080	250	578
0012210	164	268
0020140	184	764
0020160	44	175
0020170	101	300
0020250	98	520
0020255	73	409
0022190	319	567
0022230	300	631
0022240	215	488
0030010	107	365
0030015	24	73
0030120	427	1,409
0030260	275	770
0030270	172	423
0030280	202	732
0030300	135	431
0030320	44	114
0030330	35	61
0030340	46	120
0032350	153	307
0040180	43	98
0040360	246	651
0040365	3	13

Precinct	Total Votes
----------	-------------

**UNIFIED SCHOOL/ORLAND**

0050455	38
---------	----

UNIFIED SCHOOL/ORLAND -	38
-------------------------	----

Total

**Unincorporated**

0010030	1,379
---------	-------

0010050	1,413
---------	-------

0010130	1,477
---------	-------

0012060	987
---------	-----

0012080	828
---------	-----

0012210	432
---------	-----

0020140	948
---------	-----

0020160	219
---------	-----

0020170	401
---------	-----

0020250	618
---------	-----

0020255	482
---------	-----

0022190	886
---------	-----

0022230	931
---------	-----

0022240	703
---------	-----

0030010	472
---------	-----

0030015	97
---------	----

0030120	1,836
---------	-------

0030260	1,045
---------	-------

0030270	595
---------	-----

0030280	934
---------	-----

0030300	566
---------	-----

0030320	158
---------	-----

0030330	96
---------	----

0030340	166
---------	-----

0032350	460
---------	-----

0040180	141
---------	-----

0040360	897
---------	-----

0040365	16
---------	----

Precinct	Times Cast	Registered Voters
0040420	627	821
0040430	162	176
0040480	82	101
0040485	580	867
0040490	538	661
0040620	4	150
0041380	781	1,110
0041400	649	982
0050370	246	289
0050450	172	201
0050530	370	532
0050580	1,139	1,504
0050590	865	1,032
0051510	869	1,202
Unincorporated - Total	27,373	35,062
<b>Cumulative</b>		
Cumulative	0	0
Cumulative - Total	0	0
UNIFIED SCHOOL DISTRICT - Total	29,078	37,034

Precinct	JAMES R HENSON (DEM)	JAMES GALLAGHER (REP)
0040420	159	436
0040430	25	134
0040480	10	67
0040485	224	318
0040490	108	399
0040620	****	****
0041380	268	474
0041400	242	367
0050370	52	184
0050450	19	148
0050530	136	211
0050580	298	795
0050590	196	636
0051510	279	530
Unincorporated - Total	6,888	19,013
<b>Cumulative</b>		
Cumulative	0	0
Cumulative - Total	0	0
UNIFIED SCHOOL DISTRICT - Total	7,337	20,183

Precinct	Total Votes
0040420	595
0040430	159
0040480	77
0040485	542
0040490	507
0040620	****
0041380	742
0041400	609
0050370	236
0050450	167
0050530	347
0050580	1,093
0050590	832
0051510	809
Unincorporated - Total	25,901
<b>Cumulative</b>	
Cumulative	0
Cumulative - Total	0
UNIFIED SCHOOL DISTRICT - Total	27,520

# Corning Union Elementary School District Governing Board Member (Vote for 2)

\*\*\*\* - Insufficient Turnout to Prove

Privacy

Precinct	Times Cast	Registered Voters
<b>Countywide</b>		
<b>Electionwide</b>		
0040360	943	1,276
0040485	580	867
0041380	781	1,110
0041400	649	982
0050580	1,139	1,504
0051510	869	1,202
Electionwide - Total	4,961	6,941
<b>Cumulative</b>		
Cumulative	0	0
Cumulative - Total	0	0
Countywide - Total	4,961	6,941
<b>UNIFIED SCHOOL DISTRICT</b>		
<b>Unincorporated</b>		
0040360	943	1,276
0040485	580	867
0041380	781	1,110
0041400	649	982
0050580	1,139	1,504
0051510	869	1,202
Unincorporated - Total	4,961	6,941
<b>Cumulative</b>		
Cumulative	0	0
Cumulative - Total	0	0
UNIFIED SCHOOL DISTRICT - Total	4,961	6,941

Precinct	JANI GREER-FRANER	TED SHOEMAKER
<b>Countywide</b>		
<b>Electionwide</b>		
0040360	448	353
0040485	275	170
0041380	379	273
0041400	272	239
0050580	563	432
0051510	411	351
Electionwide - Total	2,348	1,818
<b>Cumulative</b>		
Cumulative	0	0
Cumulative - Total	0	0
Countywide - Total	2,348	1,818
<b>UNIFIED SCHOOL DISTRICT</b>		
<b>Unincorporated</b>		
0040360	448	353
0040485	275	170
0041380	379	273
0041400	272	239
0050580	563	432
0051510	411	351
Unincorporated - Total	2,348	1,818
<b>Cumulative</b>		
Cumulative	0	0
Cumulative - Total	0	0
UNIFIED SCHOOL DISTRICT - Total	2,348	1,818

ct Voter

Precinct	RAYMOND RODRIGUEZ	Total Votes
<b>Countywide</b>		
<b>Electionwide</b>		
0040360	385	1,186
0040485	282	727
0041380	424	1,076
0041400	367	878
0050580	489	1,484
0051510	442	1,204
Electionwide - Total	2,389	6,555
<b>Cumulative</b>		
Cumulative	0	0
Cumulative - Total	0	0
Countywide - Total	2,389	6,555
<b>UNIFIED SCHOOL DISTRICT</b>		
<b>Unincorporated</b>		
0040360	385	1,186
0040485	282	727
0041380	424	1,076
0041400	367	878
0050580	489	1,484
0051510	442	1,204
Unincorporated - Total	2,389	6,555
<b>Cumulative</b>		
Cumulative	0	0
Cumulative - Total	0	0
UNIFIED SCHOOL DISTRICT - Total	2,389	6,555

# Los Molinos Unified School District, Los Molinos Trustee Area Governing Board Member (Vote for 1

\*\*\*\* - Insufficient Turnout to Protect Voter Privacy

Precinct	Countywide	Electionwide	Times Cast	Registered Voters	Precinct	Countywide	Electionwide	KEVIN BENSON, SR	JENNIFER GRUBER
0040620	128	4			0040620	22	12		
0050560	1,008	1,284			0050560	124	183		
0050630	309	380			0050630	70	53		
0053610	221	256			0053610	27	44		
<b>Electionwide - Total</b>					<b>Electionwide - Total</b>				
1,666					243				
<b>Cumulative</b>					<b>Cumulative</b>				
Cumulative	0	0			Cumulative	0	0		
Cumulative - Total	0	0			Cumulative - Total	0	0		
Countywide - Total	1,666	1,924			Countywide - Total	243	292		
<b>UNIFIED SCHOOL DISTRICT</b>					<b>UNIFIED SCHOOL DISTRICT</b>				
<b>UNIFIED SCHOOL/LOS MOLINOS/ENTIRE</b>					<b>UNIFIED SCHOOL/LOS MOLINOS/ENTIRE</b>				
0040620	128	4			0040620	22	12		
0050560	1,008	1,284			0050560	124	183		
0050630	309	380			0050630	70	53		
0053610	221	256			0053610	27	44		
<b>UNIFIED SCHOOL/LOS MOLINOS/ENTIRE - Total</b>					<b>UNIFIED SCHOOL/LOS MOLINOS/ENTIRE - Total</b>				
1,666					243				
<b>Cumulative</b>					<b>Cumulative</b>				
Cumulative	0	0			Cumulative	0	0		
Cumulative - Total	0	0			Cumulative - Total	0	0		
UNIFIED SCHOOL DISTRICT - Total	1,666	1,924			UNIFIED SCHOOL DISTRICT - Total	243	292		



Precinct	CHUCK CROSSLAND	TRYSHA KEHOE	Total Votes
<b>Countywide</b>			
<b>Electionwide</b>			
0040620	71	4	109
0050560	451	188	946
0050630	114	34	271
0053610	106	27	204
Electionwide - Total	742	253	1,530
<b>Cumulative</b>			
Cumulative	0	0	0
Cumulative - Total	0	0	0
Countywide - Total	742	253	1,530
<b>UNIFIED SCHOOL DISTRICT</b>			
<b>UNIFIED SCHOOL/LOS</b>			
<b>MOLINOS/ENTIRE</b>			
0040620	71	4	109
0050560	451	188	946
0050630	114	34	271
0053610	106	27	204
UNIFIED SCHOOL/LOS MOLINOS/ENTIRE - Total	742	253	1,530
<b>Cumulative</b>			
Cumulative	0	0	0
Cumulative - Total	0	0	0
UNIFIED SCHOOL DISTRICT - Total	742	253	1,530

# Orland Unified School District Governing Board Member (Vote for 3)

\*\*\*\* - Insufficient Turnout to Protect Voter Privacy

Precinct	Times Cast	Registered Voters	Precinct	BECKY L BRUMMET	JEFF AGUIAR
<b>Countywide</b>			<b>Countywide</b>		
<b>Electionwide</b>			<b>Electionwide</b>		
0050455	39	48	0050455	13	27
Electionwide - Total	39	48	Electionwide - Total	13	27
<b>Cumulative</b>			<b>Cumulative</b>		
Cumulative	0	0	Cumulative	0	0
Cumulative - Total	0	0	Cumulative - Total	0	0
Countywide - Total	39	48	Countywide - Total	13	27
<b>UNIFIED SCHOOL DISTRICT</b>			<b>UNIFIED SCHOOL DISTRICT</b>		
<b>UNIFIED SCHOOL/ORLAND</b>			<b>UNIFIED SCHOOL/ORLAND</b>		
0050455	39	48	0050455	13	27
UNIFIED SCHOOL/ORLAND - Total	39	48	UNIFIED SCHOOL/ORLAND - Total	13	27
<b>Cumulative</b>			<b>Cumulative</b>		
Cumulative	0	0	Cumulative	0	0
Cumulative - Total	0	0	Cumulative - Total	0	0
UNIFIED SCHOOL DISTRICT - Total	39	48	UNIFIED SCHOOL DISTRICT - Total	13	27

Precinct	JOE SCHYKERYNEC	JAKE E. REIMERS	Total Votes
<b>Countywide</b>			
<b>Electionwide</b>			
0050455	13	15	68
Electionwide - Total	13	15	68
<b>Cumulative</b>			
Cumulative	0	0	0
Cumulative - Total	0	0	0
Countywide - Total	13	15	68
<b>UNIFIED SCHOOL DISTRICT</b>			
<b>UNIFIED SCHOOL/ORLAND</b>			
0050455	13	15	68
UNIFIED SCHOOL/ORLAND - Total	13	15	68
<b>Cumulative</b>			
Cumulative	0	0	0
Cumulative - Total	0	0	0
<b>UNIFIED SCHOOL DISTRICT - Total</b>	<b>13</b>	<b>15</b>	<b>68</b>

**SUPERVISOR, 5TH DISTRICT (Vote for 1)**

\*\*\*\* - Insufficient Turnout to Protect Voter Privacy

Precinct	Times Cast	Registered Voters
----------	------------	-------------------

Precinct	JOHN LEACH	JERRY CROW
----------	------------	------------

Countywide		
Electionwide		
0050370	246	289
0050450	172	201
0050455	39	48
0050530	370	532
0050560	1,008	1,284
0050580	1,139	1,504
0050590	865	1,032
0050630	309	380
0051510	869	1,202
0053610	221	256
Electionwide - Total	5,238	6,728

Countywide		
Electionwide		
0050370	148	48
0050450	113	33
0050455	24	8
0050530	222	99
0050560	516	388
0050580	740	265
0050590	492	281
0050630	162	99
0051510	513	262
0053610	110	91
Electionwide - Total	3,040	1,574

Cumulative		
Cumulative - Total	0	0
Countywide - Total	5,238	6,728
<b>UNIFIED SCHOOL DISTRICT</b>		
<b>UNIFIED SCHOOL/LOS MOLINOS/ENTIRE</b>		
0050560	1,008	1,284
0050630	309	380
0053610	221	256
UNIFIED SCHOOL/LOS MOLINOS/ENTIRE - Total	1,538	1,920
<b>UNIFIED SCHOOL/ORLAND</b>		
0050455	39	48
UNIFIED SCHOOL/ORLAND - Total	39	48
<b>Unincorporated</b>		
0050370	246	289

Cumulative		
Cumulative - Total	0	0
Countywide - Total	3,040	1,574
<b>UNIFIED SCHOOL DISTRICT</b>		
<b>UNIFIED SCHOOL/LOS MOLINOS/ENTIRE</b>		
0050560	516	388
0050630	162	99
0053610	110	91
UNIFIED SCHOOL/LOS MOLINOS/ENTIRE - Total	788	578
<b>UNIFIED SCHOOL/ORLAND</b>		
0050455	24	8
UNIFIED SCHOOL/ORLAND - Total	24	8
<b>Unincorporated</b>		
0050370	148	48

Precinct  
**Countywide**  
**Electionwide**  
 Total Votes

0050370 196  
 0050450 146  
 0050455 32  
 0050530 321  
 0050560 904  
 0050580 1,005  
 0050590 773  
 0050630 261  
 0051510 775  
 0053610 201

Electionwide - Total 4,614

**Cumulative**

Cumulative 0  
 Cumulative - Total 0  
 Countywide - Total 4,614

**UNIFIED SCHOOL DISTRICT**

**UNIFIED SCHOOL/LOS  
 MOLINOS/ENTIRE**

0050560 904  
 0050630 261  
 0053610 201

UNIFIED SCHOOL/LOS 1,366  
 MOLINOS/ENTIRE - Total

**UNIFIED SCHOOL/ORLAND**

0050455 32

UNIFIED SCHOOL/ORLAND -  
 Total 32

**Unincorporated**

0050370 196

Precinct	Times Cast	Registered Voters
0050450	172	201
0050530	370	532
0050580	1,139	1,504
0050590	865	1,032
0051510	869	1,202
Unincorporated - Total	3,661	4,760
<b>Cumulative</b>		
Cumulative	0	0
Cumulative - Total	0	0
UNIFIED SCHOOL DISTRICT - Total	5,238	6,728

Precinct	JOHN LEACH	JERRY CROW
0050450	113	33
0050530	222	99
0050580	740	265
0050590	492	281
0051510	513	262
Unincorporated - Total	2,228	988
<b>Cumulative</b>		
Cumulative	0	0
Cumulative - Total	0	0
UNIFIED SCHOOL DISTRICT - Total	3,040	1,574

Precinct	Total Votes
0050450	146
0050530	321
0050580	1,005
0050590	773
0051510	775
Unincorporated - Total	3,216
<b>Cumulative</b>	
Cumulative	0
Cumulative - Total	0
UNIFIED SCHOOL DISTRICT - Total	4,614

# CITY OF CORNING MAYOR (Vote for 1)

\*\*\*\* - Insufficient Turnout to Protect Voter Privacy

Precinct	Times Cast	Registered Voters	MICHAEL A. LEPEILBET	JOHN J HARRISON
<b>Countywide</b>				
<b>Electionwide</b>				
0041380	781	1,110	200	150
0041400	649	982	206	133
0051510	869	1,202	233	207
Electionwide - Total	2,299	3,294	639	490
<b>Cumulative</b>				
Cumulative	0	0	0	0
Cumulative - Total	0	0	0	0
Countywide - Total	2,299	3,294	639	490
<b>UNIFIED SCHOOL DISTRICT</b>				
<b>Unincorporated</b>				
0041380	781	1,110	200	150
0041400	649	982	206	133
0051510	869	1,202	233	207
Unincorporated - Total	2,299	3,294	639	490
<b>Cumulative</b>				
Cumulative	0	0	0	0
Cumulative - Total	0	0	0	0
UNIFIED SCHOOL DISTRICT - Total	2,299	3,294	639	490



Precinct	ROBERT E. SNOW	Total Votes
<b>Countywide</b>		
<b>Electionwide</b>		
0041380	333	683
0041400	243	582
0051510	363	803
Electionwide - Total	939	2,068
<b>Cumulative</b>		
Cumulative	0	0
Cumulative - Total	0	0
Countywide - Total	939	2,068
<b>UNIFIED SCHOOL DISTRICT</b>		
<b>Unincorporated</b>		
0041380	333	683
0041400	243	582
0051510	363	803
Unincorporated - Total	939	2,068
<b>Cumulative</b>		
Cumulative	0	0
Cumulative - Total	0	0
UNIFIED SCHOOL DISTRICT - Total	939	2,068

# CITY OF CORNING MEMBER OF CITY COUNCIL (Vote for 2)

\*\*\*\* - Insufficient Turnout to Protect Voter Privacy

Precinct	Times Cast	Registered Voters
<b>Countywide</b>		
<b>Electionwide</b>		
0041380	781	1,110
0041400	649	982
0051510	869	1,202
Electionwide - Total	2,299	3,294
<b>Cumulative</b>		
Cumulative	0	0
Cumulative - Total	0	0
Countywide - Total	2,299	3,294
<b>UNIFIED SCHOOL DISTRICT</b>		
<b>Unincorporated</b>		
0041380	781	1,110
0041400	649	982
0051510	869	1,202
Unincorporated - Total	2,299	3,294
<b>Cumulative</b>		
Cumulative	0	0
Cumulative - Total	0	0
UNIFIED SCHOOL DISTRICT - Total	2,299	3,294

Precinct	LISA "CHATA" LOMELI	MICHELE "SHELLY" HARGENS
<b>Countywide</b>		
<b>Electionwide</b>		
0041380	238	446
0041400	234	334
0051510	301	478
Electionwide - Total	773	1,258
<b>Cumulative</b>		
Cumulative	0	0
Cumulative - Total	0	0
Countywide - Total	773	1,258
<b>UNIFIED SCHOOL DISTRICT</b>		
<b>Unincorporated</b>		
0041380	238	446
0041400	234	334
0051510	301	478
Unincorporated - Total	773	1,258
<b>Cumulative</b>		
Cumulative	0	0
Cumulative - Total	0	0
UNIFIED SCHOOL DISTRICT - Total	773	1,258

Precinct	JOSE "CHUY" VALERIO	Total Votes
<b>Countywide</b>		
<b>Electionwide</b>		
0041380	391	1,075
0041400	313	881
0051510	444	1,223
Electionwide - Total	1,148	3,179
<b>Cumulative</b>		
Cumulative	0	0
Cumulative - Total	0	0
Countywide - Total	1,148	3,179
<b>UNIFIED SCHOOL DISTRICT</b>		
<b>Unincorporated</b>		
0041380	391	1,075
0041400	313	881
0051510	444	1,223
Unincorporated - Total	1,148	3,179
<b>Cumulative</b>		
Cumulative	0	0
Cumulative - Total	0	0
UNIFIED SCHOOL DISTRICT - Total	1,148	3,179

# CITY OF CORNING CITY CLERK (Vote for 1)

\*\*\*\* - Insufficient Turnout to Protect Voter Privacy

Precinct	Times Cast	Registered Voters	Precinct	LISA M. LINNET	Total Votes
<b>Countywide</b>					
<b>Electionwide</b>					
0041380	781	1,110	0041380	665	665
0041400	649	982	0041400	554	554
0051510	869	1,202	0051510	760	760
Electionwide - Total	2,299	3,294	Electionwide - Total	1,979	1,979
<b>Cumulative</b>					
Cumulative	0	0	Cumulative	0	0
Cumulative - Total	0	0	Cumulative - Total	0	0
Countywide - Total	2,299	3,294	Countywide - Total	1,979	1,979
<b>UNIFIED SCHOOL DISTRICT</b>					
<b>Unincorporated</b>					
0041380	781	1,110	0041380	665	665
0041400	649	982	0041400	554	554
0051510	869	1,202	0051510	760	760
Unincorporated - Total	2,299	3,294	Unincorporated - Total	1,979	1,979
<b>Cumulative</b>					
Cumulative	0	0	Cumulative	0	0
Cumulative - Total	0	0	Cumulative - Total	0	0
UNIFIED SCHOOL DISTRICT - Total	2,299	3,294	UNIFIED SCHOOL DISTRICT - Total	1,979	1,979

**CITY OF CORNING TREASURER (Vote for 1)**

\*\*\*\* - Insufficient Turnout to Protect Voter Privacy

Precinct	Times Cast	Registered Voters	Precinct	Total Votes
<b>LAURA CALKINS</b>				
<b>Countywide</b>				
<b>Electionwide</b>				
0041380	781	1,110	0041380	654
0041400	649	982	0041400	543
0051510	869	1,202	0051510	747
Electionwide - Total	2,299	3,294	Electionwide - Total	1,944
<b>Cumulative</b>				
Cumulative	0	0	Cumulative	0
Cumulative - Total	0	0	Cumulative - Total	0
Countywide - Total	2,299	3,294	Countywide - Total	1,944
<b>UNIFIED SCHOOL DISTRICT</b>				
<b>Unincorporated</b>				
0041380	781	1,110	0041380	654
0041400	649	982	0041400	543
0051510	869	1,202	0051510	747
Unincorporated - Total	2,299	3,294	Unincorporated - Total	1,944
<b>Cumulative</b>				
Cumulative	0	0	Cumulative	0
Cumulative - Total	0	0	Cumulative - Total	0
UNIFIED SCHOOL DISTRICT - Total	2,299	3,294	UNIFIED SCHOOL DISTRICT - Total	1,944

# CITY OF RED BLUFF MEMBER OF CITY COUNCIL (Vote for 2)

\*\*\*\* - Insufficient Turnout to Protect Voter Privacy

Precinct	Times Cast	Registered Voters	Precinct	J.R. GONZALES	CLAY D. PARKER
<b>Countywide</b>					
<b>Electionwide</b>					
0012060	1,071	1,457	0012060	527	492
0012080	885	1,086	0012080	456	492
0012210	469	649	0012210	216	217
0022190	970	1,396	0022190	439	418
0022230	1,002	1,389	0022230	512	444
0022240	751	990	0022240	374	379
0032350	489	744	0032350	217	239
Electionwide - Total	5,637	7,711	Electionwide - Total	2,741	2,681
<b>Cumulative</b>					
Cumulative	0	0	Cumulative	0	0
Cumulative - Total	0	0	Cumulative - Total	0	0
Countywide - Total	5,637	7,711	Countywide - Total	2,741	2,681
<b>UNIFIED SCHOOL DISTRICT</b>					
<b>Unincorporated</b>					
0012060	1,071	1,457	0012060	527	492
0012080	885	1,086	0012080	456	492
0012210	469	649	0012210	216	217
0022190	970	1,396	0022190	439	418
0022230	1,002	1,389	0022230	512	444
0022240	751	990	0022240	374	379
0032350	489	744	0032350	217	239
Unincorporated - Total	5,637	7,711	Unincorporated - Total	2,741	2,681
<b>Cumulative</b>					
Cumulative	0	0	Cumulative	0	0
Cumulative - Total	0	0	Cumulative - Total	0	0
UNIFIED SCHOOL DISTRICT - Total	5,637	7,711	UNIFIED SCHOOL DISTRICT - Total	2,741	2,681

Precinct	CODY L STROCK	Total Votes
<b>Countywide</b>		
<b>Electionwide</b>		
0012060	341	1,360
0012080	241	1,189
0012210	168	601
0022190	310	1,167
0022230	342	1,298
0022240	213	966
0032350	154	610
Electionwide - Total	1,769	7,191
<b>Cumulative</b>		
Cumulative	0	0
Cumulative - Total	0	0
Countywide - Total	1,769	7,191
<b>UNIFIED SCHOOL DISTRICT</b>		
<b>Unincorporated</b>		
0012060	341	1,360
0012080	241	1,189
0012210	168	601
0022190	310	1,167
0022230	342	1,298
0022240	213	966
0032350	154	610
Unincorporated - Total	1,769	7,191
<b>Cumulative</b>		
Cumulative	0	0
Cumulative - Total	0	0
UNIFIED SCHOOL DISTRICT - Total	1,769	7,191

**CITY OF RED BLUFF MEMBER OF CITY COUNCIL- SHORT TERM (Vote for 1)**

\*\*\*\* - Insufficient Turnout to Protect Vote

Privacy

Precinct	Times Cast	Registered Voters	JOHNNA RAY JONES	Total Votes
<b>Countywide</b>				
<b>Electionwide</b>				
0012060	1,071	1,457	743	743
0012080	885	1,086	611	611
0012210	469	649	340	340
0022190	970	1,396	691	691
0022230	1,002	1,389	698	698
0022240	751	990	535	535
0032350	489	744	360	360
Electionwide - Total	5,637	7,711	3,978	3,978
<b>Cumulative</b>				
Cumulative	0	0	0	0
Cumulative - Total	0	0	0	0
Countywide - Total	5,637	7,711	3,978	3,978
<b>UNIFIED SCHOOL DISTRICT</b>				
<b>Unincorporated</b>				
0012060	1,071	1,457	743	743
0012080	885	1,086	611	611
0012210	469	649	340	340
0022190	970	1,396	691	691
0022230	1,002	1,389	698	698
0022240	751	990	535	535
0032350	489	744	360	360
Unincorporated - Total	5,637	7,711	3,978	3,978
<b>Cumulative</b>				
Cumulative	0	0	0	0
Cumulative - Total	0	0	0	0
UNIFIED SCHOOL DISTRICT - Total	5,637	7,711	3,978	3,978

Precinct	JOHNNA RAY JONES	Total Votes
<b>Countywide</b>		
<b>Electionwide</b>		
0012060	743	743
0012080	611	611
0012210	340	340
0022190	691	691
0022230	698	698
0022240	535	535
0032350	360	360
Electionwide - Total	3,978	3,978
<b>Cumulative</b>		
Cumulative	0	0
Cumulative - Total	0	0
Countywide - Total	3,978	3,978
<b>UNIFIED SCHOOL DISTRICT</b>		
<b>Unincorporated</b>		
0012060	743	743
0012080	611	611
0012210	340	340
0022190	691	691
0022230	698	698
0022240	535	535
0032350	360	360
Unincorporated - Total	3,978	3,978
<b>Cumulative</b>		
Cumulative	0	0
Cumulative - Total	0	0
UNIFIED SCHOOL DISTRICT - Total	3,978	3,978



# CITY OF RED BLUFF CITY CLERK (Vote for 1)

\*\*\*\* - Insufficient Turnout to Protect Voter Privacy

Precinct	Times Cast	Registered Voters
<b>Countywide</b>		
<b>Electionwide</b>		
0012060	1,071	1,457
0012080	885	1,086
0012210	469	649
0022190	970	1,396
0022230	1,002	1,389
0022240	751	990
0032350	489	744
Electionwide - Total	5,637	7,711
<b>Cumulative</b>		
Cumulative	0	0
Cumulative - Total	0	0
Countywide - Total	5,637	7,711
<b>UNIFIED SCHOOL DISTRICT</b>		
<b>Unincorporated</b>		
0012060	1,071	1,457
0012080	885	1,086
0012210	469	649
0022190	970	1,396
0022230	1,002	1,389
0022240	751	990
0032350	489	744
Unincorporated - Total	5,637	7,711
<b>Cumulative</b>		
Cumulative	0	0
Cumulative - Total	0	0
UNIFIED SCHOOL DISTRICT - Total	5,637	7,711

Precinct	CASSIDY DEREGO	Total Votes
<b>Countywide</b>		
<b>Electionwide</b>		
0012060	797	797
0012080	661	661
0012210	369	369
0022190	747	747
0022230	764	764
0022240	596	596
0032350	372	372
Electionwide - Total	4,306	4,306
<b>Cumulative</b>		
Cumulative	0	0
Cumulative - Total	0	0
Countywide - Total	4,306	4,306
<b>UNIFIED SCHOOL DISTRICT</b>		
<b>Unincorporated</b>		
0012060	797	797
0012080	661	661
0012210	369	369
0022190	747	747
0022230	764	764
0022240	596	596
0032350	372	372
Unincorporated - Total	4,306	4,306
<b>Cumulative</b>		
Cumulative	0	0
Cumulative - Total	0	0
UNIFIED SCHOOL DISTRICT - Total	4,306	4,306