

ICPD at 30: Implementation of the ICPD Programme of Action in the UNECE Region

Kristen Jeffers
Associate Population Affairs Officer
Population Unit



Demographic Context

Total population in 2022: 1.3 bn



Population Change



Growth in **38** countries

1994-2022



Decline in **18** countries



Growth in **28** countries

2022-2030



Decline in **28** countries



TFR

2022: 1.69
2015: 1.83
1994: 1.81



Mean age of childbearing

2022: 29.6
2015: 29.1
1994: 26.8



Life expectancy

| | Men | Women |
|-------|------|-------|
| 2022: | 74.3 | 80.6 |
| 2015: | 74.7 | 80.9 |
| 1994: | 68.6 | 76.3 |



Median age

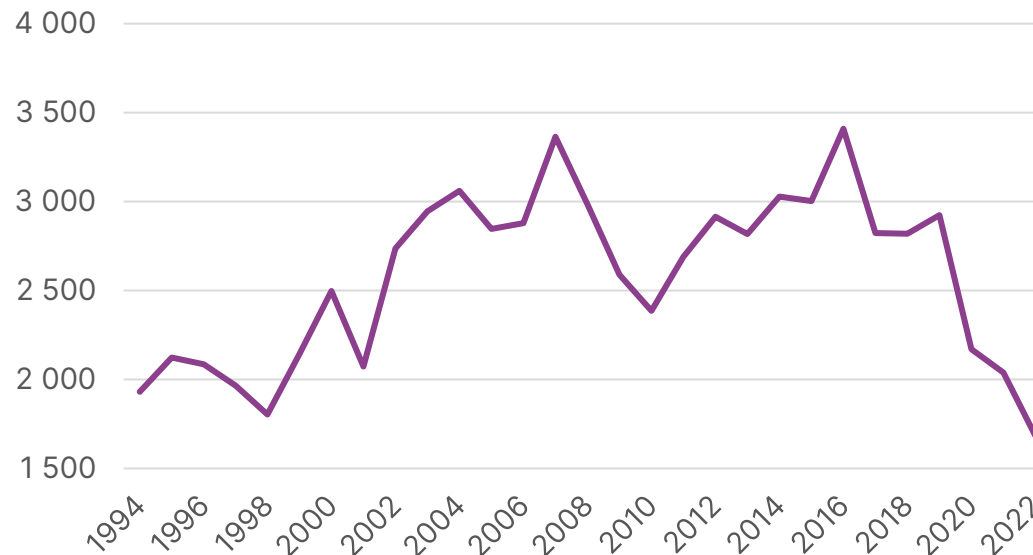
2022: 38.9
2015: 35.7
1994: 32.7



Population aged 65+

2022: 17.3
2015: 15.2
1994: 12.4

Net Number of Migrants (thousands)
in UNECE region



Monitoring Framework



UNECE Monitoring Framework
for the ICPD Programme of Action beyond 2014



| Population dynamics and sustainable development | |
|---|--|
| 1.1 | Development of capabilities |
| 1.2 | Fulfilling potential |
| 1.3 | Intergenerational equity |
| 1.4 | Population-environment linkages |
| Families, SRH over the life course | |
| 2.1 | Access to SRH information |
| 2.2 | Meeting the need for SRH services |
| 2.3 | Family planning |
| 2.4 | Sexual and reproductive health |
| 2.5 | Family support |
| Inequalities, social inclusion and rights | |
| 3.1 | Gender equality and women's empowerment |
| 3.2 | Poverty and socio-economic inequalities |
| 3.3 | Social inclusion of marginalized/vulnerable groups |
| Crossing-cutting issues | |
| Statistical capacity and data availability | |

79 indicators total
44 SDG indicators

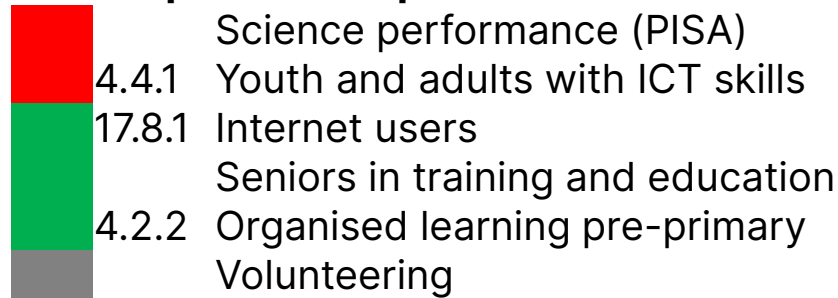
Data Sources

SDG Global Database
WHO
OECD/PISA
UNICEF
EU-SILC Survey
European Social Survey
European Quality of Life Survey
World Values Survey

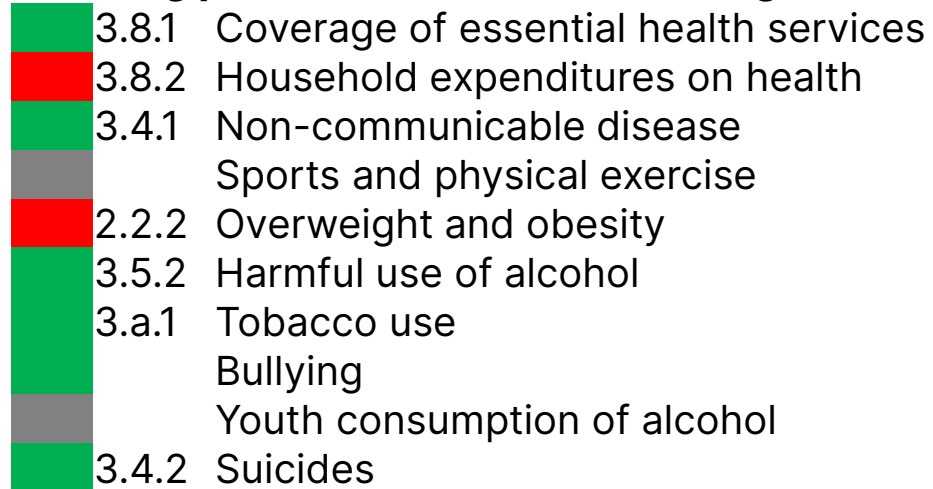
Population Dynamics and Sustainable Development

SDG

Development of capabilities



Fulfilling potential: Health & well-being

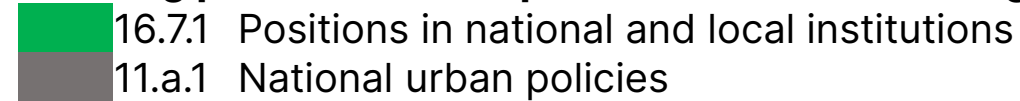


SDG

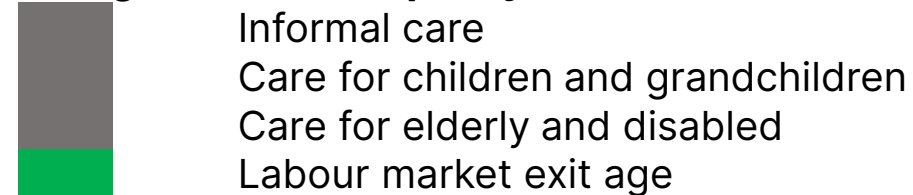
Fulfilling potential: Access to employment opportunities



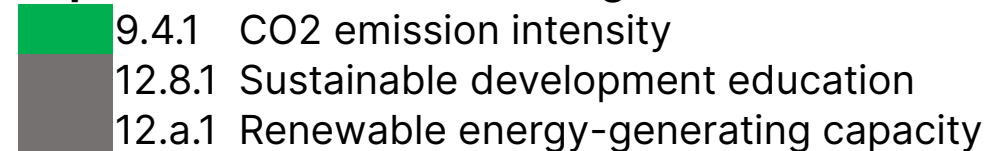
Fulfilling potential: Participation in decision-making



Intergenerational equality



Population-environment linkages



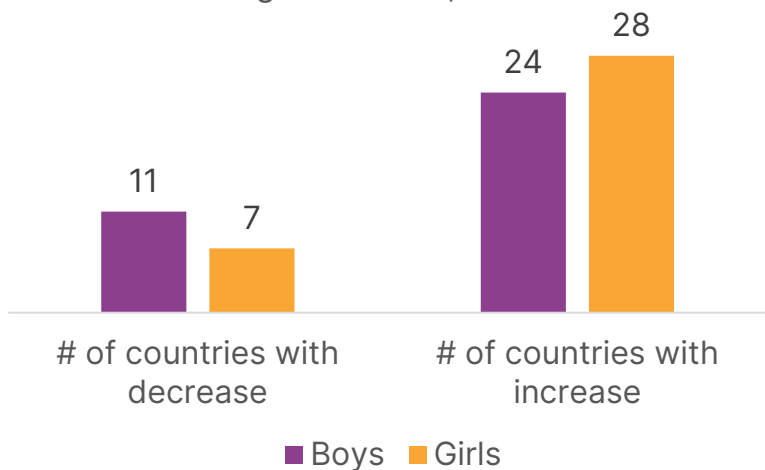
Overweight children

Proportion of children moderately or severely overweight

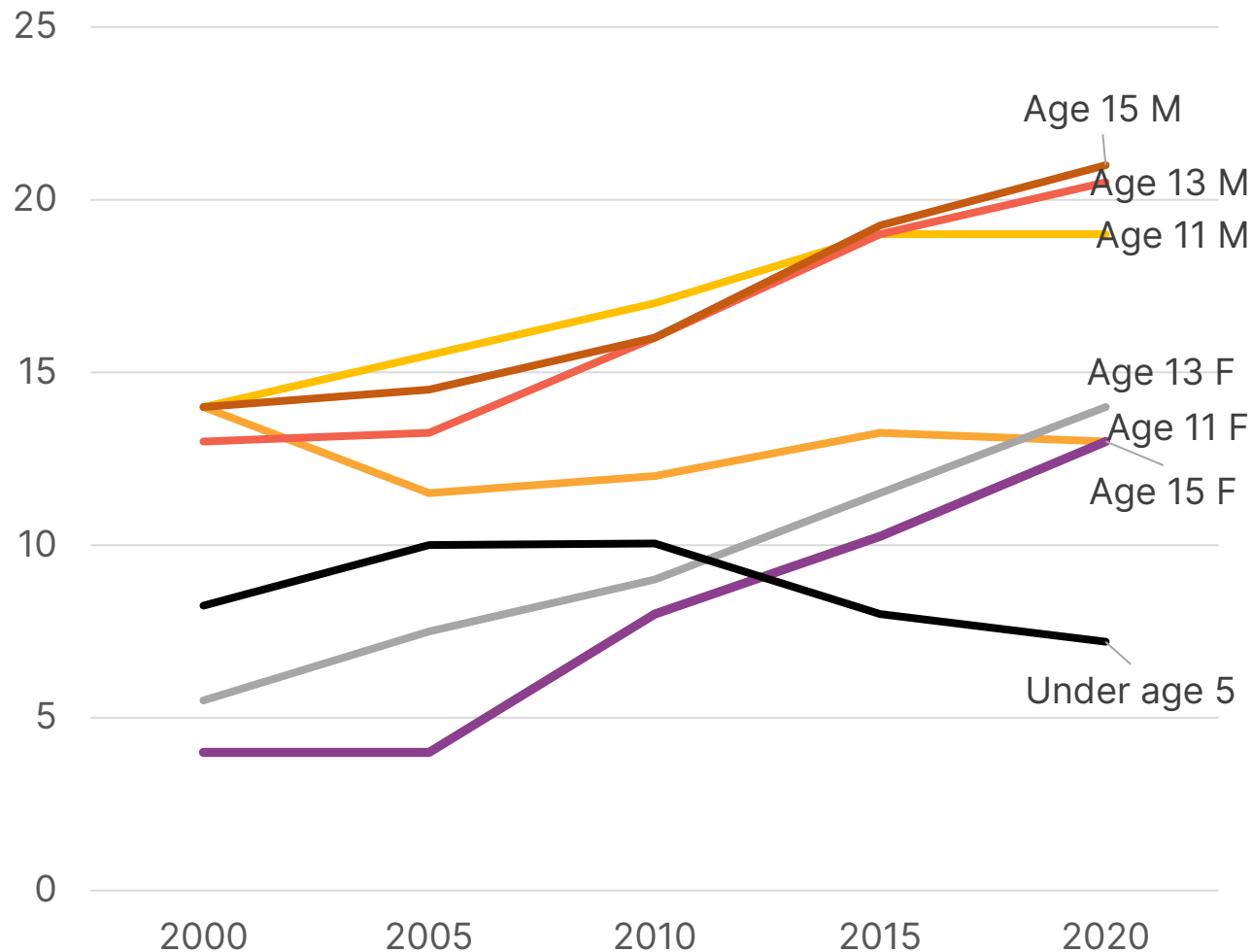
Key messages

- Increasing for older children
- WHO estimates 1 in 3 children are overweight in region
- Highest shares in southeastern Europe
- Disparities by gender and SES
- **NCD risk later in life**

Change in share of children age 15 overweight or obese, 2000-2020






Share of children overweight or obese (%), UNECE countries, 2000-2020






Families, Sexual and Reproductive Health over the Life Course

SDG





Access to SRH information

-  HIV and sexuality education in schools
-  SRH literacy
-  5.6.1 Informed decisions

Meeting the need for SRH services






-  Unmet need for family planning
-  Abortions
-  5.6.2 Laws guarantee access to SRH care

Family planning







-  3.7.1 Needs satisfied with modern methods
-  Contraception prevalence
-  5.3.1 Child marriage
-  3.7.2 Adolescent births

SDG

Prevention of maternal deaths and morbidity

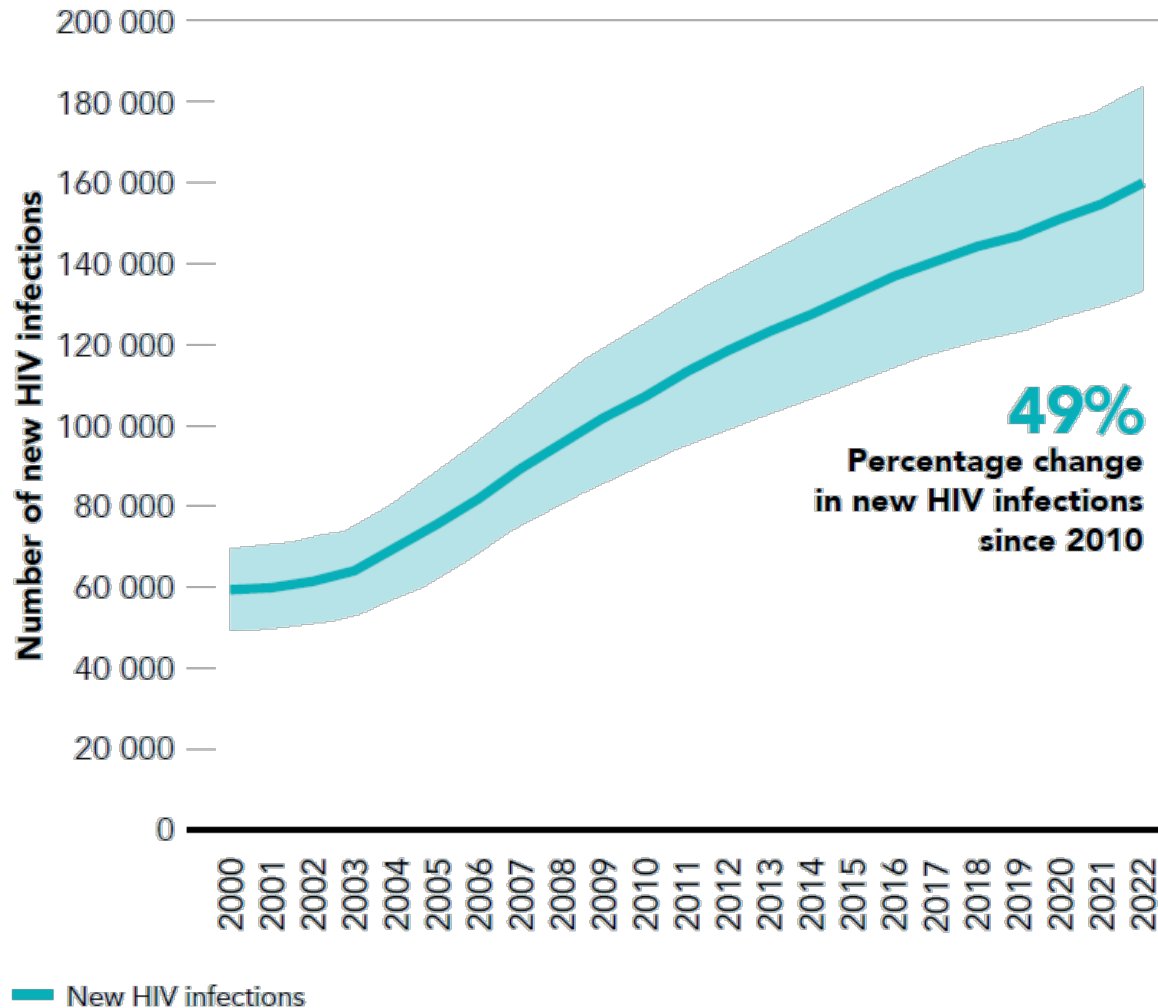
-  Antenatal care coverage, any
-  3.1.1 Maternal mortality
-  3.2.2 Neonatal mortality
-  3.1.2 Births attended by skilled health personnel
-  Antenatal care coverage, 4 visits

Prevention of STIs

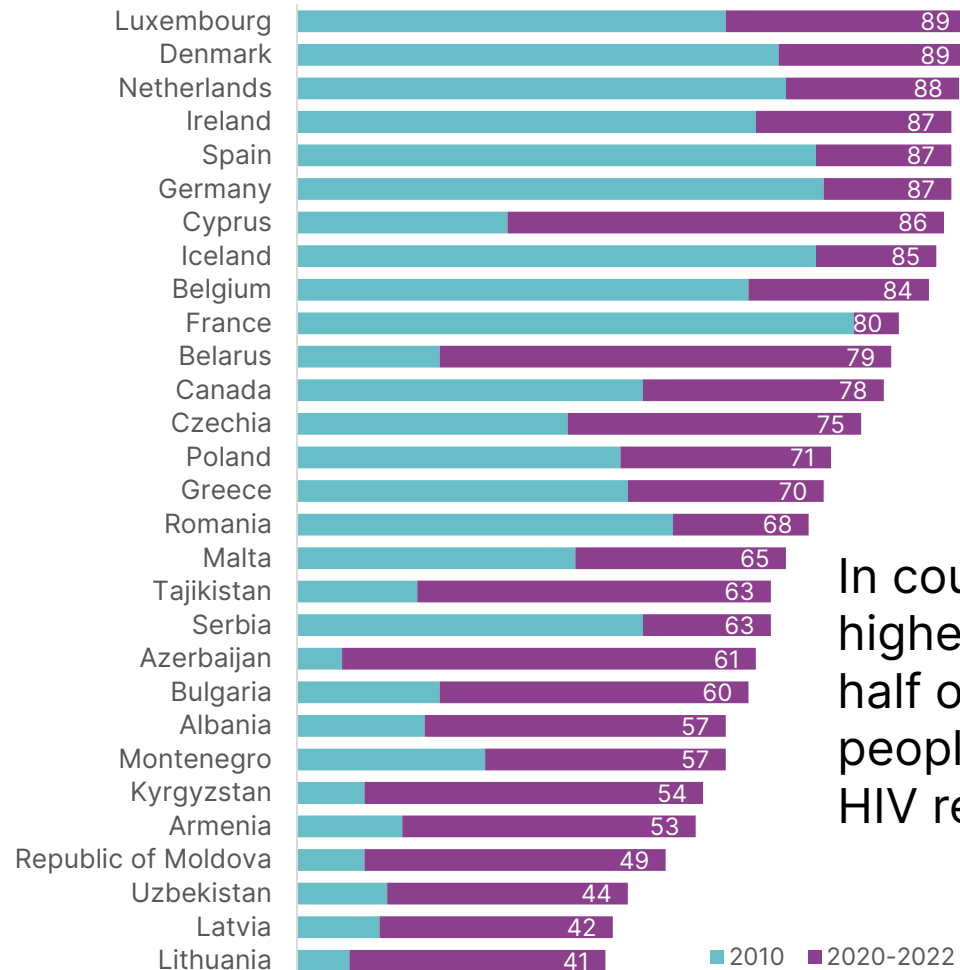
-  Condoms at last intercourse
-  ART
-  Syphilis incidence
-  3.3.1 HIV infections
-  HIV stigma preventing care
-  SRH services primary health-care facilities

HIV infections

Eastern Europe and Central Asia experiencing sharpest rise in new HIV cases in world



Estimated ART coverage among people living with HIV (%), 2010 and 2020-2022

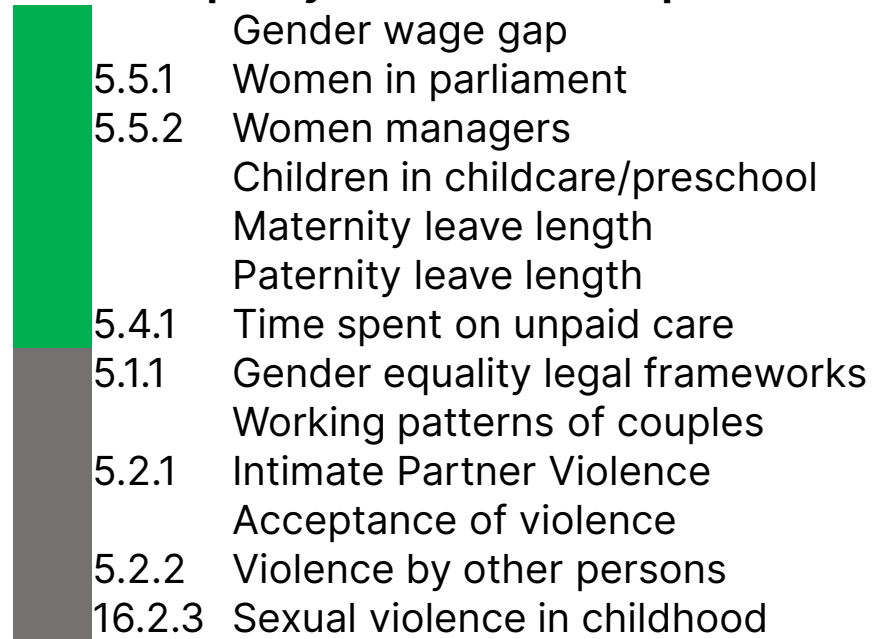


In countries with highest incidence, half or fewer people living with HIV receive ART

Inequalities, Social Inclusion and Rights

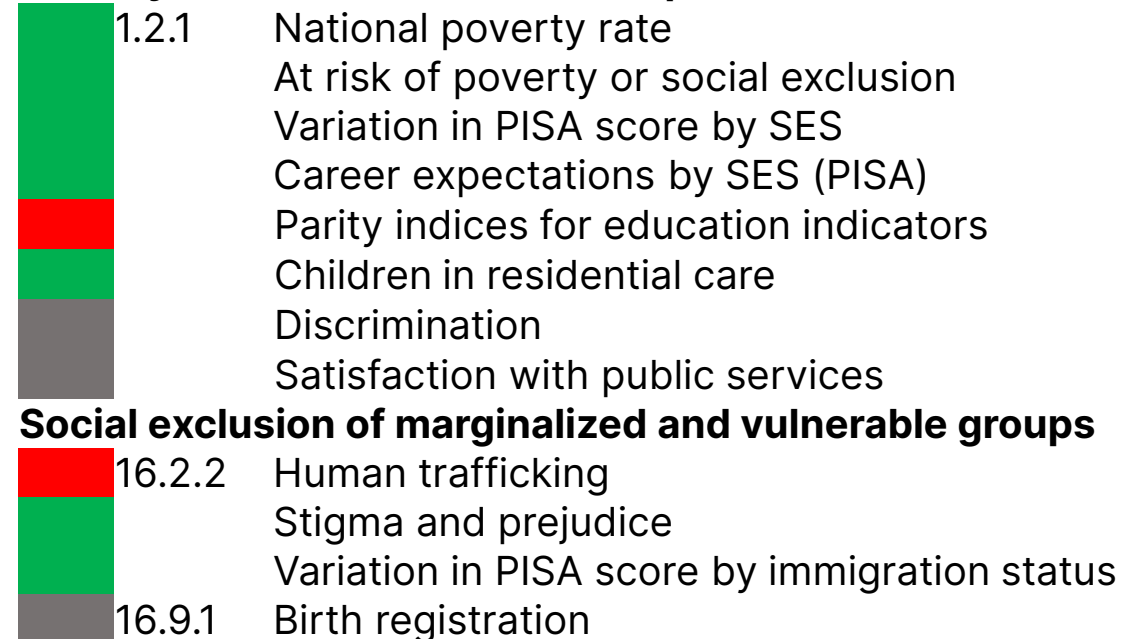
SDG

Gender equality and women's empowerment



SDG

Poverty and socio-economic inequalities



■ Progression
 ■ Regression
 ■ Insufficient data

Inequality in education

Parity indices for proficiency in math and reading among lower-secondary school students by gender, immigration status, language spoken at home, urban/rural, SES

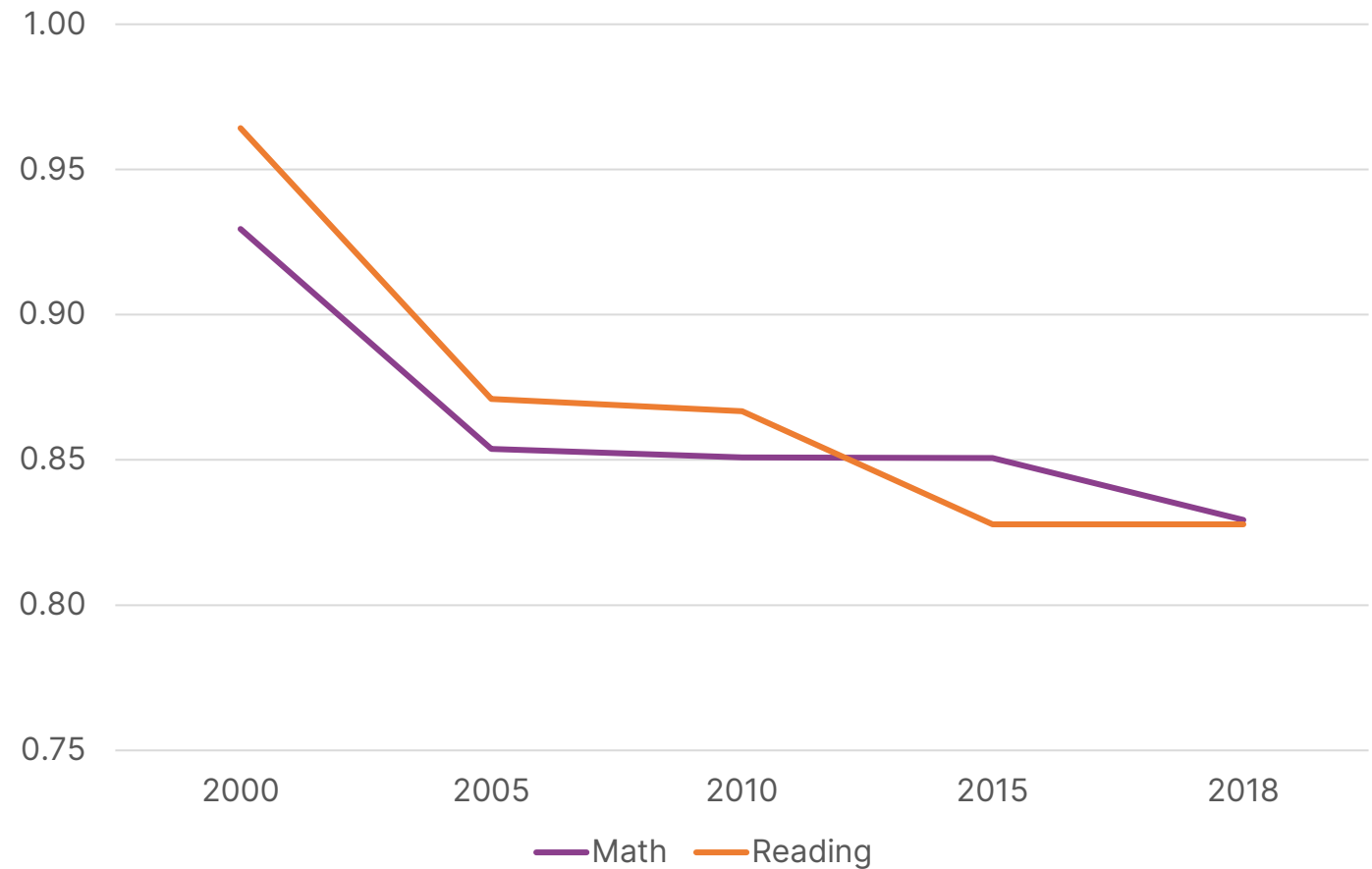
Key messages

- Gaps between advantaged and disadvantaged widening
- Covid may have further exacerbated inequalities
- Girls outperform boys in reading in all 45 countries with data
- **Persisting and growing inequalities**

| | Reading | Math | Change 2000-2018 |
|-------------------------|---------|------|------------------|
| Gender | 1.14 | 1 | ↑ |
| Immigration Status | 0.83 | 0.83 | ↓ |
| SES | 0.69 | 0.68 | ↑ |
| Language spoken at home | 0.74 | 0.81 | ↓ |
| Rural/urban | 0.87 | 0.86 | ↓ |

*Traditionally disadvantaged group in numerator; 1 = parity

Parity index for achieving minimum proficiency in reading and math, Ratio of immigrant students to native-born students (2000-2018)



Key challenges and way forward

1. Address inequalities within and across countries

Persisting and growing disparities across sub-regions and sub-populations

2. Sustain positive trends amid Covid impacts, conflict, and economic stress

Disruptions to progress towards IPCD PoA

3. Support the realization of fertility intentions and caregiving for children

Later and lower childbearing

4. Support active and healthy ageing, long-term care systems

Ageing populations

5. Improve implementation of sexuality education

Growth in HIV infections, high levels of teenage pregnancy and STIs in some parts of region

6. Promote gender equality and female empowerment

Traditional gender norms persist in some parts of region

7. Improve data collection and dissemination

Insufficient data for 24% of ICPD indicators and more than 30% of SDG indicators



Regional Conference on ICPD
***Population and Development:
Ensuring Rights and Choices***

19-20 October 2023

Geneva

unece.org/population/icpd30