

Economic and Social Commission for Western Asia

Regional Perspective on Population & Development from the Arab Region

Milad Pournik
Associate Social Affairs Officer
July 19, 2023



UNITED NATIONS

الشرق
ESCWA

Shared Prosperity **Dignified Life**



Introduction



Regional Review Process



Arab Regional Conference on

Population & Development

Beirut, 30 October - 1 November 2018



UNITED NATIONS
الإنتداب
ESCWA



ICPD 30
International Conference
on Population and Development

Population
& Development
in the Arab Region

Challenges and Prospects
Ten Years After the 2013
Cairo Declaration

SAVE THE
DATE

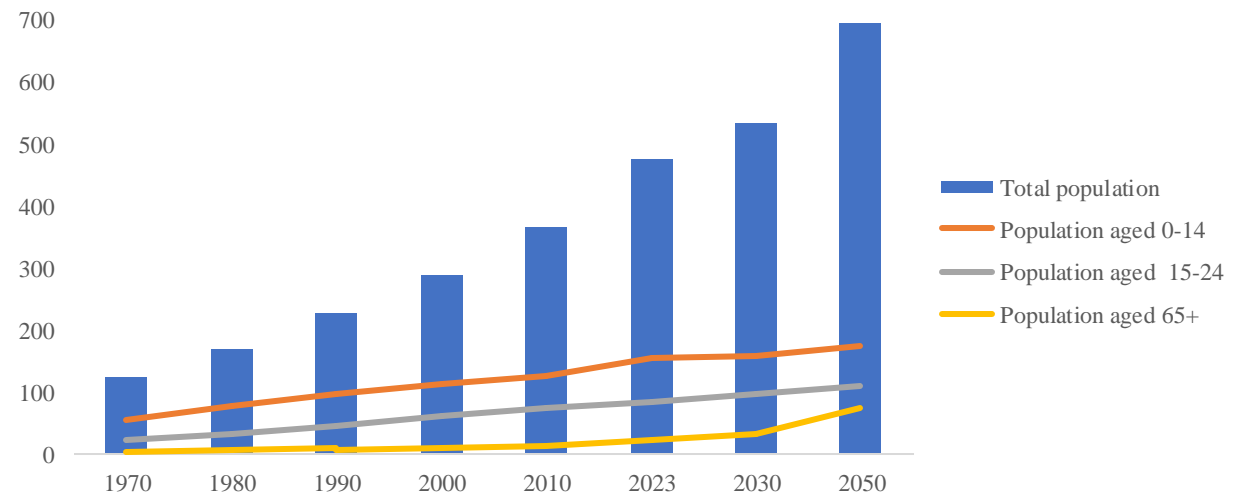


13-14 September 2023, Beirut

Slowing but still
above average
population growth

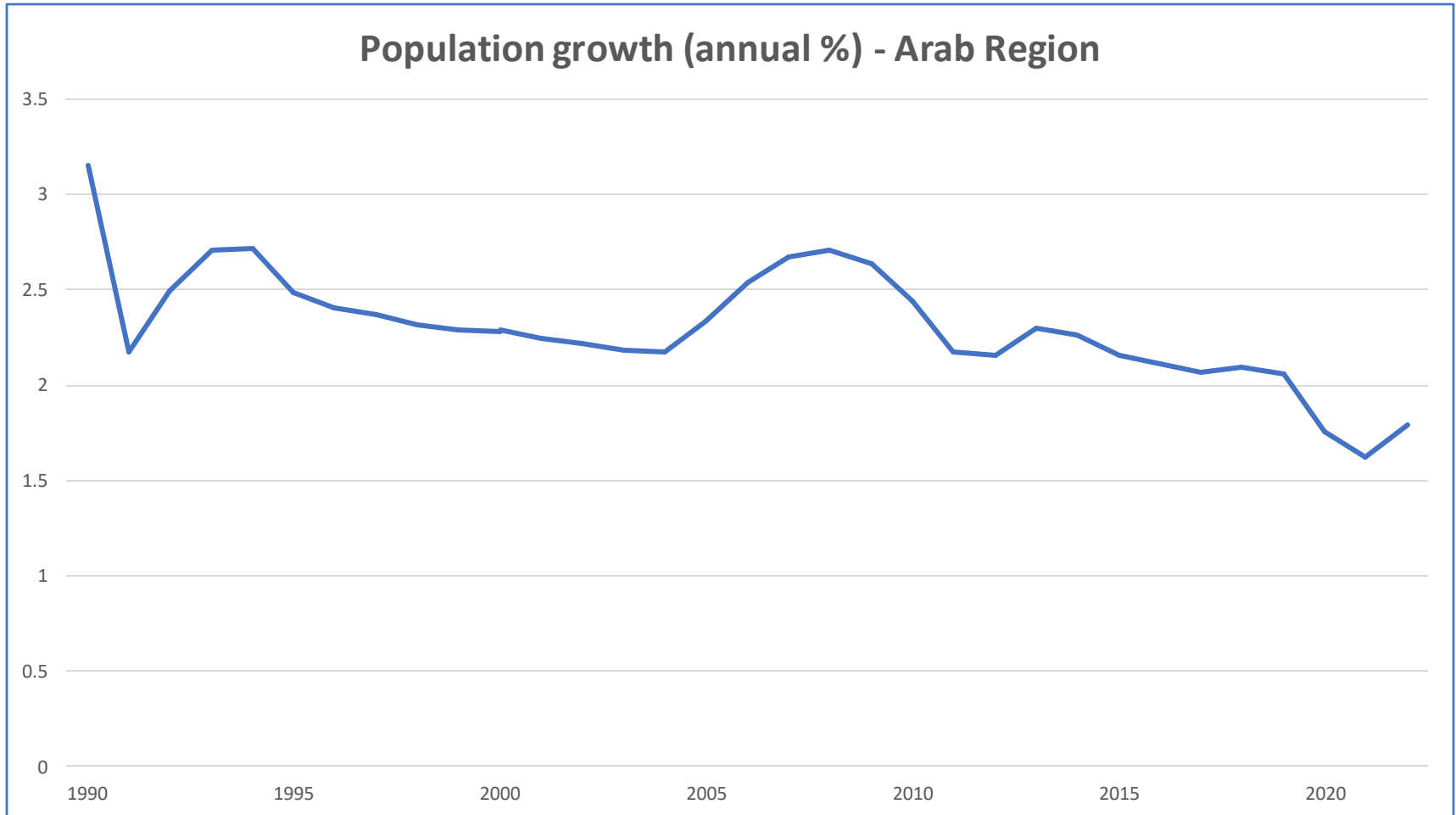
Population Size in the Arab Region (1970-2050)

Population size (in millions) in the Arab Region, 1970-2050



Source: ESCWA calculation based on the United Nations, DESA, Population Division (2022)

Population Growth Rate in the Arab Region (1990-2022)

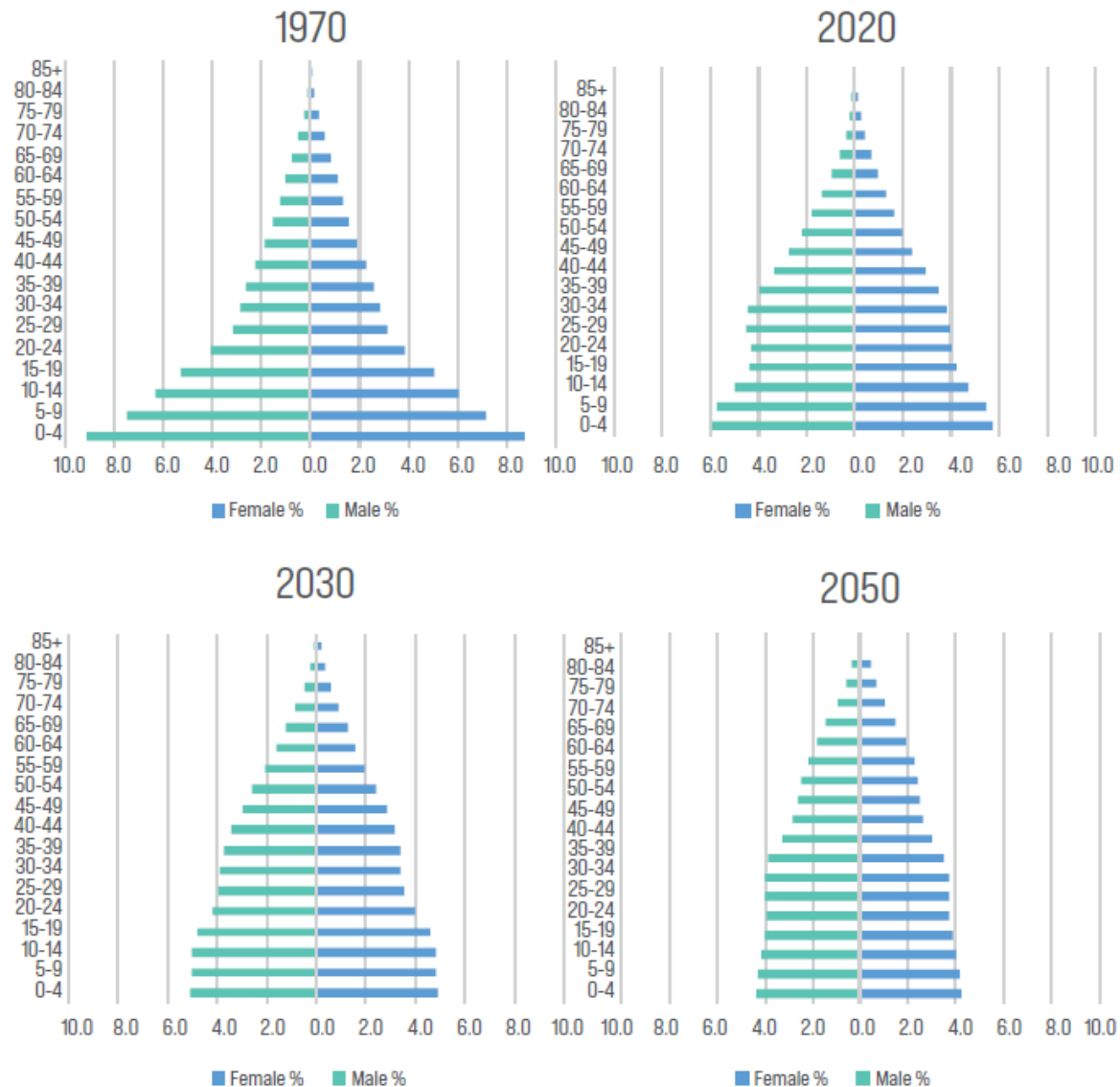


Source: ESCWA calculation based on the United Nations, DESA, Population Division (2022)

Young but
increasingly ageing
population

Changing age structure

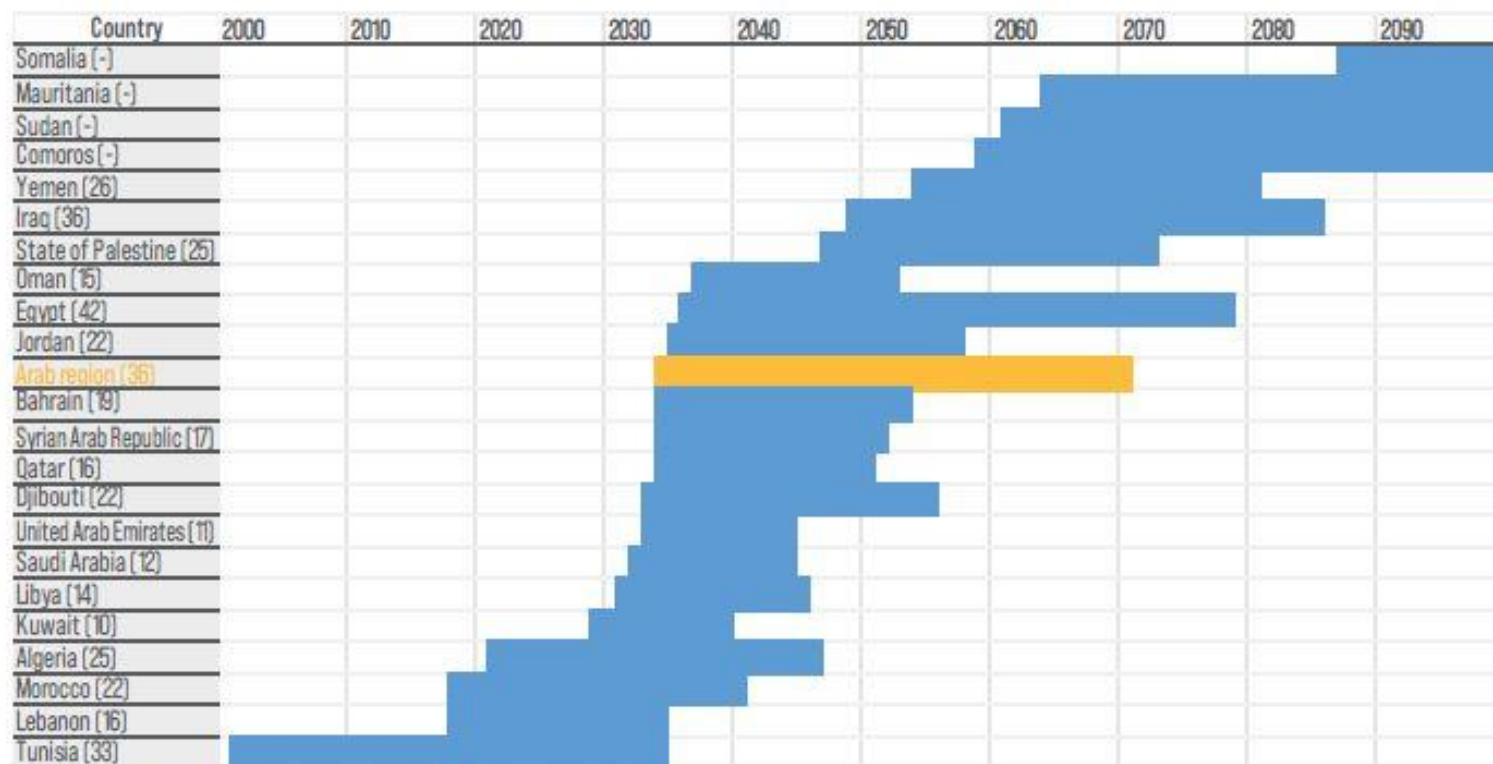
Figure 3. Age pyramids for the Arab region (1970, 2020, 2030 and 2050)



Source: ESCWA calculations based on data from DESA, 2019a.

Ageing transition

Figure 7. Ageing transitions in Arab countries (2000-2100)



Source: ESCWA calculations based on data from DESA, 2019a.

Note: The estimated duration of the ageing transition is shown in brackets. The starting year of the ageing transition is the year the proportion of older persons reaches 7.0 per cent, rounded to one decimal place. If the share is above this (i.e. 7.05 or above), the preceding year is used as the starting date.

A region on the move
but also host to many
migrants and refugees



Migration to and from the region

Figure 1. Number of migrants and refugees in the Arab region, 1990-2020 (Millions)

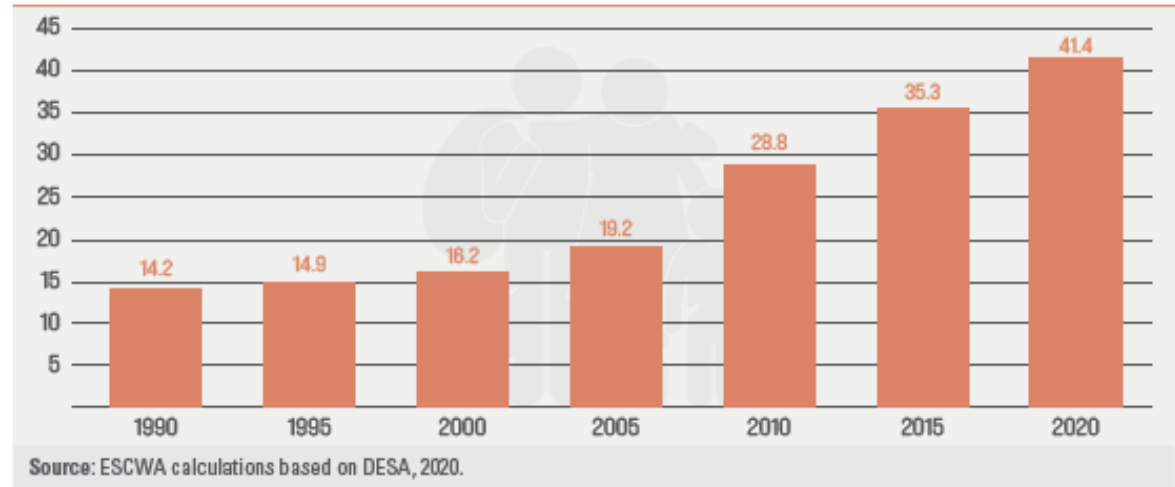
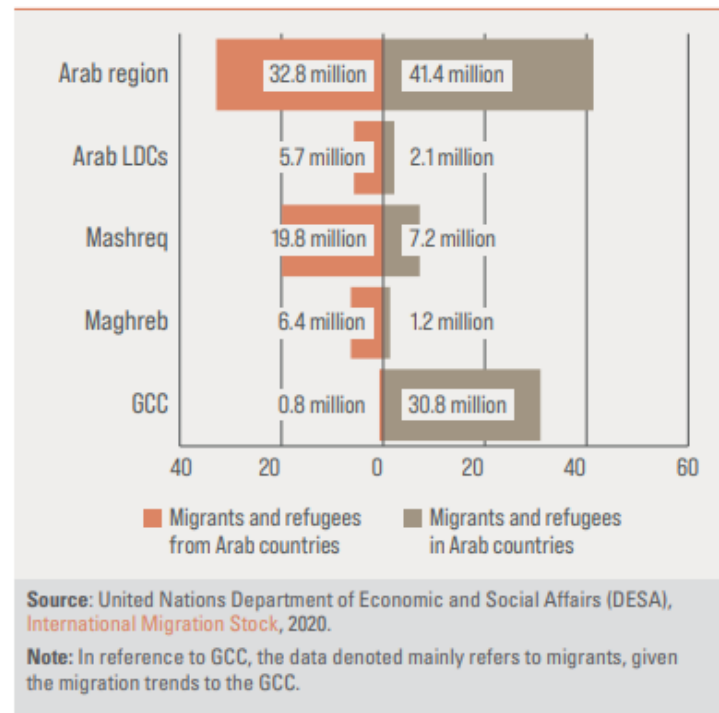


Figure 1. Number of migrants and refugees from and in Arab countries (Millions) by subregion, 2020



Demographics of migrants and refugees

Demographic profile of migrants and refugees in the region



In **2020**, **1/3** of the migrants and refugees in the Arab region were women



Women made up almost **1/2** of the migrant and refugee population in the Mashreq and in the Arab LDCs compared with **35%** in the Maghreb and only **28%** in the GCC



In **2020**, more than **2/3** of all migrants and refugees residing in Arab countries were of working age (25-64)



Children (0-14): **18%**



Young people (15-24): **11%**



Older persons (65+): only **3%**

Source: ESCWA calculations based on DESA, *International Migration Stock*, 2020.

Note: Whenever data from DESA is referenced, the term migrants and refugees is used since the data include both populations. However, it is important to note the different realities and migration patterns in the region, with GCC subregion hosting mostly migrant workers, while refugees are mostly concentrated in the Mashreq.

Key Recommendations

Ideas for the way forward

Strengthen

Disaggregated data collection to enable evidence-based policy that is responsive to different population groups

Incorporate

Population dynamics and projections into development planning processes

Create

Decent employment opportunities for all, especially women, youth, and persons with disability

Adopt

A life-cycle approach that is responsive to different age groups

Reduce

The vulnerabilities of migrants and refugees by facilitating orderly, safe, and regular migration opportunities

Develop

Inclusive urban planning models to ensure that no one is left behind

Thank you



UNITED NATIONS

الاستقيا
ESCWA

Shared Prosperity **Dignified Life**

