

# Implementation of ICPD in Africa: Challenges, Opportunities and Future Perspectives

**Saurabh Sinha**  
Chief, Social Policy Section  
Gender, Poverty and Social Policy Division (GPSPD)  
UN Economic Commission for Africa (ECA)

**EGM on Assessing the status of implementation of the ICPD Programme of Action and its contribution to the follow up and review of the 2030 Agenda**  
UNDESA



19 July 2023

# Outline of the Presentation

1. Demographic trends – Can Africa reap the dividend?
2. ICPD in Africa - the regional framework (AADPD)
3. Progress on implementing ICPD/SDGs in Africa
4. Challenges in implementing AADPD/ICPD
5. Opportunities for the future



## 1. Demographic trends – Can Africa reap the dividend?

### **Africa:**

***the second largest region in the world*** with a population of 1.4 billion people.

***the most youthful continent*** with a median age of less than 19 years.

***also the fastest growing region in the world*** – annual popn growth rate nearly 2.5X the world average

- By 2050 more than half of the projected increase in global population will be in just eight countries and five of which are in Africa: DR Congo, Egypt, Ethiopia, Nigeria, and the UR Tanzania.

### ***For Africa, the distribution of population matters more than just the size.***

- It will add 184 million to its youth population (15-24 years) so that by 2050 one in every three young people in the world will be African.
- By 2050, Africa's working-age population (20-64 years) will be more than double the number in 2022 and constitute almost 25 per cent of the global working-age population.



## 1. Demographic trends – Can Africa reap the dividend?...

***Africa's future growth and prosperity depends upon whether young Africans can access suitable jobs.***

The growing young and working-age population ***offers Africa the prospect of reaping the benefits of a demographic dividend but is also the biggest challenge*** in the absence of suitable jobs for the youth.

***The working-age population in Africa is growing faster than jobs are created***

- at current rates, there will likely be only 150 million new jobs in 2022-2050, less than a quarter of the number of people seeking them.

At the same time, ***Europe is rapidly aging and faces severe labour shortages*** with the region's population living longer and having fewer children.

***The proportion of the working-age population is going down in Europe.***

- there will be nearly 100 million fewer people aged 20-64 in 2050 than there are in 2022.



## 1. Demographic trends – Can Africa reap the dividend?...

***So, while Europe faces labour shortages, Africa needs to provide jobs for its growing young and working-age population.***

***The global mismatch between jobs and labour has huge implications for development policy.***

***Most Africans still migrate within Africa, though migration to Europe and N. America is increasing***

- Many of them are with skills and the loss of skilled labour from Africa is worrisome for countries that already suffer from low human capital.
- As tertiary and professional education are financed with severely limited public education budgets, **poorer African countries implicitly subsidize richer countries through migration of skilled labour.**


***If properly managed migration can be an immense opportunity and yield benefits for all parties.***

***Demographics and migration are implicitly linked***

Policies to increase jobs for youth within national boundaries (***Jobs in Africa***), should also identify opportunities, and partner with countries, in the region and outside the continent to absorb their increasing and young labour force (***Jobs for Africans***).



## 2. ICPD in Africa – AADPD (the regional framework)



AADPD adopted by Ministers in 2013 and endorsed by African Heads of State in 2014

Provides region-specific guidance on population and development and implementation of the ICPD

88 commitments under six pillars: **Dignity and Equality; Health; Place and Mobility; Governance; Data and Statistics; Partnership and International Cooperation.**

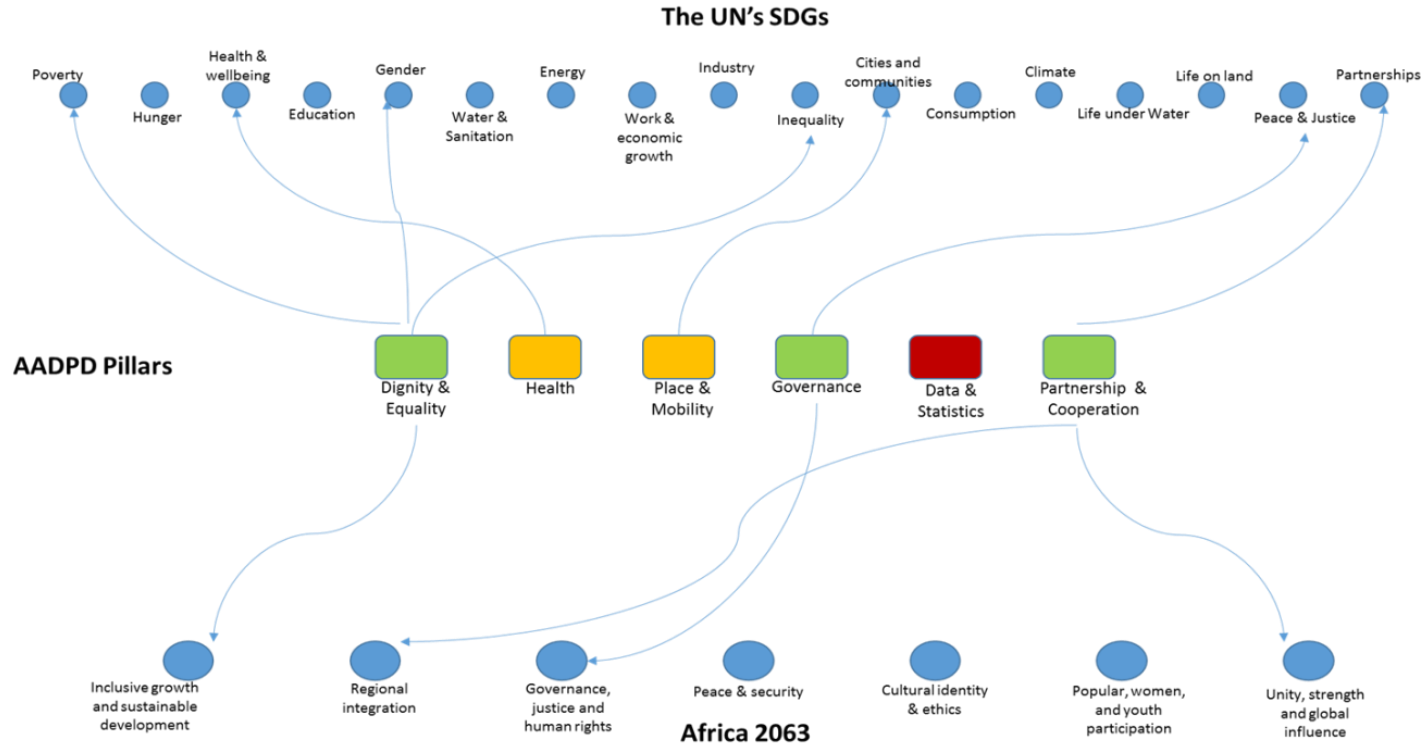
AADPD commitments overlap substantially with the SDGs - nearly 80% of the AADPD commitments connected to SDGs.

Focus on the demographic dividend.

The Operational Guide and M&E framework, closely aligned to the SDGs, was adopted by Ministers in 2017.

AUC, UNFPA and ECA partnership mandated to spearhead implementation and reviews.

# SDGs, Agenda 2063 and AADPD in Africa – how do they connect?






### 3. Progress on implementing ICPD/SDGs in Africa

Halfway towards 2030, most African countries are struggling to meet most SDG targets

The Covid-19 pandemic reversed some of the gains of the past years.





## Country-wide progress on ICPD-related SDGs in Africa

Country	2023 SDG Index Score	2023 SDG Index Rank	SDG1: No Poverty	SDG3: Good Health and Well-Being	SDG5: Gender Equality	SDG10: Reduced Inequalities	SDG11: Sustainable Cities and Communities	SDG16: Peace, Justice and Strong Institutions	SDG17: Partnerships for the Goals
Tunisia	72.5	58	↗	↘	↘	↘	↘	↘	↗
Morocco	70.9	70	↗	↘	↘	↘	↘	↘	↗
Algeria	70.8	71	↗	↘	↘	↘	↘	↘	↗
Egypt, Arab Rep.	69.6	81	↘	↘	↘	↘	↘	↘	↘
Cabo Verde	68.8	89	↘	↘	↘	↘	↘	↘	↗
Mauritius	68.0	98	↗	↘	↘	↘	↘	↘	↗
Namibia	64.3	109	↘	↘	↗	↘	↘	↘	↘
South Africa	64.0	110	↘	↘	↘	↘	↘	↘	↘
Gabon	63.1	113	↘	↘	↘	↘	↘	↘	↘
Botswana	62.7	118	↘	↘	↘	↘	↘	↘	↘
Sao Tome and Principe	62.7	119	↘	↘	↘	↘	↘	↘	↘
Cote d'Ivoire	62.3	120	↗	↘	↘	↗	↘	↘	↘
Senegal	61.8	121	↘	↘	↘	↘	↘	↘	↘
Ghana	61.8	122	↘	↘	↘	↘	↘	↘	↘
Kenya	60.9	123	↘	↘	↘	↘	↘	↘	↘
Rwanda	60.2	126	↘	↘	↘	↘	↘	↘	↘
Gambia, The	58.3	129	↘	↘	↘	↘	↘	↘	↘
Mali	58.0	131	↘	↘	↘	↘	↘	↘	↘
Eswatini	57.9	132	↘	↘	↘	↘	↘	↘	↘
Mauritania	57.2	133	↘	↘	↘	↘	↘	↘	↘
Tanzania	56.8	134	↘	↘	↘	↘	↘	↘	↘
Malawi	56.3	135	↘	↘	↘	↘	↘	↘	↘
Togo	56.3	136	↘	↘	↘	↘	↘	↘	↘
Sierra Leone	55.7	137	↘	↘	↘	↘	↘	↘	↗
Zimbabwe	55.6	138	↘	↘	↘	↘	↘	↘	↘
Cameroon	55.1	139	↘	↘	↘	↘	↘	↘	↘
Benin	55.1	140	↗	↘	↘	↘	↘	↘	↘
Uganda	55.0	141	↘	↘	↘	↘	↘	↘	↘
Guinea	54.9	142	↘	↘	↘	↘	↘	↘	↘
Lesotho	54.9	143	↘	↘	↘	↘	↘	↘	↘
Ethiopia	54.5	144	↘	↘	↘	↘	↘	↘	↘
Zambia	54.3	145	↘	↘	↘	↘	↘	↘	↘
Nigeria	54.3	146	↘	↘	↘	↘	↘	↘	↘
Burundi	53.9	147	↘	↘	↘	↘	↘	↘	↘
Mozambique	52.7	149	↘	↘	↘	↘	↘	↘	↘
Djibouti	52.7	150	↘	↘	↘	↘	↘	↘	↘
Congo, Rep.	52.6	151	↘	↘	↘	↘	↘	↘	↘
Burkina Faso	52.4	153	↘	↘	↘	↘	↘	↘	↘
Comoros	51.7	154	↘	↘	↘	↘	↘	↘	↘
Angola	50.8	155	↘	↘	↘	↘	↘	↘	↘
Madagascar	50.3	156	↘	↘	↘	↘	↘	↘	↘
Liberia	49.9	157	↘	↘	↘	↘	↘	↘	↘
Congo, Dem. Rep.	48.6	159	↘	↘	↘	↘	↘	↘	↘
Sudan	48.6	160	↘	↘	↘	↘	↘	↘	↘
Niger	48.3	161	↘	↘	↘	↘	↘	↘	↘
Somalia	48.0	162	↘	↘	↘	↘	↘	↘	↗
Chad	45.3	164	↘	↘	↘	↘	↘	↘	↘
Central African Republic	40.4	165	↘	↘	↘	↘	↘	↘	↘
South Sudan	38.7	166	↘	↘	↘	↘	↘	↘	↘
Eritrea			↘	↘	↘	↘	↘	↘	↘
Guinea-Bissau			↘	↘	↘	↘	↘	↘	↘
Equatorial Guinea			↘	↘	↘	↘	↘	↘	↘
Libya			↘	↘	↘	↘	↘	↘	↘
Seychelles			↘	↘	↘	↘	↘	↘	↗
Sub-Saharan Africa	53.0		↘	↘	↘	↘	↘	↘	↘
World	66.7		↘	↘	↘	↘	↘	↘	↘

Source: Africa Sustainable Development Report 2023

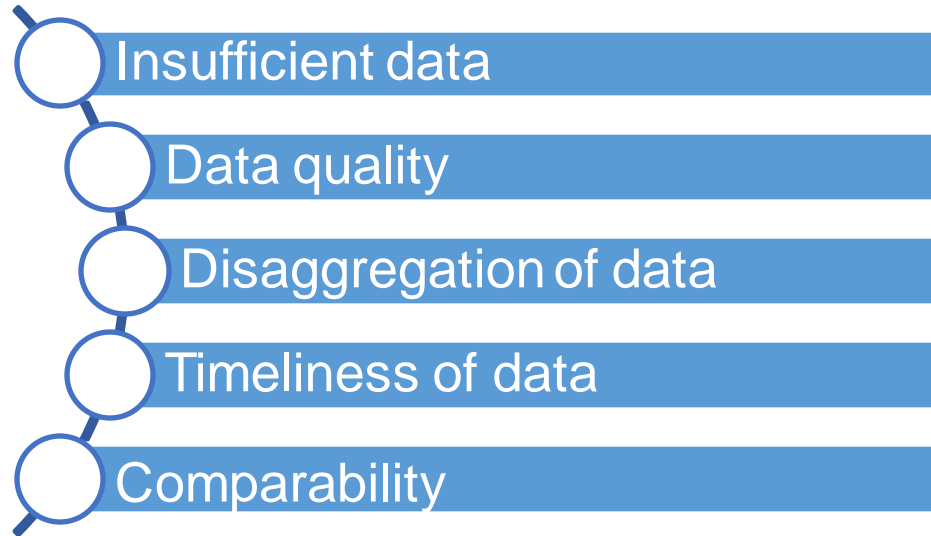


## 4. Challenges in implementing AADPD/ICPD

- Lack of adequate financial resources
- **Lack of adequate data; incomplete set of indicators, insufficient coverage, poor data quality**
- Lack of capacity among civil society and civil service
- Lack of policy coherence and coordination across levels of government, often lack of awareness too
- Lack of public budgeting execution mechanisms
- Lack of, or waning, political will
- **Need to harmonise national reports**



## 4.a. Data availability - the key challenge



- Finding comparative data/indicators to reflect on the sub-regional and countries' progress on the different pillars and sub-themes a challenge
- Even when data were available, reference periods not systematically comparable.
- So, the previous review relied primarily on comparative international data.



## 4.b. Harmonization of the national reports

Different indicators from one report to another and often different from the indicators in the AADPD operational monitoring and evaluation guide.

- Sources of the indicators are not time referenced most of the time.
- Reference period of the indicators are not most the time mentioned.
- Indicators geographical levels of disaggregation are not uniform.
- Unit of measurement or the format of the indicator is not most of the time indicated.
- Misinterpretation or formulation of indicators sometimes.
- Sometimes, focus on activities carried out rather than performance indicators.
- Absence of a glossary recalling the main definitions and the method of calculation the indicators.

In addition, gaps in institutionalization of evaluation and accountability in all sectors (public and private) and all levels of government.

Several countries incorporated demographic dividend into national development plans and established teams to induce accountability across line ministries.

But there is a need for broader participation in the design of public policies.



## 5. Opportunities for the future

- ***Unique partnership of AUC, ECA and UNFPA leading implementation and review of ICPD*** – anchored on the AU Specialised Technical Committee on Health, Population and Drugs Control; participation of member States at the highest political level
- ***African countries strengthening cooperation on population and development issues through RECs*** - SADC and EAC have programmes on gender equality, social and human development which are aligned to the AADPD and critical for SDGs
- ***CSOs including NGOs and youth organisations have played a critical role in formulation and review of population policies at national and regional levels***
  - In most countries CSOs work on these issues and contribute to the review of the AADPD. The last review had pre-events for CSOs and youth organisations which also participated in national reviews and made submissions to the continental report.
- **These partnerships are crucial** in preparing the continental report on the implementation of ICPD/AADPD and taking stock of implementation of the ICPD agenda to inform the design of population policies at national and regional levels.

*Thank you !!*