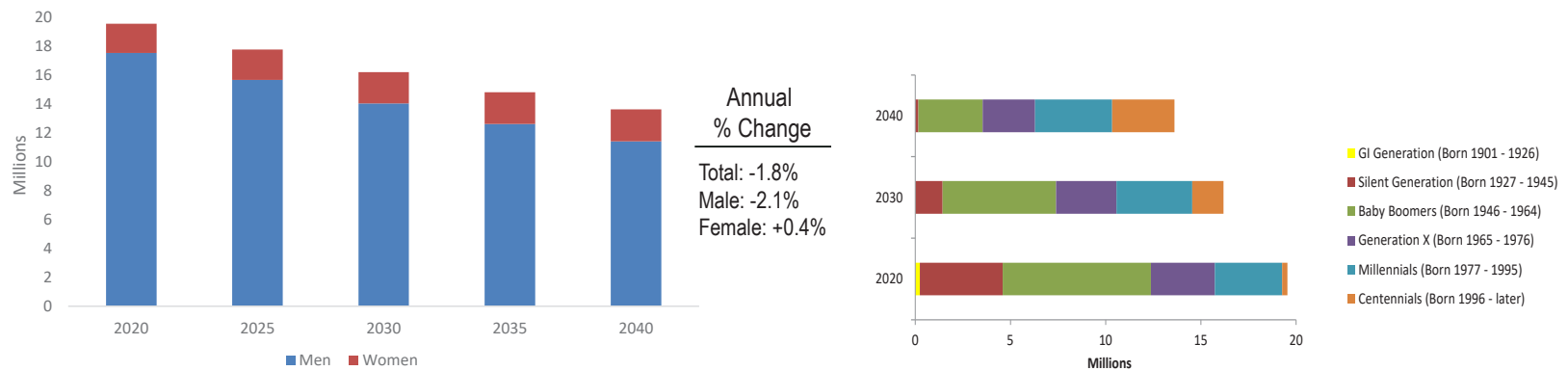




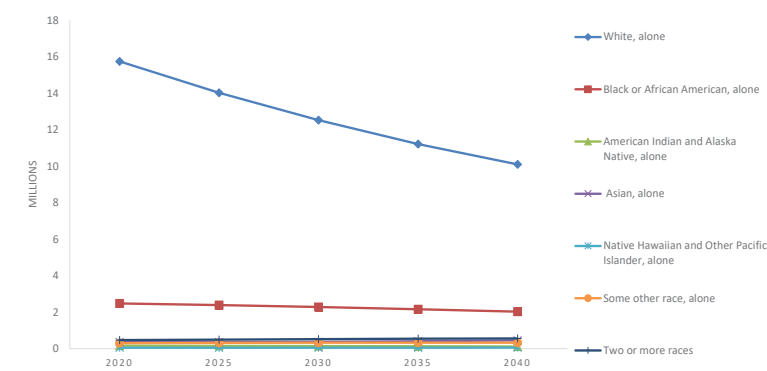
Veteran Population Projections 2020-2040

The Veteran Population Projection Model 2018 (VetPop2018) provides the latest official Veteran population projections from the Department of Veterans Affairs (VA). VetPop2018 contains projections for each fiscal year from 2018 to 2048.

The total Veteran population is predicted to decline from 19.5 million in 2020 to 13.6 million in 2048



Race and Ethnicity

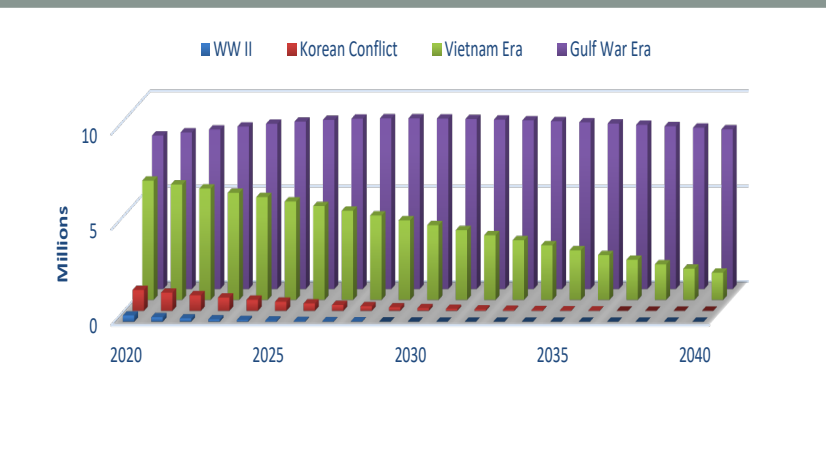


Minority Veterans are predicted to increase from 25.2% of the total Veteran population in 2020 to 35.3% in 2040. Hispanic Veterans will increase from 8.2% in 2020 to 13.7% in 2040. Minority Veterans are all races/ethnicities except non-Hispanic White veterans.



Gulf War Era Veterans are 50% of all war Veterans

2020	
Gulf War Era	8,051,000
WWII	326,000
Korean Conflict	1,096,000
Vietnam Era	6,258,000



Where Veterans Live

Rank	2020	2030	2040
1	California	Texas	Texas
2	Texas	California	Florida
3	Florida	Florida	California
4	Pennsylvania	Virginia	Virginia
5	Ohio	Georgia	Georgia
6	New York	Pennsylvania	North Carolina
7	Virginia	North Carolina	Ohio
8	North Carolina	Ohio	Pennsylvania
9	Georgia	New York	Washington
10	Illinois	Washington	New York

50% of Veterans live in the top 10 states

Annual Percent Change of Veteran Population by County: 2020 to 2030

