



BILL DE BLASIO
MAYOR

CIVILIAN COMPLAINT REVIEW BOARD
100 CHURCH STREET 10th FLOOR
NEW YORK, NEW YORK 10007 ♦ TELEPHONE (212) 912-7235
www.nyc.gov/ccrb



FREDERICK DAVIE
CHAIR

Executive Director's Monthly Report
May 2020
(Statistics for April 2020)

Contents

Executive Summary	2
Glossary	3
Complaints Received	4
CCRB Cases Received By Borough and Precinct	5
Allegations Received	7
CCRB Docket	10
Body Worn Camera Footage Requests	12
Closed Cases	13
Resolving Cases	13
Dispositions / Case Abstracts	14
Dispositions - Full Investigations	16
Dispositions - All CCRB Cases	17
Dispositions - Allegations	18
Substantiation Rates	20
Substantiation Rates and Video	21
Board Discipline Recommendations for Substantiated Complaints	22
Board Discipline Recommendations for Substantiated Allegations	24
Truncations	27
Complaints by PSA	28
Mediation Unit	30
Administrative Prosecution Unit	32
NYPD Discipline	33
Appendix	39

Executive Summary

The Civilian Complaint Review Board (“CCRB”) is an independent municipal Agency that investigates complaints of NYPD misconduct. Every month, the CCRB prepares an Executive Director report for its public meeting. Data for April 2020 included the following highlights:

- 1) Of the cases in the CCRB active investigations docket, 64% have been open for 4 months or fewer, and 79% have been open for 7 months or fewer (page 10). In April, the CCRB opened 310 new cases (page 4), and currently has a total open docket of 2,604 cases (page 11).
- 2) The CCRB substantiated allegations in 49% of its fully investigated cases (page 16).
- 3) The CCRB fully investigated 27% of the cases it closed in April (page 13) and resolved (fully investigated, mediated or attempted mediation) 27% of the cases it closed (page 17). The Agency's truncation rate was 73% (page 13). This is primarily driven by uncooperative complainants/alleged victims, or witnesses.
- 4) For April, investigations using video evidence resulted in substantiated allegations in 50% of cases - compared to 47% of cases in which video was not available (page 20-21).
- 5) The Monthly Report includes a breakdown of complaints and substantiations by NYPD precinct and borough of occurrence (pages 5-6, 25-26).
- 6) In April the Police Commissioner finalized 13 decision(s) against police officers in Administrative Prosecution Unit (APU) cases; 4 were guilty verdicts won by the APU (page 32). The CCRB's APU prosecutes the most serious allegations of misconduct. The APU conducted 5 trials against members of the NYPD year-to-date; no trials were conducted against respondent officers in April.

Finally, the Monthly Report contains a Table of Contents, Glossary, and Appendix, all meant to assist readers in navigating this report. The CCRB is committed to producing monthly reports that are valuable to the public, and welcomes feedback on how to make its data more accessible.

Glossary

In this glossary we have included a list of terms that regularly appear in our reports.

Allegation: An allegation is a specific act of misconduct. The same “complaint” can have multiple allegations – excessive force and discourteous language, for example. Each allegation is reviewed separately during an investigation.

APU: The Administrative Prosecution Unit is the division of the CCRB that has prosecuted “charges” cases since April 2013, after the signing of a 2012 Memorandum of Understanding between the CCRB and NYPD.

Board Panel: The “Board” of the CCRB has 13 members. Of the 13 members, five are chosen by the Mayor, five are chosen by the City Council, and three are chosen by the Police Commissioner. Following a completed investigation by the CCRB staff, three Board members, sitting as a Board Panel, will make a finding on whether misconduct occurred and will make a recommendation on what level of penalty should follow.

Case/Complaint: For the purposes of CCRB data, a “case” or “complaint” is defined as any incident within the Agency’s jurisdiction, brought to resolution by the CCRB. Cases/Complaints thus include truncations, fully investigated or ongoing cases, mediations, and completed investigations pending Board Panel review.

Disposition: The Board’s finding as to the outcome of a case (i.e. if misconduct occurred).

FADO: Under the City Charter, the CCRB has jurisdiction to investigate the following categories of police misconduct: Force, Abuse of Authority, Discourtesy, and Offensive Language, collectively known as “FADO”.

Intake: CCRB’s intake team initially handles complaints from the public. Intake takes complaints that come via live phone calls, voicemails, an online complaint form, or in-person.

Investigation: CCRB investigators gather evidence and interview witnesses to prepare reports on misconduct allegations. An investigation ends when a closing report is prepared detailing the evidence and legal analysis, and the case is given to the Board for disposition.

Mediation: A complainant may mediate his or her case with the subject officer, in lieu of an investigation, with the CCRB providing a neutral, third-party mediator.

Truncation: When a complaint is withdrawn or there is no complainant/alleged victim available for an interview, the investigation is “truncated.”

Complaints Received

The CCRB’s Intake team processes misconduct complaints from the public and referrals from the NYPD. Under the New York City Charter, the CCRB’s jurisdiction is limited to allegations of misconduct related to Force, Abuse of Authority, Discourtesy and Offensive Language. All other complaints are referred to the appropriate agency. Figure 1 refers to all complaints that the CCRB receives and Figures 2 and 3 refer to new cases that remain with the Agency. In April 2020, the CCRB initiated 310 new complaints.

Figure 1: Total Intake by Month (January 2019 - April 2020)

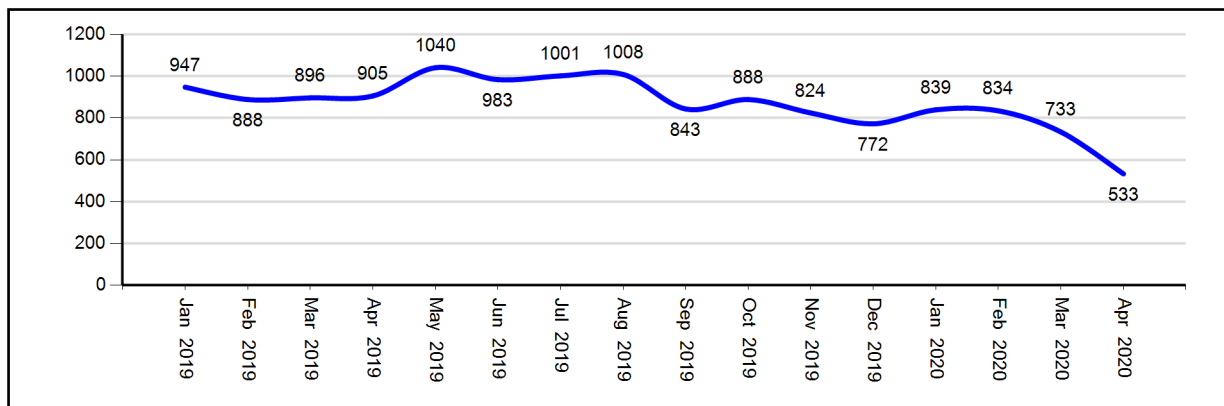


Figure 2: New CCRB Complaints by Month (January 2019 - April 2020)

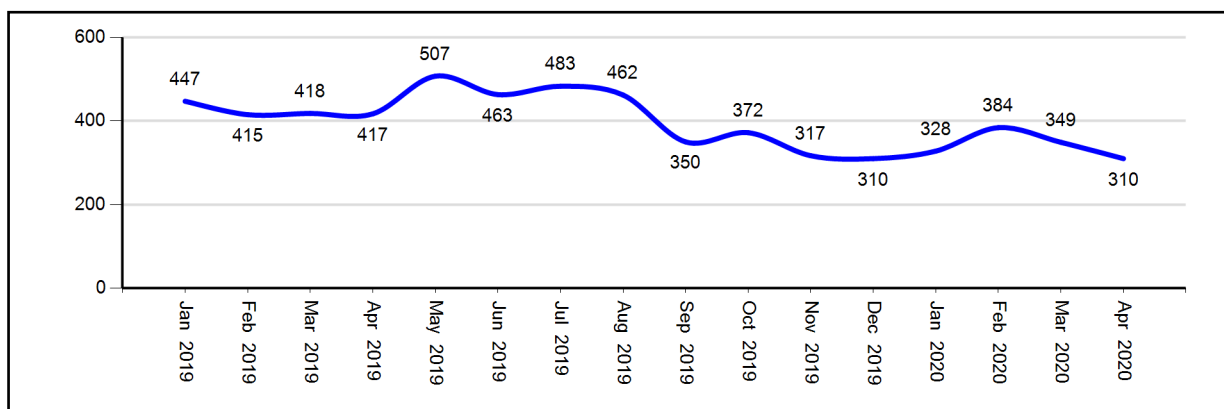
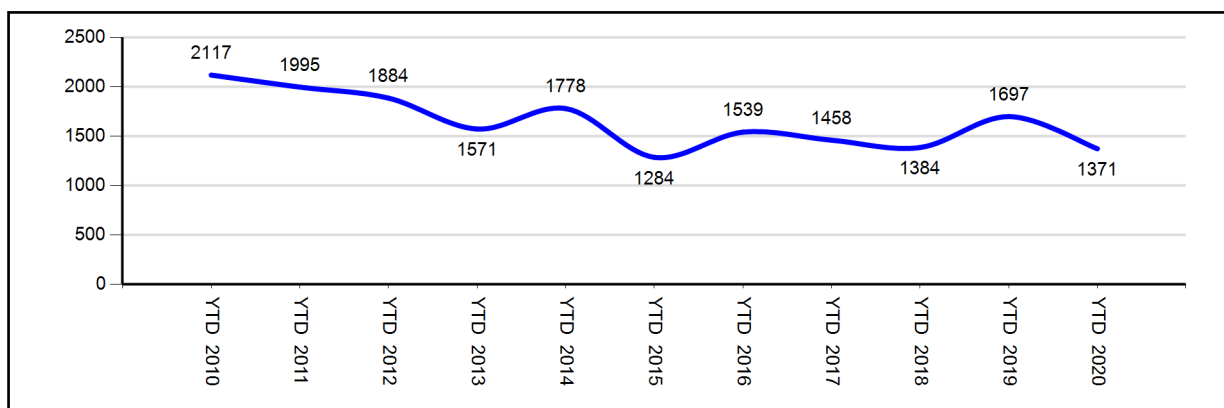


Figure 3: New CCRB Complaints by Year (YTD 2010 - YTD 2020)



CCRB Cases Received by Borough and Precinct

Of the five boroughs, the largest number of misconduct complaints stemmed from incidents occurring in Brooklyn, followed by Bronx. The 73rd Precinct had the highest number at 17 incidents.

Figure 4: CCRB Complaints Received By Borough of Occurrence (April 2020)

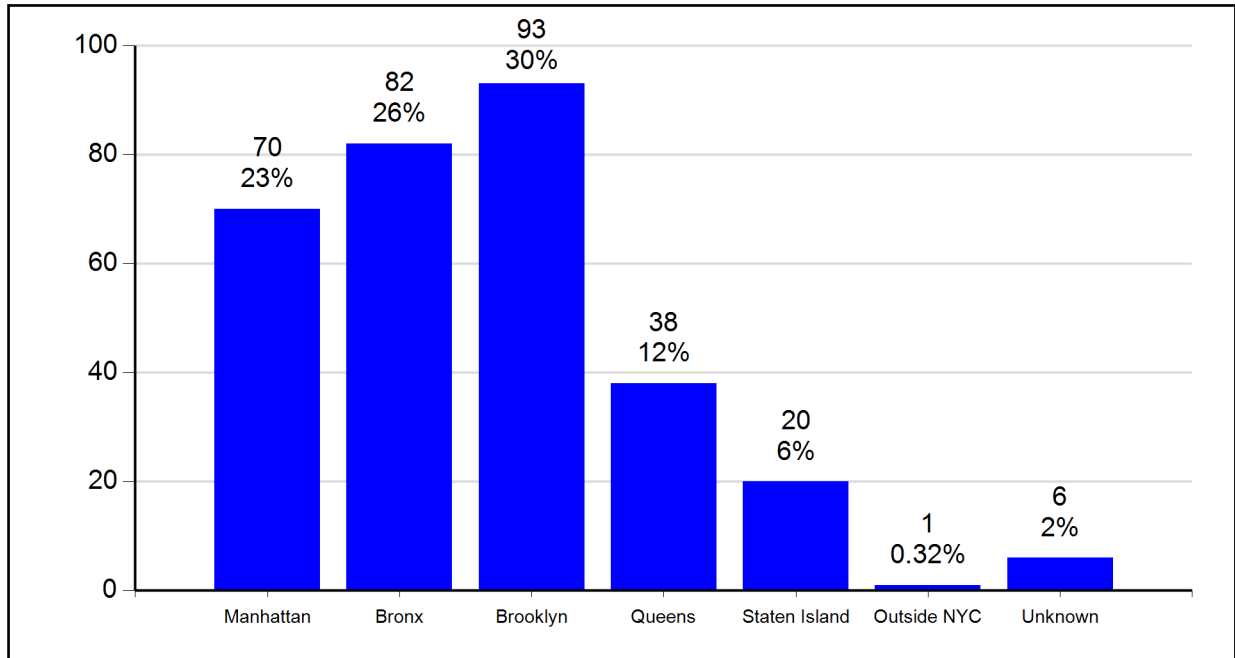


Figure 5: CCRB Complaints Received By Borough of Occurrence (YTD 2020)

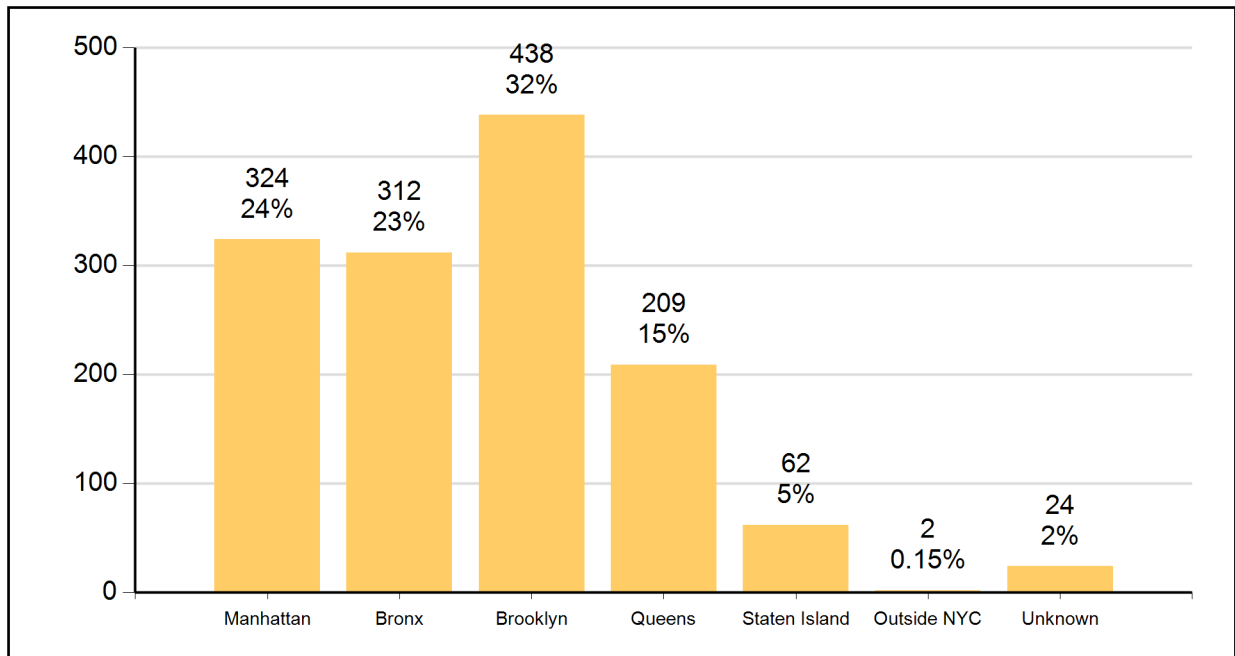


Figure 6: CCRB Complaints Received By Precinct of Occurrence (April 2020)

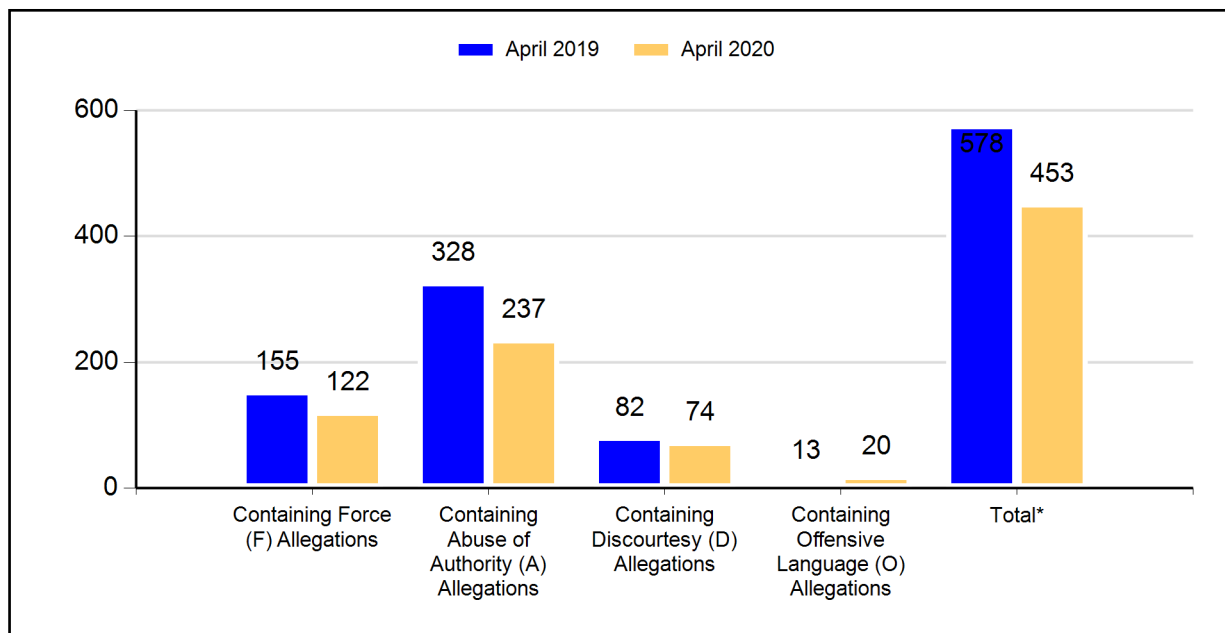
NYPD Precinct of Occurrence*	Number of Complaints	NYPD Precinct of Occurrence*	Number of Complaints
0	1	67	2
1	1	69	1
6	2	70	5
7	2	71	3
9	5	72	2
10	1	73	17
13	5	75	16
14	8	77	6
17	3	79	11
18	1	81	6
19	2	83	2
20	1	84	4
23	4	88	1
24	4	90	4
25	5	101	2
26	1	102	5
28	5	103	5
30	5	104	1
32	3	105	5
33	6	106	1
34	3	107	3
40	13	109	2
41	6	110	2
42	6	111	1
43	8	112	2
44	11	113	2
45	2	114	3
46	6	115	2
47	6	120	8
48	6	121	3
49	6	122	8
50	2	Unknown	14
52	8		
60	4		
61	6		
62	2		
66	1		

*These figures track where an incident occurred, not necessarily the Command of the officer. Please review Figures 62A-62Q for Command Level data for cases closed in 2017.

Allegations Received

As described in the previous section, the CCRB has jurisdiction over four categories of NYPD misconduct. In comparing April 2019 to April 2020, the number of complaints containing an allegation of Force is down, Abuse of Authority complaints are down, Discourtesy are down and Offensive Language are up. Figures for the year-to-date comparison show that in 2020, complaints containing an allegation of Force are down, Abuse of Authority are down, Discourtesy are down and Offensive Language are down.

Figure 7: CCRB Complaints Received By Type of Allegation (April 2019 vs. April 2020)



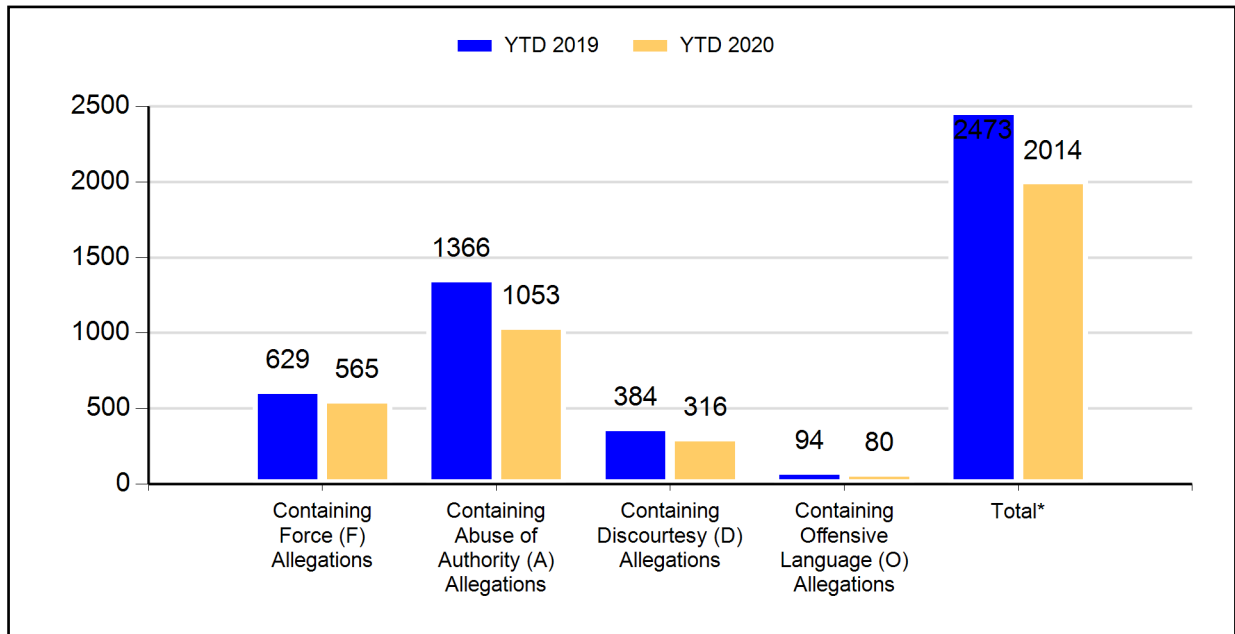
*This is the total of distinct FADO allegation types in complaints received.

Figure 8: CCRB Complaints Received By Type of Allegation (% of Complaints)

	April 2019		April 2020		Change	% Change
	Count	% of Total Complaints	Count	% of Total Complaints		
Force (F)	155	37%	122	39%	-33	-21%
Abuse of Authority (A)	328	79%	237	76%	-91	-28%
Discourtesy (D)	82	20%	74	24%	-8	-10%
Offensive Language (O)	13	3%	20	6%	7	54%
Total FADO Allegations	578		453		-125	-22%
Total Complaints	417		310		-107	-26%

Note: the number of allegations in recently received complaints typically grows somewhat as the complaints are investigated.

Figure 9: CCRB Complaints Received By Type of Allegation (YTD 2019 vs. YTD 2020)



*This is the total of distinct FADO allegation types in complaints received.

Figure 10: CCRB Complaints Received By Type of Allegation YTD (% of Complaints)

	YTD 2019		YTD 2020		Change	% Change
	Count	% of Total Complaints	Count	% of Total Complaints		
Force (F)	629	37%	565	41%	-64	-10%
Abuse of Authority (A)	1366	80%	1053	77%	-313	-23%
Discourtesy (D)	384	23%	316	23%	-68	-18%
Offensive Language (O)	94	6%	80	6%	-14	-15%
Total FADO Allegations	2473		2014		-459	-19%
Total Complaints	1697		1371		-326	-19%

Note: the number of allegations in recently received complaints typically grows somewhat as the complaints are investigated.

Figure 11: Total Allegations (% of Total Allegations)

	April 2019		April 2020		Change	% Change
	Count	% of Total Allegations	Count	% of Total Allegations		
Force (F)	331	22%	246	22%	-85	-26%
Abuse of Authority (A)	1057	69%	745	66%	-312	-30%
Discourtesy (D)	123	8%	106	9%	-17	-14%
Offensive Language (O)	16	1%	26	2%	10	63%
Total Allegations	1527		1123		-404	-26%
Total Complaints	417		310		-107	-26%

Figure 12: Total Allegations YTD (% of Total Allegations)

	YTD 2019		YTD 2020		Change	% Change
	Count	% of Total Allegations	Count	% of Total Allegations		
Force (F)	1354	21%	1154	23%	-200	-15%
Abuse of Authority (A)	4355	68%	3413	67%	-942	-22%
Discourtesy (D)	555	9%	435	9%	-120	-22%
Offensive Language (O)	123	2%	103	2%	-20	-16%
Total Allegations	6387		5105		-1282	-20%
Total Complaints	1697		1371		-326	-19%

The number of allegations in recently received complaints typically grows as the complaints are investigated.

CCRB Docket

As of the end of April 2020, 64% of active CCRB cases are fewer than five months old, and 79% active cases have been open for fewer than eight months.

Figure 13: Age of Active Cases Based on Received Date (April 2020)

Case Age Group	Count	% of Total
Cases 0-4 Months	1485	64.2%
Cases 5-7 Months	348	15.0%
Cases 8-11 Months	340	14.7%
Cases 12-18 Months*	133	5.7%
Cases Over 18 Months**	8	0.3%
Total	2314	100%

*12-18 Months: 15 cases that were reopened; 1 case that was on DA Hold.

**Over18 Months: 5 cases that were reopened; 2 cases that were on DA Hold.

Figure 14: Age of Active Cases Based on Incident Date (April 2020)

	Count	% of Total
Cases 0-4 Months	1334	57.6%
Cases 5-7 Months	386	16.7%
Cases 8-11 Months	372	16.1%
Cases 12-18 Months*	193	8.3%
Cases Over 18 Months**	29	1.3%
Total	2314	100%

*12-18 Months: 16 cases that were reopened; 1 case that was on DA Hold.

**Over18 Months: 7 cases that were reopened; 2 cases that were on DA Hold.

An active case is here defined as an investigation; cases in mediation are excluded.

Figure 15: Number of Active Investigations (January 2019 - April 2020)

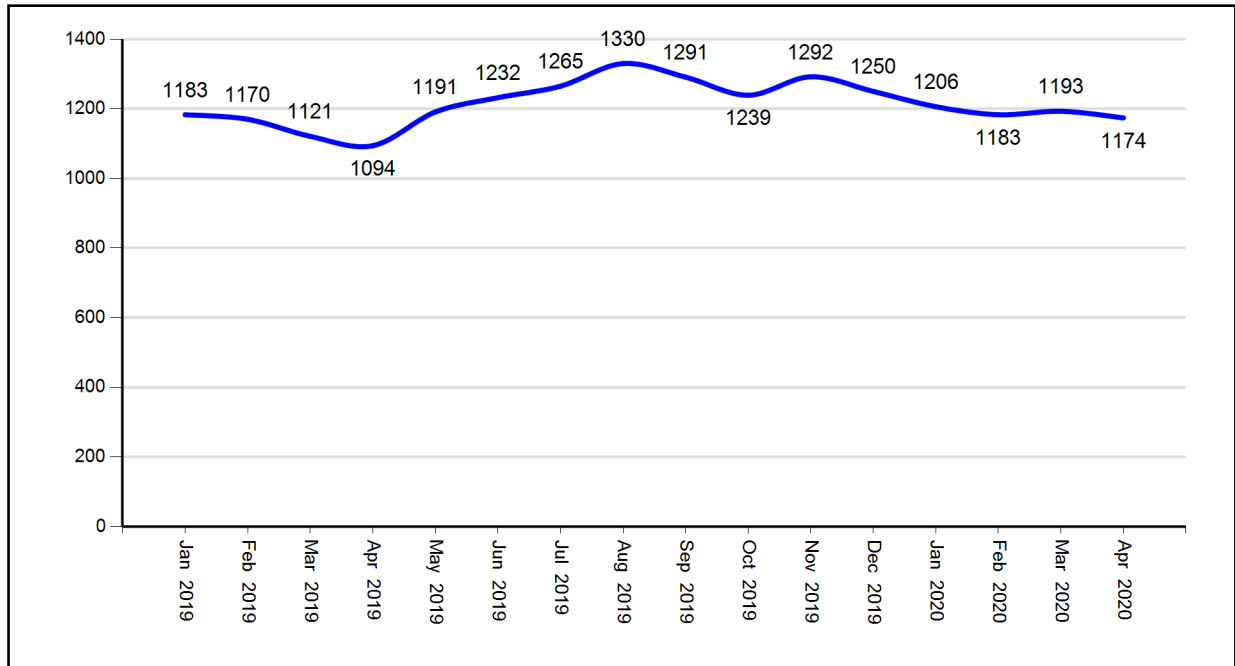


Figure 16: Open Docket Analysis

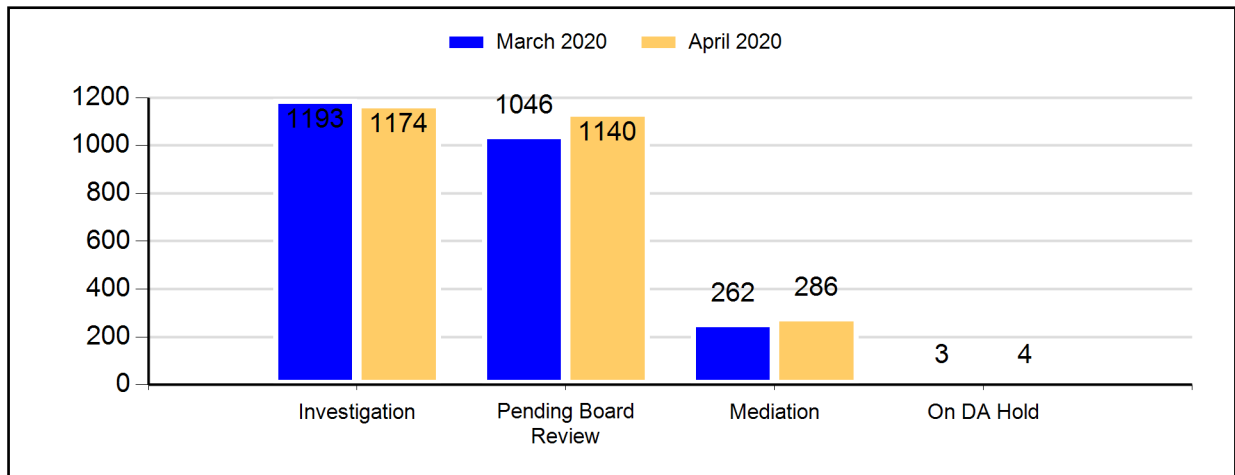


Figure 17: Open Docket Analysis with % Change

	March 2020		April 2020		Change	% Change
	Count	% of Total	Count	% of Total		
Investigations	1193	48%	1174	45%	-19	-2%
Pending Board Review	1046	42%	1140	44%	94	9%
Mediation	262	10%	286	11%	24	9%
On DA Hold	3	0%	4	0%	1	33%
Total	2504		2604		100	4%

Body Worn Camera Footage Requests

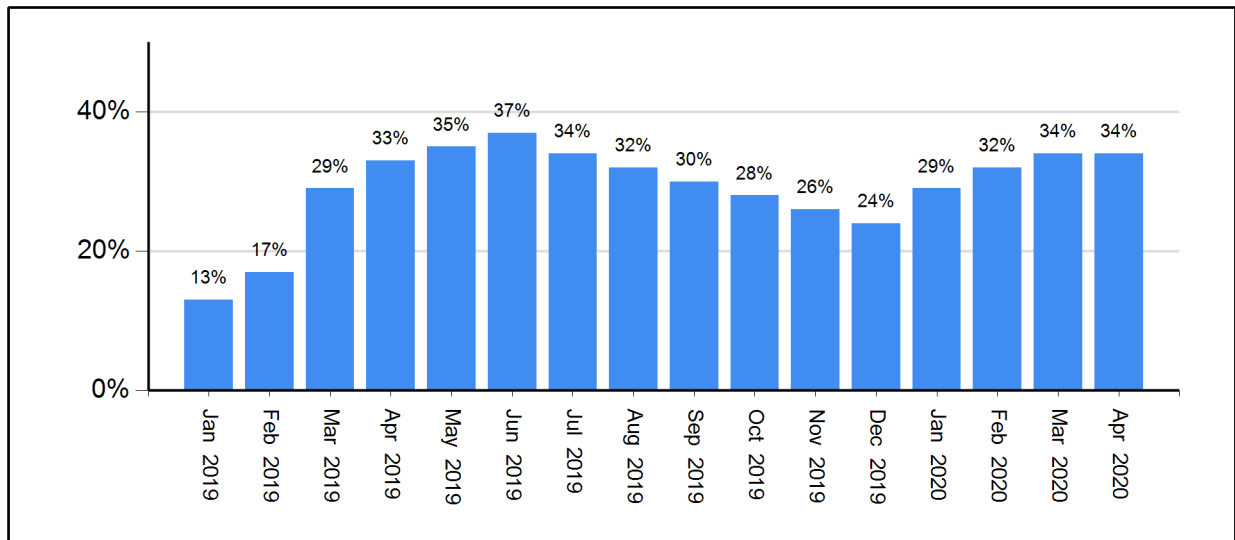
Since the widespread roll out of body worn cameras in 2018, the collection of footage from these cameras has become an integral part of CCRB investigations.

The timeliness of the response to BWC footage requests has a direct impact on the length of time it takes to complete an investigation. The longer it takes to fulfill BWC requests, the longer CCRB investigations remain on the open docket.

Figure 18: Pending Requests for BWC Footage

Days Pending	BWC Requests	% of Total
00 <= Days < 30	151	19.4%
30 <= Days < 60	124	15.9%
60 <= Days < 90	317	40.7%
90 <= Days	187	24.0%
Total	779	100%

Figure 19: Percentage of Open Investigations Docket with Pending BWC Requests (January 2019 - April 2020)

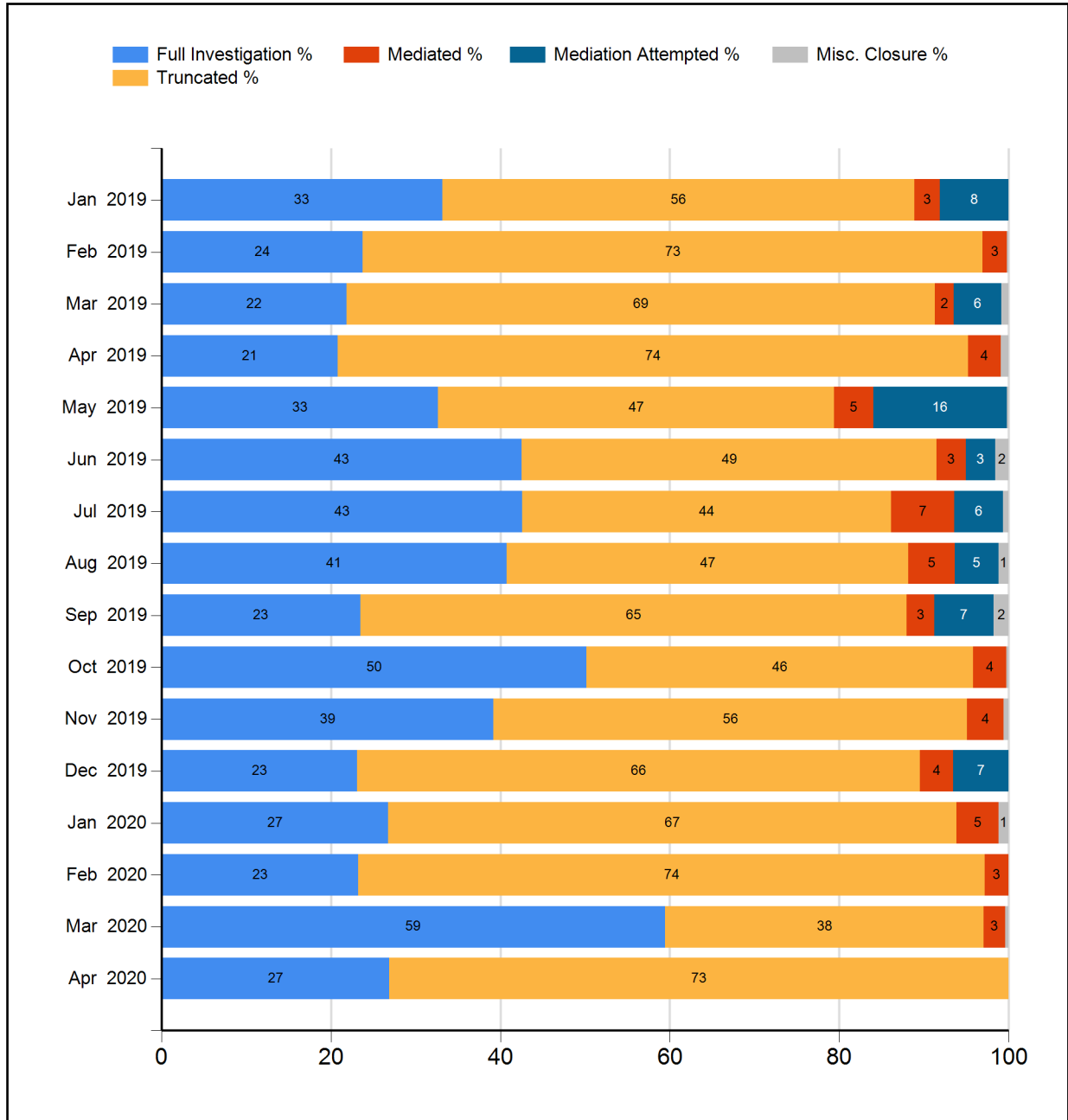


Closed Cases

Resolving Cases

In April 2020, the CCRB fully investigated 27% of the cases it closed, and resolved (fully investigated, mediated or mediation attempted) 27% of the cases it closed.

Figure 20: Case Resolutions (January 2019 - April 2020) (%)



Dispositions

Cases fully investigated by the CCRB generally receive one of five outcomes:

- If the alleged misconduct is found to have occurred, based on the preponderance of the evidence, the allegation is **substantiated**.
- If there is not enough evidence to determine whether or not the alleged misconduct occurred, the allegation is **unsubstantiated**.
- If the preponderance of the evidence suggests that the event or alleged act did not occur, the allegation is **unfounded**.
- If the event did occur, but was not improper by a preponderance of evidence, the allegation is **exonerated**.
- If the CCRB was unable to identify any of the officers accused of misconduct, the case is closed as **officer unidentified**.

Additionally, a case might be **mediated**, with the subject officer and complainant discussing the incident in the presence of a neutral third-party moderator, or closed as **mediation attempted**, the designation for a case in which both the officer and the civilian agree to mediate, but the civilian fails to appear twice for the scheduled mediation session or fails to respond to attempts to schedule a mediation session. Finally, a case that cannot be fully investigated due to complainant/alleged victim unavailability or lack of cooperation is **truncated**.

Case Abstracts*

The following case abstracts are taken from complaints closed this month and serve as examples of what the different CCRB dispositions mean in practice:

1. Substantiated

An individual (the Victim) was arrested and transported to Central Booking. While in custody, the Victim got into a disagreement with Department of Corrections (DOC) officers and was removed from his holding cell and escorted to a single-occupancy “remand” cell by Respondent, an NYPD officer. Upon reaching the cell, multiple law enforcement officers, from both the NYPD and DOC, knocked the Victim to the ground and fought with him; Respondent stomped on and kicked the Victim multiple times. The Victim subsequently sustained bruises, cuts, and swelling on his face. Two attorneys, Witnesses 1 and 2, observed portions of this incident.

Respondent’s NYPD paperwork documented the Victim’s injuries and ascribed them to self-injury. In his NYPD and CCRB interviews, Respondent denied using any physical force against the Victim except for briefly pushing him. Respondent also denied seeing any other officer use force.

In her sworn CCRB statement, Witness 1 stated that she was independently in the hallway when she saw the Victim laying on the floor immediately outside his cell. At least three uniformed officers were grappling with the Victim and “were beating the hell out of him.” Witness 1 saw Respondent stomp forcefully onto the Victim’s body—once on the Victim’s groin and multiple times on or near the Victim’s head and face. The Victim was screaming in pain, and Witness 1 shouted, “Hello! There’s an attorney here, you guys need to stop.” Witness 1 then walked to a law firm, whose office is attached to Central Booking, and told its attorneys that officers were attacking a prisoner.

In his sworn statement, Witness 2 stated that he was working in the law firm’s office when he heard Witness 1’s announcement. He left the attorneys’ office and walked to the door that connected to the jail cells. He saw the Victim prone on the floor, surrounded by approximately five or six uniformed NYPD and DOC officers. Respondent kicked the Victim in the torso and head approximately three or four times. After approximately five seconds, Witness 2 asked, “What’s going on?” The officers did not reply, but Respondent stopped kicking the Victim. The officers then filed out of the remand cell and walked down

the hall. Witness 2 kept his vision focused on Respondent and read his name tag, which was attached to his chest along with a silver shield. He then spoke to the Victim, who was still inside the remand cell, and observed his facial injuries. Later that evening, Witness 2 handwrote, signed, and dated a short summary. It reads, "On 10:25 p.m. I observed Respondent kicking the Victim in the head while the Victim was confined in the remand cell at Central Booking. The Victim was bleeding heavily from his face after the incident. He begged to be taken to a hospital."

Based on the Complainant and witness testimonies, the investigation determined by a preponderance of the evidence that Respondent repeatedly kicked the Victim in the torso and face while he was being restrained on a jail cell floor. Respondent denied these actions along with their entire context, and provided no reasons why such force would have been reasonable. The Board substantiated the Force allegation.

2. Exonerated

Domestic Violence (DV) officers regularly conducted check-ups at a residence in regard to an on-going dispute involving the Complainant and her estranged husband. The Complainant's husband, who was paralyzed from the neck down, was confined to a hospital bed that had been set up in the main living area of their shared house. This room was considered to be her husband's private bedroom, and the Complainant and her husband had a verbal agreement that the Complainant would enter the house through the back entrance. The Complainant's husband often called 911 to make complaints against the Complainant, and prior to the incident, the Complainant had spoken with a DV officer at least two times. On each occasion, the DV officer told the Complainant that she should enter the house through the back entrance to avoid provoking her husband into calling 911 again.

On the day of the incident, the Complainant entered her house through the front door. The DV officer the Complainant had previously spoken to, and Respondent, the DV officer's assistant, were already there and speaking with her husband. The officers asked the Complainant why she had entered the house through the front door instead of the back door to avoid walking through her husband's personal space. Respondent asked the Complainant, "You want to get arrested for burglary? Because you're in his room."

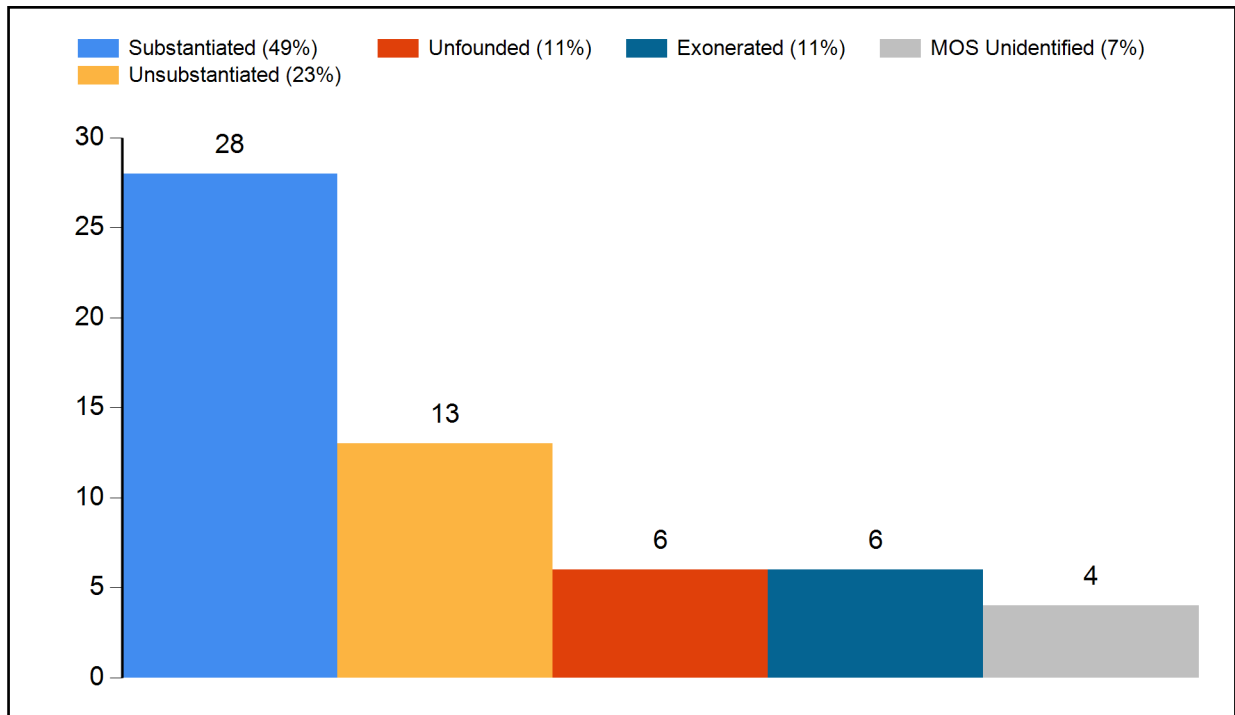
The officers' body-worn camera footage and the Complainant's cell phone video footage captured the incident. In his interview, Respondent stated that after he and his partner entered the house, his partner spoke with the Complainant's husband, who told his partner that the Complainant was constantly harassing him. The husband told the officers that there was a court order in place prohibiting the Complainant from entering his personal space, as well as a verbal agreement that she would not walk through his bedroom. While Respondent did not see the court order, he noted that since the Complainant was harassing her husband and trespassing in his room, Respondent could have arrested the Complainant for harassment, trespass, or burglary.

The investigation determined that by entering her husband's room, the Complainant knowingly alarmed and annoyed her husband, which constituted harassment. As the officer had probable cause to arrest the Complainant for harassment, the officer did not abuse his authority by telling the Complainant she could be arrested. The Board exonerated the allegation.

*Case summaries are only available for substantiated and exonerated complaints. Other complaint dispositions were decided by the Board too late in April for inclusion in this monthly report.

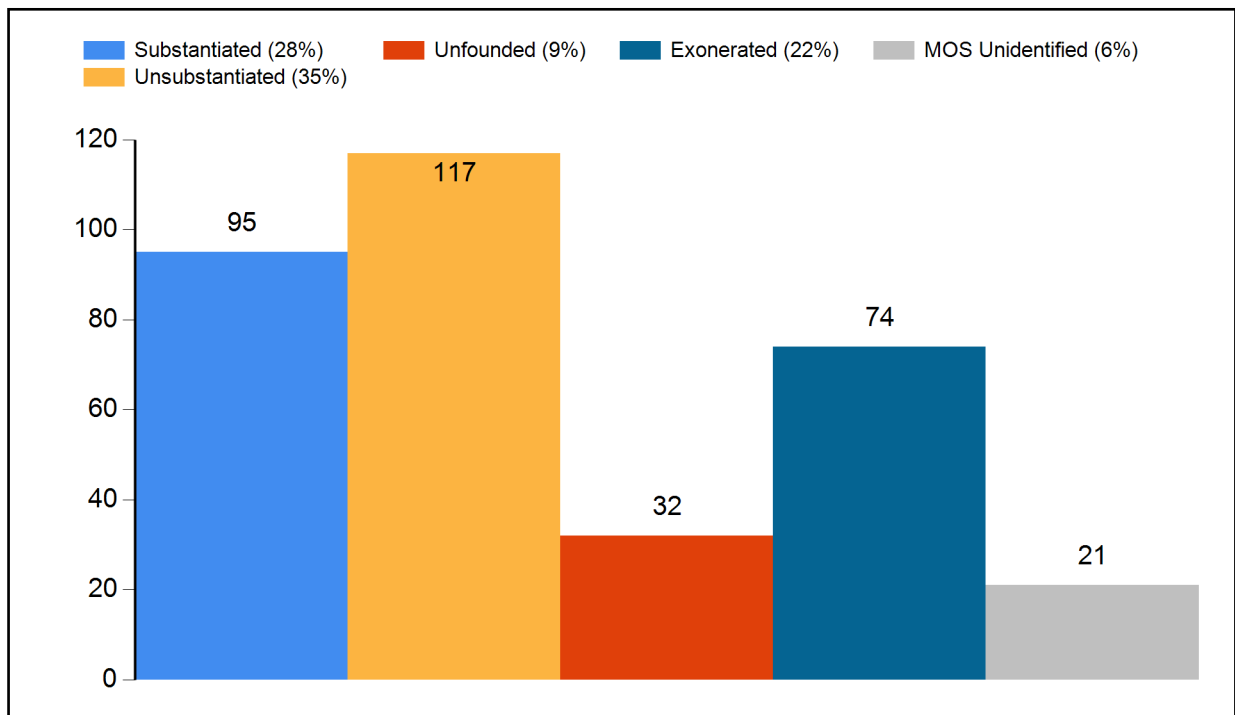
Dispositions - Full Investigations

Figure 21: Disposition Counts of Full Investigations (April 2020)



Due to the reconsideration process, counts are subject to change.

Figure 22: Disposition Counts of Full Investigations (YTD 2020)



Due to the reconsideration process, counts are subject to change.

Dispositions - All CCRB Cases

In addition to full investigations, CCRB cases can be closed through mediation and truncation. The following table lists all the CCRB case closures for the current month and year-to-date.

Figure 23: Disposition of Cases (2019 vs 2020)

	Apr 2019		Apr 2020		YTD 2019		YTD 2020	
	Count	% of Total	Count	% of Total	Count	% of Total	Count	% of Total
Full Investigations								
Substantiated	18	20%	28	49%	98	21%	95	28%
Exonerated	26	29%	6	11%	97	21%	74	22%
Unfounded	7	8%	6	11%	42	9%	32	9%
Unsubstantiated	32	35%	13	23%	192	41%	117	35%
MOS Unidentified	8	9%	4	7%	37	8%	21	6%
Total - Full Investigations	91		57		466		339	
Mediation Closures	Count	% of Total	Count	% of Total	Count	% of Total	Count	% of Total
Mediated	17	100%	0	NaN%	55	45%	29	100%
Mediation Attempted	0	0%	0	NaN%	68	55%	0	0%
Total - ADR Closures	17		0		123		29	
Resolved Case Total	108	25%	57	27%	589	32%	368	37%
Truncations / Other Closures	Count	% of Total	Count	% of Total	Count	% of Total	Count	% of Total
Complaint withdrawn	72	22%	32	21%	261	21%	124	20%
Complainant/Alleged Victim/Witness uncooperative	159	48%	70	45%	615	49%	316	50%
Complainant/Alleged Victim/Witness unavailable	56	17%	32	21%	213	17%	108	17%
Alleged Victim unidentified	7	2%	3	2%	26	2%	9	1%
Closed - Pending Litigation*	31	9%	18	12%	129	10%	72	11%
Miscellaneous	2	1%	0	0%	4	0%	2	0%
Administrative closure**	2	1%	0	0%	5	0%	3	0%
Total - Other Case Dispositions	329		155		1253		634	
Total - Closed Cases	437		212		1842		1002	

* Closed - Pending Litigation is a truncation category added in August 2017. It indicates that the complaint was truncated due to the complainant/alleged victim's attorney.

**Administrative closure is a special category that deals with NYPD's Internal Affairs Bureau-referred cases or spin off cases with no complainant/alleged victim, and in which CCRB attempts to locate or identify a complainant/alleged victim has yielded no results.

Dispositions - FADO Allegations

“Allegations” are different than “cases.” A case or complaint is based on an incident and may contain one or more allegations of police misconduct. The allegation substantiation rate is 23% for the month of April 2020, and the allegation substantiation rate is 14% year-to-date. The type of allegation the CCRB is most likely to substantiate is Discourtesy – substantiating 19% of such allegations during April 2020, and 19% for the year.

Figure 24: Disposition of Allegations (2019 vs 2020)

	Apr 2019		Apr 2020		YTD 2019		YTD 2020	
	Count	%of Total	Count	%of Total	Count	%of Total	Count	%of Total
Fully Investigated Allegations								
Substantiated	42	10%	65	23%	266	12%	217	14%
Unsubstantiated	131	30%	79	29%	692	32%	497	31%
Unfounded	24	5%	28	10%	203	9%	167	10%
Exonerated	172	39%	82	30%	764	35%	550	35%
MOS Unidentified	72	16%	23	8%	248	11%	161	10%
Total - Full Investigations	441		277		2173		1592	
Mediation Closures	Count	%of Total	Count	%of Total	Count	%of Total	Count	%of Total
Mediated	41	100%	0	NaN%	108	40%	76	100%
Mediation Attempted	0	0%	0	NaN%	162	60%	0	0%
Total - ADR Closures	41		0		270		76	
Truncations / Other Closures	Count	%of Total	Count	%of Total	Count	%of Total	Count	%of Total
Complaint withdrawn	212	21%	95	21%	690	18%	331	19%
Complainant/Alleged Victim/Witness uncooperative	513	50%	217	47%	1933	52%	937	53%
Complainant/Alleged Victim/Witness unavailable	139	14%	86	19%	513	14%	260	15%
Alleged Victim unidentified	14	1%	7	2%	82	2%	21	1%
Closed - Pending Litigation	136	13%	55	12%	476	13%	212	12%
Miscellaneous	3	0%	0	0%	33	1%	15	1%
Administrative closure	2	0%	0	0%	8	0%	7	0%
Total - Other Case Dispositions	1019		460		3735		1783	
Total - Closed Allegations	1501		737		6178		3451	

Figure 25: Disposition of Allegations By FADO Category (April 2020)

	Substantiated	Unsubstantiated	Exonerated	Unfounded	Officers Unidentified	Total
Force	2 7%	14 48%	10 34%	2 7%	1 3%	29 100%
Abuse of Authority	55 27%	54 26%	68 33%	14 7%	15 7%	206 100%
Discourtesy	7 19%	11 31%	4 11%	10 28%	4 11%	36 100%
Offensive Language	1 17%	0 0%	0 0%	2 33%	3 50%	6 100%
Total	65 23%	79 29%	82 30%	28 10%	23 8%	277 100%

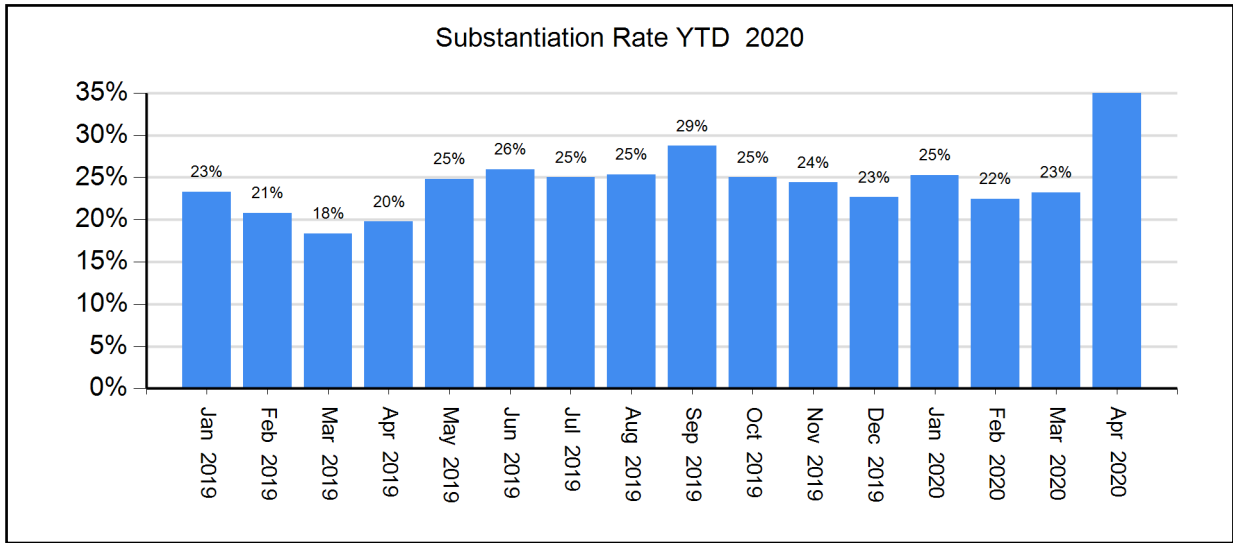
Figure 26: Disposition of Allegations By FADO Category (YTD 2020)

	Substantiated	Unsubstantiated	Exonerated	Unfounded	Officers Unidentified	Total
Force	10 4%	90 32%	113 40%	51 18%	20 7%	284 100%
Abuse of Authority	171 15%	329 30%	415 37%	84 8%	110 10%	1109 100%
Discourtesy	31 19%	66 40%	22 13%	25 15%	22 13%	166 100%
Offensive Language	5 15%	12 36%	0 0%	7 21%	9 27%	33 100%
Total	217 14%	497 31%	550 35%	167 10%	161 10%	1592 100%

Substantiation Rates

The April 2020 case substantiation rate was 49%.

Figure 27: Percentage of Cases Substantiated (January 2019 - April 2020)

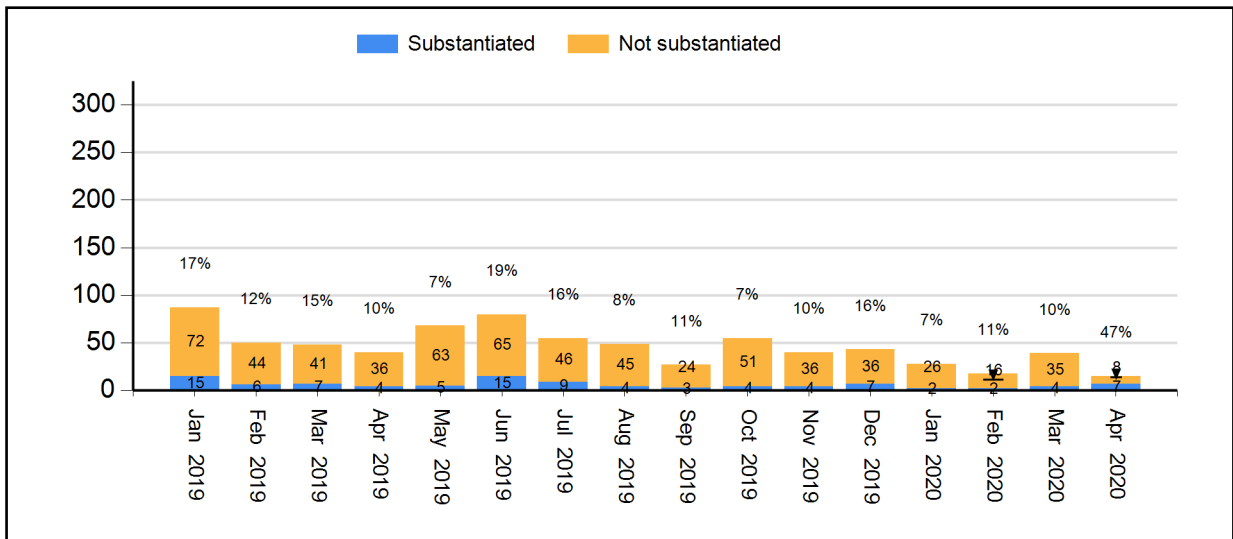


Due to the reconsideration process, counts are subject to change.

Substantiation Rates and Video

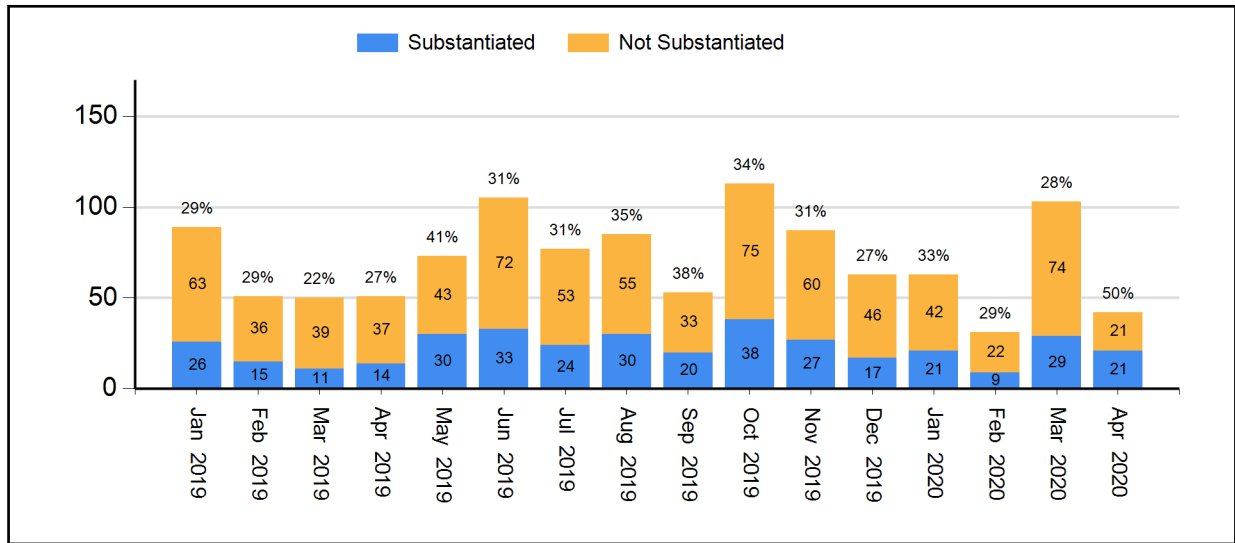
In general, investigations relying on video evidence from security cameras or personal devices result in much higher substantiation rates.

**Figure 28: Substantiation Rates for Full Investigations without Video (Jan 2020 - Apr 2020)
(% substantiated shown)**



Due to the reconsideration process, counts are subject to change.

**Figure 29: Substantiation Rates for Full Investigations with Video (Jan 2020 - Apr 2020)
(% substantiated shown)**



Due to the reconsideration process, counts are subject to change.

Board Discipline Recommendations for Substantiated Complaints

After a CCRB investigative team has completed its investigation and recommended the substantiation of a complaint against an officer, a panel of three Board members determines whether to substantiate the allegation and make a disciplinary recommendation.

- “Charges and Specifications” are the most severe form of discipline. A decision to assign Charges commences a process that may result in an administrative trial in the NYPD Trial Room. An officer may lose vacation days, be suspended, or be terminated from the Department if the officer is found guilty.
- “Instructions” or “Formalized Training” are the least severe discipline, often recommended for officers who misunderstand a policy. This determination results in training at the command level (Instructions) or training at the Police Academy or NYPD Legal Bureau (Formalized Training).
- “Command Discipline” is recommended for misconduct that is moderately serious, but does not rise to the level of that associated with Charges. An officer can lose up to ten vacation days as a result of a Command Discipline.
- When the Board has recommended Instructions, Formalized Training or Command Discipline, the case is sent to the NYPD Commissioner to impose training and/or other penalties. Cases where the Board recommends charges are prosecuted by the CCRB’s Administrative Prosecution Unit.

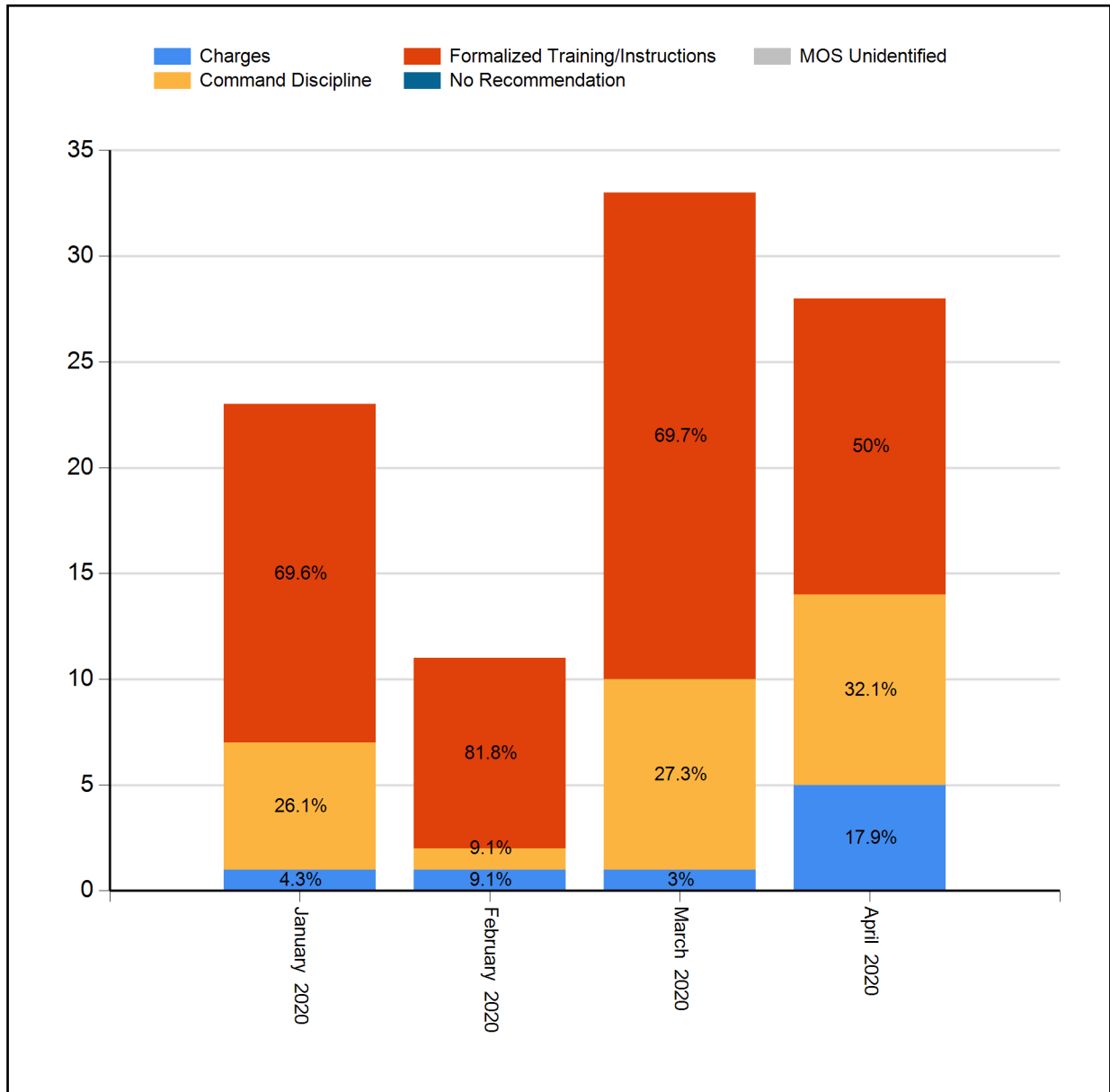
Figure 30: Board Discipline Recommendations For Substantiated Complaints*
(Apr 2019, Apr 2020, YTD 2019, YTD 2020)

Disposition	April 2019		April 2020		YTD 2019		YTD 2020	
	Count	%of Total	Count	%of Total	Count	%of Total	Count	%of Total
Charges	3	17%	5	18%	20	20%	8	8%
Command Discipline	9	50%	9	32%	45	46%	25	26%
Formalized Training	3	17%	8	29%	15	15%	25	26%
Instructions	3	17%	6	21%	18	18%	37	39%
MOS Unidentified	0	0%	0	0%	0	0%	0	0%
Total	18		28		98		95	

Due to the reconsideration process, counts are subject to change.

* A complaint containing a number of substantiated allegations against a number of different officers will typically generate a variety of different disciplinary recommendations. To determine the disciplinary recommendation associated with the complaint as a whole, the CCRB uses the most severe disciplinary recommendation made. The order of severity is: 1) Charges 2) Command Discipline 3) Formalized Training 4) Instructions.

Figure 31: Board Discipline Recommendations For Substantiated Complaints* (2020)



Due to the reconsideration process, counts are subject to change.

* A complaint containing a number of substantiated allegations against a number of different officers will typically generate a variety of different disciplinary recommendations. To determine the disciplinary recommendation associated with the complaint as a whole, the CCRB uses the most severe disciplinary recommendation made. The order of severity is: 1) Charges 2) Command Discipline 3) Formalized Training 4) Instructions.

Board Discipline Recommendations for Officers with Substantiated Allegations

A substantiated CCRB complaint may generate multiple substantiated allegations against multiple officers. Each substantiated allegation will carry its own discipline recommendation from the CCRB Board.

The following table presents the number of officers against whom discipline recommendations have been made as a result of a substantiated CCRB complaint. Where there are multiple substantiated allegations with multiple disciplinary recommendations for an officer in a complaint, the most severe disciplinary recommendation is used to determine the overall recommendation for that officer.

**Figure 32: Board Discipline Recommendations for Officers with Substantiated Allegations*
(Apr 2019, Apr 2020, YTD 2019, YTD 2020)**

Disposition	April 2019		April 2020		YTD 2019		YTD 2020	
	Count	%of Total	Count	%of Total	Count	%of Total	Count	%of Total
Charges	4	14.8%	7	17.9%	30	21.1%	12	8.8%
Command Discipline	11	40.7%	17	43.6%	64	45.1%	37	27%
Formalized Training	6	22.2%	8	20.5%	24	16.9%	34	24.8%
Instructions	6	22.2%	7	17.9%	24	16.9%	54	39.4%
MOS Unidentified	0	0%	0	0%	0	0%	0	0%
Total	27		39		142		137	

Due to the reconsideration process, counts are subject to change.

* The counts in this table reflect the number of distinct MOS with a substantiated allegation in each complaint.

Figure 33: Substantiated Allegations By Borough and NYPD Precinct (April 2020)

The figures in this table reflect all substantiated allegations for each MOS.

Board Disposition	FADO Category	Allegation	Precinct of Occurrence	Borough of Occurrence
Substantiated (Command LVI Instructions)	Discourtesy	Word		
Substantiated (Formalized Training)	Abuse of Authority	Other	5	Manhattan
Substantiated (Command Discipline B)	Abuse of Authority	Refusal to provide name	14	Manhattan
Substantiated (Command Discipline B)	Abuse of Authority	Refusal to provide shield number	14	Manhattan
Substantiated (Command Discipline B)	Offensive Language	Ethnicity	14	Manhattan
Substantiated (Formalized Training)	Abuse of Authority	Forcible Removal to Hospital	20	Manhattan
Substantiated (Command Discipline B)	Abuse of Authority	Search of recording device	34	Manhattan
Substantiated (Command LVI Instructions)	Discourtesy	Word	40	Bronx
Substantiated (Command LVI Instructions)	Discourtesy	Word	40	Bronx
Substantiated (Formalized Training)	Abuse of Authority	Property damaged	42	Bronx
Substantiated (Formalized Training)	Discourtesy	Action	42	Bronx
Substantiated (Command Discipline B)	Abuse of Authority	Threat of arrest	44	Bronx
Substantiated (Command Discipline B)	Abuse of Authority	Refusal to process civilian complaint	44	Bronx
Substantiated (Command Discipline B)	Abuse of Authority	Interference with recording	44	Bronx
Substantiated (Formalized Training)	Discourtesy	Word	49	Bronx
Substantiated (Formalized Training)	Force	Physical force	49	Bronx
Substantiated (Command Discipline A)	Abuse of Authority	Retaliatory summons	52	Bronx
Substantiated (Command Discipline A)	Abuse of Authority	Stop	52	Bronx
Substantiated (Command Discipline B)	Abuse of Authority	Strip-searched	60	Brooklyn
Substantiated (Command Discipline B)	Abuse of Authority	Strip-searched	60	Brooklyn
Substantiated (Charges)	Abuse of Authority	Entry of Premises	61	Brooklyn
Substantiated (Charges)	Abuse of Authority	Entry of Premises	61	Brooklyn
Substantiated (Charges)	Abuse of Authority	Entry of Premises	61	Brooklyn
Substantiated (Charges)	Abuse of Authority	Entry of Premises	61	Brooklyn
Substantiated (Charges)	Abuse of Authority	Search of Premises	61	Brooklyn
Substantiated (Charges)	Abuse of Authority	Failure to provide RTKA card	61	Brooklyn
Substantiated (Formalized Training)	Abuse of Authority	Threat of arrest	62	Brooklyn
Substantiated (Formalized Training)	Abuse of Authority	Threat re: removal to hospital	62	Brooklyn
Substantiated (Charges)	Abuse of Authority	Strip-searched	69	Brooklyn
Substantiated (Command Discipline B)	Abuse of Authority	Threat of arrest	75	Brooklyn
Substantiated (Command Discipline B)	Abuse of Authority	Frisk	75	Brooklyn
Substantiated (Command Discipline A)	Abuse of Authority	Frisk	75	Brooklyn
Substantiated (Command Discipline A)	Abuse of Authority	Frisk	75	Brooklyn
Substantiated (Command Discipline A)	Abuse of Authority	Frisk	75	Brooklyn
Substantiated (Command Discipline B)	Abuse of Authority	Stop	75	Brooklyn
Substantiated (Command Discipline B)	Abuse of Authority	Stop	75	Brooklyn
Substantiated (Command Discipline B)	Abuse of Authority	Stop	75	Brooklyn
Substantiated (Command Discipline B)	Abuse of Authority	Failure to provide RTKA card	75	Brooklyn
Substantiated (Command Discipline B)	Abuse of Authority	Failure to provide RTKA card	75	Brooklyn
Substantiated (Command Discipline B)	Abuse of Authority	Failure to provide RTKA card	75	Brooklyn
Substantiated (Command LVI Instructions)	Abuse of Authority	Refusal to process civilian complaint	77	Brooklyn

Board Disposition	FADO Category	Allegation	Precinct of Occurrence	Borough of Occurrence
Substantiated (Command Lvl Instructions)	Abuse of Authority	Refusal to process civilian complaint	77	Brooklyn
Substantiated (Command Discipline B)	Abuse of Authority	Retaliatory arrest	78	Brooklyn
Substantiated (Command Discipline B)	Abuse of Authority	Stop	78	Brooklyn
Substantiated (Command Discipline B)	Abuse of Authority	Interference with recording	78	Brooklyn
Substantiated (Command Discipline B)	Abuse of Authority	Interference with recording	78	Brooklyn
Substantiated (Formalized Training)	Discourtesy	Word	83	Brooklyn
Substantiated (Formalized Training)	Discourtesy	Word	88	Brooklyn
Substantiated (Charges)	Force	Physical force	102	Queens
Substantiated (Charges)	Abuse of Authority	Entry of Premises	105	Queens
Substantiated (Charges)	Abuse of Authority	Search of Premises	105	Queens
Substantiated (Formalized Training)	Abuse of Authority	Vehicle search	106	Queens
Substantiated (Command Lvl Instructions)	Abuse of Authority	Refusal to provide name	108	Queens
Substantiated (Command Lvl Instructions)	Abuse of Authority	Refusal to provide shield number	108	Queens
Substantiated (Command Lvl Instructions)	Abuse of Authority	Failure to provide RTKA card	110	Queens
Substantiated (Command Discipline B)	Abuse of Authority	Entry of Premises	115	Queens
Substantiated (Command Discipline B)	Abuse of Authority	Entry of Premises	115	Queens
Substantiated (Command Discipline B)	Abuse of Authority	Threat of force (verbal or physical)	115	Queens
Substantiated (Command Discipline B)	Abuse of Authority	Threat of force (verbal or physical)	115	Queens
Substantiated (Command Discipline B)	Abuse of Authority	Threat of force (verbal or physical)	115	Queens
Substantiated (Command Discipline B)	Abuse of Authority	Threat of force (verbal or physical)	115	Queens
Substantiated (Command Discipline B)	Abuse of Authority	Threat of force (verbal or physical)	115	Queens
Substantiated (Command Discipline B)	Abuse of Authority	Threat of force (verbal or physical)	115	Queens
Substantiated (Command Discipline B)	Abuse of Authority	Threat of force (verbal or physical)	115	Queens
Substantiated (Command Lvl Instructions)	Abuse of Authority	Failure to provide RTKA card	115	Queens

Truncations

A “truncation” is a case that is not fully investigated, either because the complainant/alleged victim withdraws the complaint; is uncooperative with the investigation; is not available for the investigative team to interview; or is never identified. The CCRB constantly seeks to lower the number of truncations.

Figure 34: Truncated Allegations (April 2020)

	Withdrawn	Uncooperative	Unavailable	Civilian Unidentified	Pending Litigation*	Total
Force	18	82	29	1	32	162
Abuse of Authority	69	114	53	6	23	265
Discourtesy	6	18	3	0	0	27
Offensive Language	2	3	1	0	0	6
Total	95	217	86	7	55	460

Figure 35: Truncated CCRB Complaints (April 2020)

	Withdrawn	Uncooperative	Unavailable	Civilian Unidentified	Pending Litigation*	Total
Total	32	70	32	3	18	155

Figure 36: Truncated Allegations (YTD 2020)

	Withdrawn	Uncooperative	Unavailable	Civilian Unidentified	Pending Litigation*	Total
Force	49	219	86	6	121	481
Abuse of Authority	244	624	150	14	78	1110
Discourtesy	31	77	20	0	10	138
Offensive Language	7	17	4	1	3	32
Total	331	937	260	21	212	1761

Figure 37: Truncated CCRB Complaints (YTD 2020)

	Withdrawn	Uncooperative	Unavailable	Civilian Unidentified	Pending Litigation*	Total
Total	124	316	108	9	72	629

*Pending Litigation is a truncation category added in August 2017. It indicates that the complaint was truncated due to the complainant/alleged victim's attorney.

Complaints Against Officers Assigned to Police Service Areas

The Police Service Areas (PSA) are commands that police New York City Housing Developments throughout the five boroughs. PSA complaints are defined as complaints that contain at least one FADO allegation against an officer assigned to a PSA command.

Figure 38: PSA Complaints Closed as % of Total Complaints Closed

	Apr 2019	Apr 2020	YTD 2019	YTD 2020
PSA Complaints	11	8	60	50
Total Complaints	437	212	1842	1002
PSA Complaints as % of Total	2.5%	3.8%	3.3%	5.0%

A single PSA complaint may contain allegations against multiple officers assigned to multiple PSA commands. The following table breaks out the different PSAs and shows the number of officers assigned to each PSA against whom FADO allegations have been made.

Figure 39: Closed Complaints Against Officers Assigned to a PSA

	Apr 2019	Apr 2020	YTD 2019	YTD 2020
PSA 1	0	5	11	7
PSA 2	1	0	16	7
PSA 3	2	3	6	9
PSA 4	7	1	30	5
PSA 5	2	3	11	10
PSA 6	0	0	12	14
PSA 7	3	4	6	28
PSA 8	0	0	9	8
PSA 9	3	0	6	7
Total	18	16	107	95

Complaints typically contain more than one allegation. The following table shows the allegations made against officers assigned to PSA commands broken out by FADO type.

Figure 40: Closed Allegations Against Officers Assigned to a PSA by FADO Type

	Apr 2019		Apr 2020		YTD 2019		YTD 2020	
	Count	% of Total	Count	% of Total	Count	% of Total	Count	% of Total
Force (F)	13	54%	9	43%	43	32%	41	34%
Abuse of Authority (A)	9	38%	11	52%	72	54%	64	52%
Discourtesy (D)	2	8%	1	5%	12	9%	14	11%
Offensive Language (O)	0	0%	0	0%	7	5%	3	2%
Total	24	100%	21	100%	134	100%	122	99%

Dispositions of Officers Assigned to PSAs

The following tables show the Board disposition of officers assigned to a PSA with a FADO allegation made against them.

Figure 41: Disposition of PSA Officers (2019 vs 2020)

Full Investigations	Apr 2019		Apr 2020		YTD 2019		YTD 2020	
	Count	%of Total	Count	%of Total	Count	%of Total	Count	%of Total
Substantiated	1	12%	4	57%	6	13%	12	27%
Exonerated	4	50%	1	14%	18	39%	19	43%
Unfounded	0	0%	1	14%	4	9%	4	9%
Unsubstantiated	3	38%	1	14%	18	39%	9	20%
MOS Unidentified	0	0%	0	0%	0	0%	0	0%
Total - Full Investigations	8		7		46		44	
Mediation Closures	Count	%of Total	Count	%of Total	Count	%of Total	Count	%of Total
Mediated	0	0%	0	0%	1	33%	2	100%
Mediation Attempted	0	0%	0	0%	2	67%	0	0%
Total - ADR Closures	0		0		3		2	
Resolved Case Total	8	44%	7	44%	49	46%	46	48%
Truncations / Other Closures	Count	%of Total	Count	%of Total	Count	%of Total	Count	%of Total
Complaint withdrawn	0	0%	0	0%	10	17%	6	12%
Complainant/Alleged Victim/Witness uncooperative	3	30%	8	89%	29	50%	33	67%
Complainant/Alleged Victim/Witness unavailable	5	50%	0	0%	9	16%	4	8%
Alleged Victim unidentified	1	10%	0	0%	1	2%	0	0%
Closed - Pending Litigation*	1	10%	1	11%	9	16%	6	12%
Miscellaneous	0	0%	0	0%	0	0%	0	0%
Administrative closure*	0	0%	0	0%	0	0%	0	0%
Total - Other Case Dispositions	10		9		58		49	
Total - Closed Cases	18		16		107		95	

* Closed - Pending Litigation is a truncation category added in August 2017. It indicates that the complaint was truncated due to the complainant/alleged victim's attorney.

**Administrative closure is a special category that deals with NYPD's Internal Affairs Bureau-referred cases or spin off cases with no complainant/alleged victim, and in which CCRB attempts to locate or identify a complainant/alleged victim has yielded no results.

Mediation Unit

Whenever mediation between a complainant/alleged victim and subject officer is suitable, it is offered by CCRB investigators. If the complainant/alleged victim and subject officer both agree to participate, a neutral, third-party mediator facilitates a conversation between the parties. “Mediation Attempted” refers to a situation in which an officer agrees to mediate and the complainant becomes unavailable (after the complainant initially agreed to mediation). The chart below indicates the number of mediations and attempted mediations in April and this year.

Figure 42: Mediated Complaints Closed

	April 2020			YTD 2020		
	Mediated	Mediation Attempted	Total	Mediated	Mediation Attempted	Total
Mediated Complaints	0	0	0	29	0	29

Figure 43: Mediated FADO Allegations Closed

	April 2020			YTD 2020		
	Mediated	Mediation Attempted	Total	Mediated	Mediation Attempted	Total
Force	0	0	0	1	0	1
Abuse of Authority	0	0	0	61	0	61
Discourtesy	0	0	0	11	0	11
Offensive Language	0	0	0	3	0	3
Total	0	0	0	76	0	76

Figure 44: Mediated Complaints By Borough (April 2020)

	Mediations
	0
Bronx	0
Brooklyn	0
Manhattan	0
Queens	0
Staten Island	0

Figure 45: Mediated Allegations By Borough (April 2020)

	Mediations
	0
Bronx	0
Brooklyn	0
Manhattan	0
Queens	0
Staten Island	0

**Figure 46: Mediated Complaints By Precinct
(Apr 2020 - YTD 2020)**

Precinct	Apr 2020	YTD 2020	Precinct	Apr 2020	YTD 2020
19	0	1	62	0	1
23	0	1	67	0	1
24	0	1	71	0	1
28	0	2	75	0	1
34	0	1	78	0	3
43	0	1	81	0	1
44	0	1	84	0	1
45	0	1	103	0	1
47	0	1	104	0	1
50	0	2	107	0	1
52	0	1	110	0	1
61	0	1	121	0	1
			122	0	1

**Figure 47: Mediated Allegations By Precinct
(Apr 2020 - YTD 2020)**

Precinct	Apr 2020	YTD 2020	Precinct	Apr 2020	YTD 2020
19	0	5	62	0	1
23	0	1	67	0	2
24	0	1	71	0	9
28	0	4	75	0	8
34	0	2	78	0	4
43	0	3	81	0	3
44	0	1	84	0	1
45	0	1	103	0	4
47	0	5	104	0	1
50	0	2	107	0	2
52	0	9	110	0	1
61	0	2	121	0	3
			122	0	1

Administrative Prosecution Unit

The CCRB’s Administrative Prosecution Unit (APU) prosecutes police misconduct cases when the Board has recommended charges, in the NYPD Trial Room. The APU is also able to offer pleas to officers who admit guilt rather than going to trial. Following a plea agreement or the conclusion of a disciplinary trial, cases are sent to the Police Commissioner for final penalties.

Figure 48: Administrative Prosecution Unit Case Closures

Disposition Category	Prosecution Disposition	Apr 2020	YTD 2020
Disciplinary Action	Not guilty after trial but Discipline Imposed	0	0
	Guilty after trial	4	4
	Trial verdict dismissed by PC, Comm. Disc. A imposed	0	0
	Trial verdict dismissed by PC, Comm. Disc. B imposed	0	0
	Trial verdict dismissed by PC, Formalized Training imposed	0	0
	Trial verdict dismissed by PC, Instructions imposed	0	0
	Trial verdict reversed by PC, Final verdict Guilty	0	0
	Resolved by plea	1	2
	Plea set aside, Comm. Disc. B	0	0
	Plea set aside, Comm. Disc. A	0	0
	Plea set aside, Formalized Training	0	0
	Plea set aside, Instructions	0	0
	*Retained, with discipline	2	5
	Disciplinary Action Total		7
No Disciplinary Action	Not guilty after trial	3	5
	Trial verdict reversed by PC, Final verdict Not Guilty	3	3
	Plea set aside, Without discipline	0	0
	**Retained, without discipline	0	0
	Dismissed by APU	0	0
	SOL Expired in APU	0	0
	No Disciplinary Action Total		6
Not Adjudicated	Charges not filed	0	0
	Deceased	0	0
	Other	0	1
	***Previously adjudicated, with discipline	0	0
	***Previously adjudicated, without discipline	0	0
	†Reconsidered by CCRB Board	0	0
	Retired	0	0
	SOL Expired prior to APU	0	0
	Not Adjudicated Total		0
Total Closures		13	20

*Retained cases are those in which the Department kept jurisdiction pursuant to Section 2 of the April 2, 2012 Memorandum of Understanding between the NYPD and the CCRB.

** When the Department keeps jurisdiction pursuant to Section 2 and does not impose any discipline on the officer, it is the equivalent of a category referred to as "Department Unable to Prosecute" (DUP). Cases are referred to as DUP when the department decides that it will not discipline an officer against whom the Board recommended discipline other than charges.

*** In some cases, the Department conducts its own investigation and prosecution prior to the completion of the CCRB's investigation. In those cases, the APU does not conduct a second prosecution.

† Under the Board's reconsideration process, an officer who has charges recommended as the penalty for a substantiated allegation may have the recommended penalty changed to something other than charges or have the disposition changed to something other than substantiated. In those cases, the APU ceases its prosecution.

NYPD Discipline

Under the New York City Charter, the Police Commissioner makes the final decision regarding discipline and the outcome of disciplinary trials.

The first chart reflects NYPD-imposed discipline for cases brought by the APU (Charges).

The chart on the following page reflects cases referred to the Police Commissioner where the Board recommended Command Discipline, Formalized Training or Instructions.

Figure 49: NYPD Discipline Imposed for Adjudicated APU Cases

Discipline*	April 2020	YTD 2020
Terminated	0	0
Suspension for or loss of vacation time of 31 or more days and/or Dismissal Probation	0	0
Suspension for or loss of vacation time of 21 to 30 days	0	0
Suspension for or loss of vacation time of 11 to 20 days	1	2
Suspension for or loss of vacation time of 1 to 10 days	4	4
Command Discipline B	2	2
Command Discipline A	0	3
Formalized Training**	0	0
Instructions***	0	0
Warned & Admonished/Reprimanded	0	0
Disciplinary Action† Total	7	11
No Disciplinary Action†	6	8
Adjudicated Total	13	19
Discipline Rate	54%	58%
Not Adjudicated† Total	0	1
Total Closures	13	20

*Where more than one penalty is imposed on a respondent, it is reported under the more severe penalty.

** Formalized training is conducted by the Police Academy, the NYPD Legal Bureau, or other NYPD Unit.

*** Instructions are conducted at the command level.

† The case closure types that define the "Disciplinary Action", "No Disciplinary Action" and "Not Adjudicated" categories are listed in Figure 43 on the previous page.

Figure 50: NYPD Discipline Imposed for Non-APU Cases

Disposition	Disposition Type*	April 2020	YTD 2020
Disciplinary Action	Terminated	0	0
	Suspension for or loss of vacation time of 31 or more days and/or Dismissal Probation	0	0
	Suspension for or loss of vacation time of 21 to 30 days	0	0
	Suspension for or loss of vacation time of 11 to 20 days	0	0
	Suspension for or loss of vacation time of 1 to 10 days	0	0
	Command Discipline B	1	12
	Command Discipline A	6	32
	Formalized Training**	10	33
	Instructions***	33	58
	Warned & admonished/Reprimanded	0	0
	Total		50
No Disciplinary Action	Filed ††	1	2
	SOL Expired	0	0
	Department Unable to Prosecute†††	7	22
	No Finding ††††	1	3
	Total	9	27
	Discipline Rate	85%	83%
	DUP Rate	12%	14%

*Where the respondent is found guilty of charges, and the penalty imposed would fall into more than one of the above listed categories, it is reported under the more severe penalty.

** Formalized training is conducted by the Police Academy, the NYPD Legal Bureau, or other NYPD Unit.

*** Instructions are conducted at the command level.

† Trial outcomes in non-APU cases typically involve MOS who turned down command discipline, prompting the police department to proceed with charges.

†† "Filed" is a term used when the police department is not required to take action against the subject officer because the officer has resigned or retired from the department, or has been terminated.

††† When the department decides that it will not discipline an officer against whom the Board recommended discipline other than charges, those cases are referred to as "Department Unable to Prosecute," or DUP.

†††† "No Finding" refers to cases which the department reports as "Administratively Closed."

Figure 51: NYPD Discipline Imposed for Allegations - Non-APU Cases (April 2020)

Board Disposition	FADO Type	Allegation	Precinct	Borough	NYPD Discipline
Substantiated (Command Lvl Instructions)	A	Sexual Misconduct (Sexual Humiliation)	1	Manhattan	Instructions
Substantiated (Formalized Training)	A	Entry of Premises	7	Manhattan	No Discipline
Substantiated (Formalized Training)	A	Forcible Removal to Hospital	7	Manhattan	No Discipline
Substantiated (Formalized Training)	A	Forcible Removal to Hospital	13	Manhattan	Instructions
Substantiated (Command Discipline A)	A	Refusal to obtain medical treatment	18	Manhattan	Instructions
Substantiated (Command Discipline A)	A	Sexual Misconduct (Sexual Humiliation)	18	Manhattan	No Discipline
Substantiated (Command Discipline A)	A	Sexual Misconduct (Sexual Humiliation)	18	Manhattan	No Discipline
Substantiated (Command Lvl Instructions)	A	Refusal to provide shield number	20	Manhattan	Instructions
Substantiated (Formalized Training)	A	Refusal to process civilian complaint	24	Manhattan	Instructions
Substantiated (Formalized Training)	A	Refusal to provide name	25	Manhattan	Instructions
Substantiated (Formalized Training)	A	Refusal to provide shield number	25	Manhattan	Instructions
Substantiated (Command Discipline A)	D	Word	33	Manhattan	No Discipline
Substantiated (Command Discipline A)	A	Interference with recording	33	Manhattan	No Discipline
Substantiated (Command Lvl Instructions)	A	Refusal to provide name	33	Manhattan	Instructions
Substantiated (Command Lvl Instructions)	A	Refusal to provide shield number	33	Manhattan	Instructions
Substantiated (Command Lvl Instructions)	A	Refusal to process civilian complaint	34	Manhattan	Instructions
Substantiated (Formalized Training)	A	Property damaged	42	Bronx	Instructions
Substantiated (Formalized Training)	D	Word	42	Bronx	Instructions
Substantiated (Formalized Training)	D	Action	42	Bronx	Instructions
Substantiated (Command Discipline B)	A	Frisk	42	Bronx	Command Discipline A
Substantiated (Command Discipline B)	A	Stop	42	Bronx	Command Discipline A
Substantiated (Command Discipline B)	A	Stop	42	Bronx	Command Discipline A
Substantiated (Command Discipline A)	A	Threat of arrest	44	Bronx	Formalized Training
Substantiated (Command Discipline A)	A	Threat of arrest	44	Bronx	Formalized Training
Substantiated (Command Discipline A)	A	Threat of arrest	44	Bronx	Command Discipline A
Substantiated (Command Discipline A)	A	Property damaged	44	Bronx	Command Discipline A
Substantiated (Command Lvl Instructions)	D	Word	44	Bronx	Instructions
Substantiated (Command Lvl Instructions)	D	Word	44	Bronx	Instructions
Substantiated (Command Lvl Instructions)	D	Word	44	Bronx	Instructions

Board Disposition	FADO Type	Allegation	Precinct	Borough	NYPD Discipline
Substantiated (Command Discipline A)	D	Word	44	Bronx	Command Discipline A
Substantiated (Command Lvl Instructions)	D	Word	44	Bronx	Instructions
Substantiated (Command Discipline A)	A	Seizure of property	44	Bronx	Command Discipline A
Substantiated (Command Discipline A)	A	Seizure of property	44	Bronx	Command Discipline A
Substantiated (Command Lvl Instructions)	A	Seizure of property	44	Bronx	Instructions
Substantiated (Command Lvl Instructions)	A	Retaliatory summons	46	Bronx	Formalized Training
Substantiated (Formalized Training)	D	Word	47	Bronx	No Discipline
Substantiated (Command Lvl Instructions)	A	Threat re: removal to hospital	47	Bronx	Instructions
Substantiated (Formalized Training)	A	Threat re: removal to hospital	49	Bronx	No Discipline
Substantiated (Formalized Training)	A	Entry of Premises	52	Bronx	Formalized Training
Substantiated (Formalized Training)	A	Entry of Premises	52	Bronx	Formalized Training
Substantiated (Formalized Training)	A	Entry of Premises	52	Bronx	Formalized Training
Substantiated (Formalized Training)	F	Physical force	52	Bronx	Formalized Training
Substantiated (Formalized Training)	D	Word	52	Bronx	Formalized Training
Substantiated (Formalized Training)	O	Other Misconduct	52	Bronx	Formalized Training
Substantiated (Formalized Training)	O	Other Misconduct	52	Bronx	Formalized Training
Substantiated (Formalized Training)	O	Other Misconduct	52	Bronx	Formalized Training
Substantiated (Formalized Training)	A	Forcible Removal to Hospital	52	Bronx	Formalized Training
Substantiated (Formalized Training)	A	Forcible Removal to Hospital	52	Bronx	Formalized Training
Substantiated (Formalized Training)	A	Forcible Removal to Hospital	52	Bronx	Formalized Training
Substantiated (Formalized Training)	A	Search of Premises	52	Bronx	Formalized Training
Substantiated (Formalized Training)	A	Search of Premises	52	Bronx	Formalized Training
Substantiated (Command Lvl Instructions)	A	Failure to provide RTKA card	52	Bronx	No Discipline
Substantiated (Command Lvl Instructions)	A	Failure to provide RTKA card	52	Bronx	Instructions
Substantiated (Command Lvl Instructions)	A	Failure to provide RTKA card	52	Bronx	Instructions
Substantiated (Command Discipline B)	F	Physical force	67	Brooklyn	Formalized Training
Substantiated (Command Discipline B)	D	Word	67	Brooklyn	Instructions
Substantiated (Command Discipline B)	A	Stop	67	Brooklyn	Formalized Training
Substantiated (Command Discipline B)	A	Stop	67	Brooklyn	Formalized Training
Substantiated (Formalized Training)	E	Other	70	Brooklyn	No Discipline
Substantiated (Command Lvl Instructions)	A	Failure to provide RTKA card	70	Brooklyn	Instructions

Board Disposition	FADO Type	Allegation	Precinct	Borough	NYPD Discipline
Substantiated (Formalized Training)	D	Word	71	Brooklyn	Instructions
Substantiated (Formalized Training)	D	Action	71	Brooklyn	Instructions
Substantiated (Formalized Training)	D	Action	71	Brooklyn	Instructions
Substantiated (Command Discipline A)	A	Threat of force (verbal or physical)	73	Brooklyn	No Discipline
Substantiated (Formalized Training)	A	Threat of summons	75	Brooklyn	Formalized Training
Substantiated (Command Lvl Instructions)	D	Word	75	Brooklyn	Instructions
Substantiated (Formalized Training)	A	Frisk	75	Brooklyn	Formalized Training
Substantiated (Command Lvl Instructions)	A	Failure to provide RTKA card	75	Brooklyn	Instructions
Substantiated (Command Lvl Instructions)	D	Word	83	Brooklyn	Instructions
Substantiated (Command Lvl Instructions)	D	Word	83	Brooklyn	Instructions
Substantiated (Command Lvl Instructions)	D	Word	90	Brooklyn	Instructions
Substantiated (Command Discipline B)	D	Word	90	Brooklyn	Instructions
Substantiated (Command Discipline B)	D	Word	90	Brooklyn	Instructions
Substantiated (Command Discipline B)	D	Word	90	Brooklyn	Instructions
Substantiated (Command Discipline B)	E	Gender	90	Brooklyn	Instructions
Substantiated (Formalized Training)	A	Refusal to process civilian complaint	101	Queens	Instructions
Substantiated (Formalized Training)	A	Refusal to process civilian complaint	104	Queens	Instructions
Substantiated (Command Discipline A)	A	Refusal to process civilian complaint	104	Queens	Command Discipline A
Substantiated (Command Lvl Instructions)	D	Word	107	Queens	Instructions
Substantiated (Command Lvl Instructions)	A	Failure to provide RTKA card	107	Queens	Instructions
Substantiated (Command Discipline B)	A	Vehicle search	114	Queens	Command Discipline B
Substantiated (Command Lvl Instructions)	D	Word	114	Queens	Instructions
Substantiated (Command Discipline B)	A	Frisk	114	Queens	Command Discipline B
Substantiated (Command Discipline B)	A	Search (of person)	114	Queens	Command Discipline B
Substantiated (Command Lvl Instructions)	A	Refusal to provide name	114	Queens	Instructions
Substantiated (Command Lvl Instructions)	A	Search of recording device	115	Queens	Formalized Training
Substantiated (Formalized Training)	D	Word	120	Staten Island	Instructions
Substantiated (Command Lvl Instructions)	D	Word	120	Staten Island	Instructions
Substantiated (Command Discipline A)	D	Word	1000	Manhattan	Command Discipline A

Figure 52: NYPD Discipline Imposed for Allegations - APU Adjudicated Cases (April 2020)

Board Disposition	FADO Type	Allegation	Precinct	Borough	NYPD Discipline
Substantiated (Charges)	F	Chokehold	5	Manhattan	No Discipline (Not guilty after trial)
Substantiated (Charges)	F	Physical force	5	Manhattan	No Discipline (Not guilty after trial)
Substantiated (Charges)	A	Entry of Premises	25	Manhattan	No Discipline (Trial verdict reversed by PC, Final verdict Not Guilty)
Substantiated (Charges)	A	Entry of Premises	25	Manhattan	No Discipline (Trial verdict reversed by PC, Final verdict Not Guilty)
Substantiated (Charges)	A	Entry of Premises	25	Manhattan	No Discipline (Trial verdict reversed by PC, Final verdict Not Guilty)
Substantiated (Charges)	F	Chokehold	40	Bronx	Forfeit vacation 10 day(s)
Substantiated (Charges)	F	Physical force	40	Bronx	No Discipline (Not guilty after trial)
Substantiated (Charges)	F	Nonlethal restraining device	40	Bronx	No Discipline (Not guilty after trial)
Substantiated (Charges)	F	Physical force	41	Bronx	Forfeit vacation 20 day(s)
Substantiated (Charges)	F	Physical force	42	Bronx	Forfeit vacation 10 day(s)
Substantiated (Charges)	F	Physical force	42	Bronx	Forfeit vacation 10 day(s)
Substantiated (Charges)	A	Search (of person)	42	Bronx	Forfeit vacation 10 day(s)
Substantiated (Charges)	A	Stop	42	Bronx	Forfeit vacation 10 day(s)
Substantiated (Charges)	A	Stop	42	Bronx	Forfeit vacation 10 day(s)
Substantiated (Charges)	A	Seizure of property	113	Queens	Command Discipline B
Substantiated (Charges)	A	Seizure of property	113	Queens	Command Discipline B
Substantiated (Charges)	A	Frisk	120	Staten Island	Forfeit vacation 4 day(s)
Substantiated (Charges)	A	Frisk	120	Staten Island	Forfeit vacation 4 day(s)
Substantiated (Charges)	A	Search (of person)	120	Staten Island	Forfeit vacation 4 day(s)

Appendix

Over the years, the CCRB has made many types of data publicly available. In reorganizing the Monthly Report, we do not intend to remove any valuable information from the public domain. However, the Agency believes that some information is essential to place in the main body of the Monthly Report, while more granular charts and figures are better suited to the Appendix. We welcome you to contact the CCRB at www.nyc.gov or 212-912-7235 if you are having difficulty finding information on CCRB data that was formerly available.

Figure 53: CCRB Open Docket - Age of CCRB Cases Based On Incident Date

	April 2020		March 2020		Change	% Change
	Count	% of Total	Count	% of Total		
Cases 0-4 Months	1433	55.1%	1411	56.4%	22	1.6%
Cases 5-7 Months	468	18.0%	469	18.8%	-1	-0.2%
Cases 8 Months	135	5.2%	138	5.5%	-3	-2.2%
Cases 9 Months	128	4.9%	121	4.8%	7	5.8%
Cases 10 Months	111	4.3%	86	3.4%	25	29.1%
Cases 11 Months	82	3.2%	73	2.9%	9	12.3%
Cases 12 Months	67	2.6%	58	2.3%	9	15.5%
Cases 13 Months	54	2.1%	33	1.3%	21	63.6%
Cases 14 Months	30	1.2%	36	1.4%	-6	-16.7%
Cases 15 Months	29	1.1%	24	1.0%	5	20.8%
Cases 16 Months	22	0.8%	18	0.7%	4	22.2%
Cases 17 Months	10	0.4%	5	0.2%	5	100.0%
Cases 18 Months	2	0.1%	1	0.0%	1	100.0%
Cases Over 18 Months	29	1.1%	28	1.1%	1	3.6%
NA	0	0.0%	0	0.0%	0	NA
Total	2600	100.0%	2501	100.0%	99	4.0%

Figure 54: CCRB Open Docket - Age of CCRB Cases Based On CCRB Received Date

	April 2020		March 2020		Change	% Change
	Count	% of Total	Count	% of Total		
Cases 0-4 Months	1600	61.5%	1584	63.3%	16	1.0%
Cases 5-7 Months	429	16.5%	441	17.6%	-12	-2.7%
Cases 8 Months	140	5.4%	115	4.6%	25	21.7%
Cases 9 Months	108	4.2%	105	4.2%	3	2.9%
Cases 10 Months	92	3.5%	85	3.4%	7	8.2%
Cases 11 Months	78	3.0%	52	2.1%	26	50.0%
Cases 12 Months	49	1.9%	44	1.8%	5	11.4%
Cases 13 Months	39	1.5%	26	1.0%	13	50.0%
Cases 14 Months	26	1.0%	16	0.6%	10	62.5%
Cases 15 Months	14	0.5%	14	0.6%	0	0.0%
Cases 16 Months	10	0.4%	9	0.4%	1	11.1%
Cases 17 Months	5	0.2%	3	0.1%	2	66.7%
Cases 18 Months	2	0.1%	0	0.0%	2	NA
Cases Over 18 Months	8	0.3%	7	0.3%	1	14.3%
NA	0	0.0%	0	0.0%	0	NA
Total	2600	100.0%	2501	100.0%	99	4.0%

Figure 55: CCRB Investigations Docket - Age of CCRB Cases Based On Incident Date

	April 2020		March 2020		Change	% Change
	Count	% of Total	Count	% of Total		
Cases 0-4 Months	724	61.7%	709	59.4%	15	2.1%
Cases 5-7 Months	175	14.9%	202	16.9%	-27	-13.4%
Cases 8 Months	62	5.3%	66	5.5%	-4	-6.1%
Cases 9 Months	51	4.3%	53	4.4%	-2	-3.8%
Cases 10 Months	43	3.7%	40	3.4%	3	7.5%
Cases 11 Months	33	2.8%	37	3.1%	-4	-10.8%
Cases 12 Months	26	2.2%	29	2.4%	-3	-10.3%
Cases 13 Months	19	1.6%	14	1.2%	5	35.7%
Cases 14 Months	9	0.8%	15	1.3%	-6	-40.0%
Cases 15 Months	10	0.9%	9	0.8%	1	11.1%
Cases 16 Months	7	0.6%	3	0.3%	4	133.3%
Cases 17 Months	2	0.2%	0	0.0%	2	NA
Cases 18 Months	0	0.0%	1	0.1%	-1	NA
Cases Over 18 Months	13	1.1%	15	1.3%	-2	-13.3%
NA	0	0.0%	0	0.0%	0	NA
Total	1174	100.0%	1193	100.0%	-19	-1.6%

Figure 56: CCRB DA Hold Docket - Age of CCRB Cases Based On Incident Date

	April 2020	
	Count	% of Total
Cases 0-4 Months	1	25.0%
Cases 5-7 Months	0	0.0%
Cases 8 Months	0	0.0%
Cases 9 Months	1	25.0%
Cases 10 Months	0	0.0%
Cases 11 Months	0	0.0%
Cases 12 Months	1	25.0%
Cases 13 Months	0	0.0%
Cases 14 Months	0	0.0%
Cases 15 Months	0	0.0%
Cases 16 Months	0	0.0%
Cases 17 Months	0	0.0%
Cases 18 Months	0	0.0%
Cases Over 18 Months	1	25.0%
NA	0	0.0%
Total	4	100.0%

Figure 57: Disposition of Force Allegations (YTD 2020)

Force Allegation	Substantiated		Exonerated		Unsubstantiated		Unfounded		Officer Unidentified		Miscellaneous	
	Count	%	Count	%	Count	%	Count	%	Count	%	Count	%
Gun Pointed	0	0%	6	37.5%	7	43.8%	1	6.2%	2	12.5%	0	0%
Gun fired	0	0.0%	0	0.0%	0	0.0%	0	0.0%	0	0.0%	0	0.0%
Nightstick as club (incl asp & baton)	0	0%	1	33.3%	2	66.7%	0	0%	0	0%	0	0%
Gun as club	0	0.0%	0	0.0%	0	0.0%	0	0.0%	0	0.0%	0	0.0%
Radio as club	1	100%	0	0%	0	0%	0	0%	0	0%	0	0%
Flashlight as club	0	0.0%	0	0.0%	0	0.0%	0	0.0%	0	0.0%	0	0.0%
Police shield	0	0.0%	0	0.0%	0	0.0%	0	0.0%	0	0.0%	0	0.0%
Vehicle	0	0%	0	0%	0	0%	1	100%	0	0%	0	0%
Other blunt instrument as a club	0	0%	0	0%	0	0%	1	50%	1	50%	0	0%
Hit against inanimate object	0	0%	1	11.1%	5	55.6%	2	22.2%	1	11.1%	0	0%
Chokehold	0	0%	0	0%	5	55.6%	3	33.3%	1	11.1%	0	0%
Pepper spray	0	0%	0	0%	7	100%	0	0%	0	0%	0	0%
Physical force	9	4.2%	99	46.7%	51	24.1%	40	18.9%	13	6.1%	0	0%
Handcuffs too tight	0	0%	0	0%	3	100%	0	0%	0	0%	0	0%
Nonlethal restraining device	0	0%	6	85.7%	0	0%	1	14.3%	0	0%	0	0%
Animal	0	0.0%	0	0.0%	0	0.0%	0	0.0%	0	0.0%	0	0.0%
Other	0	0%	0	0%	1	50%	1	50%	0	0%	0	0%
Restricted Breathing	0	0%	0	0%	9	75%	1	8.3%	2	16.7%	0	0%
Total	10	3.5%	113	39.8%	90	31.7%	51	18%	20	7%	0	0%

Figure 58: Disposition of Abuse of Authority Allegations (YTD 2020)

Abuse of Authority Allegation	Substantiated		Exonerated		Unsubstantiated		Unfounded		Officer Unidentified		Miscellaneous	
	Count	%	Count	%	Count	%	Count	%	Count	%	Count	%
Gun Drawn	0	0%	5	71.4%	2	28.6%	0	0%	0	0%	0	0%
Entry of Premises	18	15.4%	78	66.7%	13	11.1%	2	1.7%	6	5.1%	0	0%
Strip-searched	7	43.8%	0	0%	6	37.5%	3	18.8%	0	0%	0	0%
Vehicle stop	0	0%	27	67.5%	10	25%	0	0%	3	7.5%	0	0%
Vehicle search	5	8.6%	27	46.6%	22	37.9%	2	3.4%	2	3.4%	0	0%
Threat of summons	0	0%	8	66.7%	4	33.3%	0	0%	0	0%	0	0%
Threat of arrest	7	7.5%	48	51.6%	24	25.8%	7	7.5%	7	7.5%	0	0%
Threat to notify ACS	0	0%	0	0%	2	66.7%	0	0%	1	33.3%	0	0%
Threat of force (verbal or physical)	9	19.1%	10	21.3%	20	42.6%	5	10.6%	3	6.4%	0	0%
Threat to damage/seize property	0	0%	9	60%	3	20%	1	6.7%	2	13.3%	0	0%
Property damaged	4	16.7%	3	12.5%	4	16.7%	3	12.5%	10	41.7%	0	0%
Refusal to process civilian complaint	6	28.6%	0	0%	11	52.4%	0	0%	4	19%	0	0%
Retaliatory arrest	7	100%	0	0%	0	0%	0	0%	0	0%	0	0%
Retaliatory summons	1	25%	1	25%	2	50%	0	0%	0	0%	0	0%
Refusal to obtain medical treatment	2	13.3%	0	0%	6	40%	4	26.7%	3	20%	0	0%
Improper dissemination of medical info	0	0.0%	0	0.0%	0	0.0%	0	0.0%	0	0.0%	0	0.0%
Other	2	15.4%	6	46.2%	4	30.8%	1	7.7%	0	0%	0	0%
Seizure of property	2	8.3%	15	62.5%	4	16.7%	0	0%	3	12.5%	0	0%
Refusal to show search warrant	0	0%	1	5.9%	13	76.5%	1	5.9%	2	11.8%	0	0%
Frisk	10	16.7%	22	36.7%	20	33.3%	1	1.7%	7	11.7%	0	0%
Search (of person)	3	8.6%	8	22.9%	16	45.7%	0	0%	8	22.9%	0	0%
Stop	8	14%	29	50.9%	13	22.8%	0	0%	7	12.3%	0	0%
Question	4	11.8%	11	32.4%	8	23.5%	2	5.9%	9	26.5%	0	0%
Refusal to show arrest warrant	0	0%	1	100%	0	0%	0	0%	0	0%	0	0%
Interference with recording	7	31.8%	6	27.3%	2	9.1%	5	22.7%	2	9.1%	0	0%
Search of recording device	1	11.1%	0	0%	6	66.7%	2	22.2%	0	0%	0	0%
Electronic device information deletion	0	0%	0	0%	2	100%	0	0%	0	0%	0	0%
Forcible Removal to Hospital	1	1.4%	62	88.6%	3	4.3%	3	4.3%	1	1.4%	0	0%
Threat re: removal to hospital	1	50%	0	0%	1	50%	0	0%	0	0%	0	0%

Threat re: immigration status	0	0.0%	0	0.0%	0	0.0%	0	0.0%	0	0.0%	0	0.0%
Disseminated immigration status	0	0.0%	0	0.0%	0	0.0%	0	0.0%	0	0.0%	0	0.0%
Questioned immigration status	0	0%	0	0%	0	0%	2	100%	0	0%	0	0%
Search of Premises	8	13.8%	34	58.6%	12	20.7%	2	3.4%	2	3.4%	0	0%
Sex Miscon (Sexual Harassment, Verbal)	0	0%	0	0%	5	83.3%	0	0%	1	16.7%	0	0%
Sex Miscon (Sexual Harassment, Gesture)	0	0.0%	0	0.0%	0	0.0%	0	0.0%	0	0.0%	0	0.0%
Sexual Misconduct (Sexual Humiliation)	4	80%	0	0%	0	0%	1	20%	0	0%	0	0%
Sex Miscon (Sexual/Romantic Proposition)	0	0%	0	0%	2	66.7%	0	0%	1	33.3%	0	0%
Sex Miscon (Sexually Motivated Arrest)	0	0.0%	0	0.0%	0	0.0%	0	0.0%	0	0.0%	0	0.0%
Sex Miscon (Sexually Motivated Stop)	0	0.0%	0	0.0%	0	0.0%	0	0.0%	0	0.0%	0	0.0%
Sex Miscon (Sexually Motivated Frisk)	0	0.0%	0	0.0%	0	0.0%	0	0.0%	0	0.0%	0	0.0%
Sex Miscon (Sexually Motivated Search)	0	0.0%	0	0.0%	0	0.0%	0	0.0%	0	0.0%	0	0.0%
Sex Miscon (Sexually Motiv Strip-Search)	0	0.0%	0	0.0%	0	0.0%	0	0.0%	0	0.0%	0	0.0%
Sex Miscon (Sexually Motiv Vehicle Stop)	0	0.0%	0	0.0%	0	0.0%	0	0.0%	0	0.0%	0	0.0%
Sex Miscon (Sexually Motiv Photo/Video)	0	0.0%	0	0.0%	0	0.0%	0	0.0%	0	0.0%	0	0.0%
Sex Miscon (Sexually Motivated Summons)	0	0.0%	0	0.0%	0	0.0%	0	0.0%	0	0.0%	0	0.0%
Photography/Videography	0	0%	2	28.6%	2	28.6%	1	14.3%	2	28.6%	0	0%
Body Cavity Searches	0	0%	1	16.7%	3	50%	2	33.3%	0	0%	0	0%
Refusal to provide name	6	9.5%	0	0%	36	57.1%	16	25.4%	5	7.9%	0	0%
Refusal to provide shield number	8	12.1%	0	0%	34	51.5%	17	25.8%	7	10.6%	0	0%
Failure to provide RTKA card	39	59.1%	1	1.5%	13	19.7%	1	1.5%	12	18.2%	0	0%
Failed to Obtain Language Interpretation	1	50%	0	0%	1	50%	0	0%	0	0%	0	0%
Sex Miscon (Sexually Motivated Question)	0	0.0%	0	0.0%	0	0.0%	0	0.0%	0	0.0%	0	0.0%
Total	171	15.4%	415	37.4%	329	29.7%	84	7.6%	110	9.9%	0	0%

Figure 59: Disposition of Discourtesy Allegations (YTD 2020)

Discourtesy Allegation	Substantiated		Exonerated		Unsubstantiated		Unfounded		Officer Unidentified		Miscellaneous	
	Count	%	Count	%	Count	%	Count	%	Count	%	Count	%
Word	28	19.4%	21	14.6%	57	39.6%	19	13.2%	19	13.2%	0	0%
Gesture	0	0.0%	0	0.0%	0	0.0%	0	0.0%	0	0.0%	0	0.0%
Demeanor/tone	0	0%	0	0%	2	100%	0	0%	0	0%	0	0%
Action	2	11.1%	0	0%	7	38.9%	6	33.3%	3	16.7%	0	0%
Other	1	50%	1	50%	0	0%	0	0%	0	0%	0	0%
Total	31	18.7%	22	13.3%	66	39.8%	25	15.1%	22	13.3%	0	0%

Figure 60: Disposition of Offensive Language Allegations (YTD 2020)

Offensive Language Allegation	Substantiated		Exonerated		Unsubstantiated		Unfounded		Officer Unidentified		Miscellaneous	
	Count	%	Count	%	Count	%	Count	%	Count	%	Count	%
Race	0	0%	0	0%	3	42.9%	1	14.3%	3	42.9%	0	0%
Ethnicity	2	33.3%	0	0%	1	16.7%	1	16.7%	2	33.3%	0	0%
Religion	0	0%	0	0%	1	100%	0	0%	0	0%	0	0%
Sexual orientation	0	0%	0	0%	1	50%	1	50%	0	0%	0	0%
Physical disability	1	50%	0	0%	0	0%	0	0%	1	50%	0	0%
Other	0	0%	0	0%	1	25%	1	25%	2	50%	0	0%
Gender Identity	0	0.0%	0	0.0%	0	0.0%	0	0.0%	0	0.0%	0	0.0%
Gender	2	18.2%	0	0%	5	45.5%	3	27.3%	1	9.1%	0	0%
Total	5	15.2%	0	0%	12	36.4%	7	21.2%	9	27.3%	0	0%

Figure 61: Administrative Prosecutions Unit Open Docket (April 2020)

Case Stage	Cases	Percent
Trial commenced	0	0%
Awaiting filing of charges	6	6%
Charges filed, awaiting service	30	31%
Charges served, CORD/SoEH/DCS pending	43	44%
Charges served, Conference Date Requested	2	2%
Calendared for court appearance	9	9%
Case Off Calendar - Subsequent Appearance Pending	5	5%
Trial scheduled	2	2%
Plea agreed - paperwork pending	1	1%
Total	98	100%

CORD is the CO's Report on MOS facing discipline.
 SoEH is the Summary of Employment History.
 DCS is the Disciplinary Cover Sheet.

Figure 62: Administrative Prosecutions Unit Cases Awaiting Final Disposition (April 2020)

Case Stage	Cases	Percent
Disposition modified, awaiting final disp.	2	10%
Plea filed - awaiting approval by PC	7	35%
Verdict rendered - awaiting approval by PC	11	55%
Verdict rendered - Fogel response due	0	0%
Trial completed, awaiting verdict	0	0%
Total	20	100%

A Fogel response is a letter to the Trial Commissioner with comments from the CCRB on the Trial Commissioner's report and recommendation.

Figure 63: Officers With CCRB Complaints Closed in 2020 by Command

Patrol Services Bureau	Substantiated MOS Apr 2020	Substantiated MOS YTD 2020	Total MOS Apr 2020	Total MOS YTD 2020
Patrol Borough Manhattan South Total	2	5	15	73
Patrol Borough Manhattan North Total	2	4	17	84
Patrol Borough Bronx Total	4	23	23	153
Patrol Borough Brooklyn South Total	6	23	40	176
Patrol Borough Brooklyn North Total	9	23	31	135
Patrol Borough Queens South Total	1	5	37	102
Patrol Borough Queens North Total	4	9	17	82
Patrol Borough Staten Island Total	0	8	10	37
Special Operations Division Total	0	4	4	11
Other Patrol Services Bureau Commands Total	0	0	0	0
Total	28	104	194	853
Other Bureaus				
Traffic Control Division Total	0	1	2	13
Transit Bureau Total	4	6	13	60
Housing Bureau Total	4	11	17	97
Organized Crime Control Bureau Total	0	3	2	33
Detective Bureau Total	1	7	7	36
Other Bureaus Total	2	3	6	29
Total	11	31	47	268
Other Commands				
Deputy Commissioners and Miscellaneous Commands Total	0	1	3	15
Undetermined	0	1	1	16
Total	39	137	245	1152

Table shows MOS command as recorded at the time of complaint.

Figure 64A: Officers With CCRB Complaints Closed in 2020 by Command - Patrol Borough Manhattan South

Manhattan South	Substantiated MOS Apr 2020	Substantiated MOS YTD 2020	Total MOS Apr 2020	Total MOS YTD 2020
001 Precinct	0	1	0	8
005 Precinct	1	1	2	3
006 Precinct	0	0	6	8
007 Precinct	0	0	3	4
009 Precinct	0	1	2	12
010 Precinct	0	0	0	1
013 Precinct	0	0	1	5
Midtown South Precinct	1	2	1	16
017 Precinct	0	0	0	8
Midtown North Precinct	0	0	0	5
Precincts Total	2	5	15	70
Patrol Borough Manhattan South Task Force	0	0	0	1
Patrol Borough Manhattan South HQ	0	0	0	1
Patrol Borough Manhattan South Anti-Crime Unit	0	0	0	1
Patrol Borough Manhattan South Total	2	5	15	73

Table shows MOS command as recorded at the time of complaint.

Figure 64B: Officers With CCRB Complaints Closed in 2020 by Command - Patrol Borough Manhattan North

Manhattan North	Substantiated MOS Apr 2020	Substantiated MOS YTD 2020	Total MOS Apr 2020	Total MOS YTD 2020
019 Precinct	0	0	0	7
020 Precinct	1	1	1	1
023 Precinct	0	0	1	7
024 Precinct	0	0	1	5
025 Precinct	0	0	0	7
026 Precinct	0	0	1	8
Central Park Precinct	0	0	0	2
028 Precinct	0	0	0	16
030 Precinct	0	0	5	7
032 Precinct	0	0	0	4
033 Precinct	0	0	0	3
034 Precinct	1	3	8	17
Precincts Total	2	4	17	84
Patrol Borough Manhattan North Task Force	0	0	0	0
Patrol Borough Manhattan North HQ	0	0	0	0
Patrol Borough Manhattan North Anti-Crime Unit	0	0	0	0
Manhattan North Impact Response Team	0	0	0	0
Patrol Borough Manhattan North Total	2	4	17	84

Table shows MOS command as recorded at the time of complaint.

Figure 64C: Officers With CCRB Complaints Closed in 2020 by Command - Patrol Borough Bronx

Bronx	Substantiated MOS Apr 2020	Substantiated MOS YTD 2020	Total MOS Apr 2020	Total MOS YTD 2020
040 Precinct	2	3	4	14
041 Precinct	0	0	0	2
042 Precinct	0	1	2	8
043 Precinct	0	1	2	14
044 Precinct	1	9	3	40
045 Precinct	0	0	2	8
046 Precinct	0	2	0	10
047 Precinct	0	4	3	19
048 Precinct	0	2	2	11
049 Precinct	1	1	2	5
050 Precinct	0	0	1	4
052 Precinct	0	0	2	16
Precincts Total	4	23	23	151
Patrol Borough Bronx Task Force	0	0	0	0
Patrol Borough Bronx HQ	0	0	0	2
Patrol Borough Bronx Anti-Crime Unit	0	0	0	0
Bronx Impact Response Team	0	0	0	0
Patrol Borough Bronx Total	4	23	23	153

Table shows MOS command as recorded at the time of complaint.

Figure 64D: Officers With CCRB Complaints Closed in 2020 by Command - Patrol Borough Brooklyn South

Brooklyn South	Substantiated MOS Apr 2020	Substantiated MOS YTD 2020	Total MOS Apr 2020	Total MOS YTD 2020
060 Precinct	0	0	2	9
061 Precinct	5	5	10	12
062 Precinct	1	6	2	11
063 Precinct	0	0	2	9
066 Precinct	0	0	1	10
067 Precinct	0	2	6	35
068 Precinct	0	0	4	11
069 Precinct	0	3	0	7
070 Precinct	0	4	0	31
071 Precinct	0	0	8	16
072 Precinct	0	0	0	5
076 Precinct	0	2	0	6
078 Precinct	0	1	5	11
Precincts Total	6	23	40	173
Patrol Borough Brooklyn South Task Force	0	0	0	1
Patrol Borough Brooklyn South HQ	0	0	0	0
Patrol Borough Brooklyn South Anti-Crime Unit	0	0	0	2
Brooklyn South Impact Response Team	0	0	0	0
Patrol Borough Brooklyn South Total	6	23	40	176

Table shows MOS command as recorded at the time of complaint.

Figure 64E: Officers With CCRB Complaints Closed in 2020 by Command - Patrol Borough Brooklyn North

Brooklyn North	Substantiated MOS Apr 2020	Substantiated MOS YTD 2020	Total MOS Apr 2020	Total MOS YTD 2020
073 Precinct	0	3	3	25
075 Precinct	6	10	8	32
077 Precinct	1	4	4	17
079 Precinct	0	1	1	9
081 Precinct	0	1	0	2
083 Precinct	1	1	4	10
084 Precinct	0	0	9	15
088 Precinct	1	1	1	2
090 Precinct	0	2	0	20
094 Precinct	0	0	1	3
Precincts Total	9	23	31	135
Patrol Borough Brooklyn North Task Force	0	0	0	0
Patrol Borough Brooklyn North HQ	0	0	0	0
Patrol Borough Brooklyn North Anti-Crime Unit	0	0	0	0
Brooklyn North Impact Response Team	0	0	0	0
Patrol Borough Brooklyn North Total	9	23	31	135

Table shows MOS command as recorded at the time of complaint.

Figure 64F: Officers With CCRB Complaints Closed in 2020 by Command - Patrol Borough Queens South

Queens South	Substantiated MOS Apr 2020	Substantiated MOS YTD 2020	Total MOS Apr 2020	Total MOS YTD 2020
100 Precinct	0	0	0	2
101 Precinct	0	0	4	11
102 Precinct	0	0	2	3
103 Precinct	0	2	18	39
105 Precinct	0	1	0	8
106 Precinct	1	1	6	10
107 Precinct	0	0	3	6
113 Precinct	0	1	4	18
Precincts Total	1	5	37	97
Patrol Borough Queens South Task Force	0	0	0	3
Patrol Borough Queens South HQ	0	0	0	0
Patrol Borough Queens South Anti-Crime Unit	0	0	0	2
Queens South Impact Response Team	0	0	0	0
Patrol Borough Queens South Total	1	5	37	102

Table shows MOS command as recorded at the time of complaint.

Figure 64G: Officers With CCRB Complaints Closed in 2020 by Command - Patrol Borough Queens North

Queens North	Substantiated MOS Apr 2020	Substantiated MOS YTD 2020	Total MOS Apr 2020	Total MOS YTD 2020
104 Precinct	0	1	1	16
108 Precinct	1	1	2	5
109 Precinct	0	0	2	5
110 Precinct	0	0	4	7
111 Precinct	0	0	0	0
112 Precinct	0	0	2	9
114 Precinct	0	0	0	14
115 Precinct	3	7	5	22
Precincts Total	4	9	16	78
Patrol Borough Queens North Task Force	0	0	0	0
Patrol Borough Queens North HQ	0	0	1	2
Patrol Borough Queens North Anti-Crime Unit	0	0	0	2
Patrol Borough Queens North Total	4	9	17	82

Table shows MOS command as recorded at the time of complaint.

Figure 64H: Officers With CCRB Complaints Closed in 2020 by Command - Patrol Borough Staten Island

Staten Island	Substantiated MOS Apr 2020	Substantiated MOS YTD 2020	Total MOS Apr 2020	Total MOS YTD 2020
120 Precinct	0	3	8	18
122 Precinct	0	0	0	4
123 Precinct	0	0	1	4
121 Precinct	0	3	1	6
Precincts Total	0	6	10	32
Patrol Borough Staten Island Task Force	0	2	0	2
Patrol Borough Staten Island HQ	0	0	0	3
Patrol Borough Staten Island Anti-Crime Unit	0	0	0	0
Staten Island Housing Unit	0	0	0	0
Staten Island Court Section	0	0	0	0
Staten Island Impact Response Team	0	0	0	0
Patrol Borough Staten Island Total	0	8	10	37

Table shows MOS command as recorded at the time of complaint.

Figure 64I: Officers With CCRB Complaints Closed in 2020 by Command - Special Operations Division

Special Operations	Substantiated MOS Apr 2020	Substantiated MOS YTD 2020	Total MOS Apr 2020	Total MOS YTD 2020
Emergency Services Unit and Squads 1-10	0	0	2	3
Harbor Unit	0	0	0	0
Aviation Unit	0	0	0	0
Canine Team	0	0	0	0
Mounted Unit	0	0	0	0
2 SOD Strategic Response Group	0	4	2	8
Special Operations Division Headquarters	0	0	0	0
Special Operations Division Total	0	4	4	11

Table shows MOS command as recorded at the time of complaint.

Figure 64J: Officers With CCRB Complaints Closed in 2020 by Command - Other Patrol Services Bureau Commands

Other Patrol Services Bureau Commands	Substantiated MOS Apr 2020	Substantiated MOS YTD 2020	Total MOS Apr 2020	Total MOS YTD 2020
Chiefs Office	0	0	0	0
Special Operations Division Taxi Unit	0	0	0	0
Other Patrol Services Bureau Commands Total	0	0	0	0

Table shows MOS command as recorded at the time of complaint.

Figure 64K: Officers With CCRB Complaints Closed in 2020 by Command - Traffic Control Division

Traffic Control Division	Substantiated MOS Apr 2020	Substantiated MOS YTD 2020	Total MOS Apr 2020	Total MOS YTD 2020
Traffic Control Division - Headquarters Command	0	0	0	0
Manhattan Traffic Task Force	0	1	2	7
Brooklyn Traffic Task Force	0	0	0	0
Bronx Traffic Task Force	0	0	0	0
Queens Traffic Task Force	0	0	0	0
Surface Transportation Enforcement Division (STED)	0	0	0	1
Bus Unit	0	0	0	1
Traffic Control Parking Enforcement District	0	0	0	0
Traffic Control Tow Units	0	0	0	0
Traffic Control Summons Enforcement	0	0	0	0
Traffic Command Intersection Control	0	0	0	0
Traffic Control Intelligence Unit	0	0	0	0
Highway District	0	0	0	0
Highway Unit #1	0	0	0	0
Highway Unit #2	0	0	0	1
Highway Unit #3	0	0	0	1
Highway Unit #4	0	0	0	0
Highway Unit #5	0	0	0	1
Highway Safety Enforcement Unit	0	0	0	0
Movie and TV Unit	0	0	0	1
Traffic Control Division Total	0	1	2	13

Table shows MOS command as recorded at the time of complaint.

Figure 64L: Officers With CCRB Complaints Closed in 2020 by Command - Transit Bureau

Transit Bureau	Substantiated MOS Apr 2020	Substantiated MOS YTD 2020	Total MOS Apr 2020	Total MOS YTD 2020
Transit Bureau Headquarters	0	0	0	0
Transit Bureau Authority Liaison	0	0	0	0
Transit Bureau Inspections	0	0	0	0
Transit Bureau Spec. Invest. Unit	0	0	0	0
Transit Bureau Crime Analysis	0	0	0	0
Transit Bureau Patrol Operations	0	0	0	0
Transit Bureau Manhattan	0	0	0	0
Transit Bureau Bronx	0	0	0	0
Transit Bureau Queens	0	0	0	0
Transit Bureau Brooklyn	0	0	0	0
TB DT01	0	1	0	6
TB DT02	0	0	0	1
TB DT03	0	0	0	3
TB DT04	0	0	6	7
TB DT11	1	2	2	4
TB DT12	0	0	0	5
TB DT20	1	1	1	5
TB DT23	0	0	0	2
TB DT30	0	0	0	3
TB DT32	2	2	2	8
TB DT33	0	0	2	3
TB DT34	0	0	0	0
Transit Bureau Manhattan Task Force	0	0	0	7
Transit Bureau Bronx Task Force	0	0	0	0
Transit Bureau Queens Task Force	0	0	0	0
Transit Bureau Brooklyn Task Force	0	0	0	0
Transit Bureau Homeless Outreach Unit	0	0	0	1
Transit Division Canine Unit	0	0	0	0
Transit Bureau Vandal Unit	0	0	0	0
Transit Bureau Special Operations Unit	0	0	0	0
TB Anti-Terrorism	0	0	0	5
Transportation Bureau and Transit Other Commands	0	0	0	0
Transit Bureau Total	4	6	13	60

Table shows MOS command as recorded at the time of complaint.

Figure 64M: Officers With CCRB Complaints Closed in 2020 by Command - Housing Bureau

Housing Bureau	Substantiated MOS Apr 2020	Substantiated MOS YTD 2020	Total MOS Apr 2020	Total MOS YTD 2020
Housing Bureau (Office of the Chief Command Center)	0	0	0	0
Housing Bureau Special Operations Section	0	0	0	0
PSA 1	3	3	6	8
PSA 2	0	3	0	5
PSA 3	0	1	3	8
PSA 4	0	0	1	5
PSA 5	0	0	3	10
PSA 6	0	1	0	12
PSA 7	1	2	4	28
PSA 8	0	0	0	8
PSA 9	0	0	0	7
Housing Bureau Brooklyn/Staten Island	0	0	0	2
Housing Bureau Manhattan	0	0	0	0
Housing Bureau Bronx/Queens	0	0	0	0
Housing Bureau Investigations	0	0	0	0
Housing Bureau Elevator Vandalism Unit	0	0	0	0
Housing Bureau Operations and Misc. Commands	0	0	0	0
Housing Bureau Total	4	11	17	97
Housing Borough Brooklyn Impact Response Team	0	1	0	3
Housing Borough Manhattan Impact Response Team	0	0	0	0
Housing Borough Bronx/Queens Impact Response Team	0	0	0	1
Housing Bureau Total	4	11	17	97

Table shows MOS command as recorded at the time of complaint.

Figure 64N: Officers With CCRB Complaints Closed in 2020 by Command - Organized Crime Control Bureau

Organized Crime Control Bureau	Substantiated MOS Apr 2020	Substantiated MOS YTD 2020	Total MOS Apr 2020	Total MOS YTD 2020
Queens Narcotics	0	3	0	12
Manhattan North Narcotics	0	0	0	1
Manhattan South Narcotics	0	0	2	2
Bronx Narcotics	0	0	0	6
Staten Island Narcotics	0	0	0	6
Brooklyn North Narcotics	0	0	0	5
Brooklyn South Narcotics	0	0	0	0
Narcotics Headquarters	0	0	0	0
Auto Crime Division	0	0	0	0
Vice Enforcement Division	0	0	0	0
Drug Enforcement Task Force	0	0	0	0
Organized Crime Headquarters	0	0	0	1
Organized Crime Control Bureau Total	0	3	2	33

Table shows MOS command as recorded at the time of complaint.

Figure 640: Officers With CCRB Complaints Closed in 2020 by Command - Detective Bureau

Detective Bureau	Substantiated MOS Apr 2020	Substantiated MOS YTD 2020	Total MOS Apr 2020	Total MOS YTD 2020
Detective Bureau Headquarters	0	0	0	0
Central Investigation and Resource Division	0	0	0	0
Special Investigations Division	0	0	0	0
Special Victims Division	0	1	0	3
Forensic Investigations Division	0	0	0	0
Fugitive Enforcement Division	0	0	0	0
Gang Division	0	3	0	7
Detective Borough Bronx	0	0	1	4
Detective Borough Manhattan	0	0	2	6
Detective Borough Brooklyn	0	2	2	11
Detective Borough Queens	1	1	1	4
Detective Borough Staten Island	0	0	1	1
DB Queens North Operations	0	0	0	0
DB Queens South Operations	0	0	0	0
Detective Bureau Total	1	7	7	36

Table shows MOS command as recorded at the time of complaint.

Figure 64P: Officers With CCRB Complaints Closed in 2020 by Command - Other Bureaus

Other Bureaus	Substantiated MOS Apr 2020	Substantiated MOS YTD 2020	Total MOS Apr 2020	Total MOS YTD 2020
Internal Affairs Bureau				
Internal Affairs Bureau	0	0	0	2
Criminal Justice Bureau				
Court Division	2	3	6	25
Court Bureau	0	0	0	0
Court LMSI	0	0	0	0
Court Unit	0	0	0	0
Criminal Justice Headquarters	0	0	0	0
Support Services Bureau				
Property Clerk Division	0	0	0	0
Fleet Services	0	0	0	0
Central Records Division	0	0	0	0
Personnel Bureau				
Applicant Processing Division	0	0	0	1
Health Services	0	0	0	0
Personnel Bureau Headquarters	0	0	0	1
Other Bureaus Total	2	3	6	29

Table shows MOS command as recorded at the time of complaint.

Figure 64Q: Officers With CCRB Complaints Closed in 2020 by Command - Deputy Commissioners and Miscellaneous Commands

Deputy Commissioners and Miscellaneous Commands	Substantiated MOS Apr 2020	Substantiated MOS YTD 2020	Total MOS Apr 2020	Total MOS YTD 2020
Deputy Commissioner Legal Matters - License Division	0	0	0	0
Deputy Commissioner Legal Matters - Legal Bureau	0	0	0	0
DC Training	0	0	0	0
Deputy Commissioner Training - Police Academy	0	0	0	0
Deputy Commissioner Training - Police Academy Training	0	0	1	2
Deputy Commissioner Training - In-service Training Section	0	0	0	1
Deputy Commissioner Management and Budget	0	0	0	0
Police Commissioner Office	0	0	0	0
Community Affairs Division	0	0	0	0
Chief of Community Affairs	0	0	0	1
Community Affairs Juvenile Section	0	0	0	0
School Safety Bronx/Manhattan	0	0	0	0
School Safety Queens/Brooklyn	0	0	0	0
Office of Equal Employment	0	0	0	0
Deputy Commissioner Operations	0	0	0	0
DC Operations Financial Mgmt.	0	0	0	0
Intelligence Division	0	1	2	11
Chief of Department	0	0	0	0
Department Advocate	0	0	0	0
Deputy Commissioner Public Information	0	0	0	0
Crime Prevention	0	0	0	0
First Deputy Commissioner	0	0	0	0
Office of Management, Analysis and Planning	0	0	0	0
Quality Assurance Division	0	0	0	0
Deputy Commissioner Counterterrorism	0	0	0	0
Chief of Department Evaluation Section	0	0	0	0
Deputy Commissioners and Miscellaneous Commands Total	0	1	3	15

Table shows MOS command as recorded at the time of complaint.